

Reagents that Advance Scientific Discovery



Cytokines &
GMP Cytokines



Media –
hESC, hMSC,
Endothelial Cells



Antibodies &
Flow Cytometry



ELISA Kits



Small
Molecules

About PeproTech

PeproTech creates the building blocks of your life science research by manufacturing high-quality products that advance scientific discovery and human health. Over the past 29 years, the company has grown into a global enterprise with state-of-the-art manufacturing facilities in the US, and offices around the world.

With over 2,000 products PeproTech has developed and refined innovative protocols to ensure quality, reliability and consistency.

Our mission is to provide the highest quality products and premium support that address the needs and demands of today's scientists and researchers.

We pride ourselves on being a trusted partner within the scientific community.

- Comprehensive line of Cytokines and Antibodies
- GMP Cytokines for Cell, Gene and Tissue Therapy
- Animal-Free Cytokines
- ELISA Development Kits
- Cell Culture Media Kits / Supplements

Ordering Information

Hours of Operation:

Extended hours from 8:00 AM to 8:00 PM (Eastern Standard Time) Monday - Friday. To place an order or request a catalog after business hours, or on weekends, you may send us a fax or visit our website.

Phone: (800) 436-9910 or (609) 497-0253 • **Fax:** (609) 497-0321

Website: www.peprotech.com

E-mail: customerservice@peprotech.com • info@peprotech.com • sales@peprotech.com

Method of Payment:

Payment terms are net thirty (30) days. 1.5% interest per month may be charged on past due accounts.



MasterCard

and



American Express are accepted.

Prices and Payment Terms:

Prices will remain in effect until December 31, 2018. All prices listed in this catalog are in U.S. Dollars. Prices are subject to change without notice. Prices in this catalog are not valid for distributors. Payment terms are net 30 days from receipt of invoice.

Shipping:

PeproTech's products have been formulated to allow shipment at ambient temperature. If your purchase order is received before 8:00 pm (EST), all available items are shipped by Federal Express for next day delivery.

Return Policy:

Any claim for credit or return goods must be made within 7 days of receipt. PeproTech will not accept returned products without prior authorization. No credit or replacement will be issued without a return authorization. All returns are subject to a 20% return fee unless the products are returned due to lack of conformity with the specifications in PeproTech's Certificate of Analysis. Please call Customer Service for return instructions.

Warranty:

PeproTech warrants to the original purchaser that products sold substantially conform to specifications provided with shipped products and are free from material defects. This warranty does not extend to any product which has been altered in any way by personnel other than PeproTech's employees or to any product which has been handled in a manner contrary to instructions included in product documentation. PeproTech is not responsible for patent infringement or other violations which may occur with the use of these products. PeproTech makes no warranty of the product's suitability for any purchaser's particular use; suitability for use must be determined by the purchaser or user of the products. All other warranties, expressed or implied, are disclaimed to the fullest extent allowed by law. Purchaser's sole remedy under the above warranty shall be replacement with a conforming product, a credit toward future purchases of PeproTech products or, at PeproTech's sole discretion, a refund of the price of the product. If there is a question or concern, please contact our Technical Support Department immediately so we may assist you.

Resale:

In the absence of an expressed written agreement to the contrary, all products are sold by PeproTech, Inc. for the exclusive use of the purchaser and are not to be resold.

Information Changes:

This catalog contains current information on PeproTech products. PeproTech reserves the right to discontinue sales of any product or to change product descriptions and/or formulations at any time without notice to purchasers.

Product Use Limitations:

All PeproTech products are sold for research use only. Not for drug use or clinical diagnostic procedures. They are not to be administered to humans or used in diagnostic or therapeutic procedures. Purchasers of PeproTech products agree to comply with the provisions of applicable federal, state and local statutes, rules, regulations, ordinances and orders in any use which they may make of PeproTech products.

Look for PeproTech...

PeproTech representatives routinely attend scientific conferences throughout the year, e.g., AACR, ISSCR, ISCT, Society for Neuroscience, American Society for Cell Biology and others. We invite you to visit our booth to communicate your research needs and to discuss our latest products. Please visit our website at www.peprotech.com for our conference schedule.

www.peprotech.com

For comprehensive information about our products, visit our expanded website at www.peprotech.com. Our website is an easy way to get up-to-date information on new products, references, useful links and much more. For your assurance, PeproTech's website uses secure on-line ordering. All on-line orders obtained Monday-Friday during normal business hours (EST) will be processed the same day.

Table of Contents

GMP Cytokines	4-5
Cell Culture Media Products	6-11
ELISA Buffer Kits	12
Cytokine Packages	13
Products (Listed Alphabetically)	14-142
Charts & Tables:	
Chemokine Nomenclature	143
TNF Superfamily Nomenclature	144
FGF Family	145
Neurotrophin/Neuropoietic Cytokines	146
TGF-β Superfamily	147-148
VEGF/PDGF Family	149
Antagonists of TGF-β Ligands	150
General Characteristics of Plasma Lipoproteins	150
Classification of Apoproteins	150
General Abbreviations	151
Technical Information:	
RUO Cytokines FAQ	152
GMP Cytokines FAQ	153
Animal-Free Media Supplement Kits FAQ	153
PeproGrow-hESC FAQ	154
Antigen Affinity Purification of Antibodies Protocol	155-157
Antibody FAQ	158
ELISA Protocol	159-161
ELISA Troubleshooting Guide	162-163
ELISA FAQ	164
Western Transfer Protocol	165-166
Western Transfer FAQ	166
Western Transfer Troubleshooting Guide	167-171
Index	172-179
PeproTech Worldwide	180

GMP Cytokines



Helping unlock the promise of Cellular Therapies and Regenerative Medicines

The rapidly evolving field of regenerative medicine offers exciting opportunities to develop new solutions for an array of diseases, injuries, and genetic disorders. Modern advances in immunology, developmental biology, genetics, and cell biology are driving research in this emerging area, and opening up huge potential for related therapies.

As cell therapies transition from the lab to patients' bedsides, ensuring the highest levels of quality and safety is a significant and critical challenge. **PeproTech's PeproGMP® Cytokines help researchers meet that challenge.** Consistent with federal requirements and best practices for cell therapy, gene therapy, and tissue-engineered products for clinical applications, PeproGMP® Cytokines are manufactured and tested in compliance with US FDA GMP (Good Manufacturing Practices) regulations and the ISO 9001 quality management systems standard, without the use of animal-derived materials.

PeproGMP® Cytokines offer safety, purity, and simplified use in *ex vivo* manufacturing processes, as described in USP (United States Pharmacopeia) Chapter <1043> Ancillary Materials for Cell, Gene, and Tissue-Engineered Products.

- ISO7-certified cleanrooms and controlled laboratories
- Qualification and validation program
- Materials management
- Personnel training program
- Environmental monitoring
- Equipment monitoring
- Equipment calibration and maintenance
- Rigorous quality control program
- Documentation control and records



GMP Cytokines

Product	Catalog Number	Size	Price
PeproGMP® Human EGF	GMP100-15-100µg	100 µg	\$450
PeproGMP® Human EGF	GMP100-15-500µg	500 µg	\$1,000
PeproGMP® Human FGF-basic.....	GMP100-18B-25µg	25 µg	\$240
PeproGMP® Human FGF-basic.....	GMP100-18B-100µg	100 µg	\$720
PeproGMP® Human Flt3-Ligand	GMP300-19-50µg	50 µg	\$870
PeproGMP® Human Flt3-Ligand	GMP300-19-100µg	100 µg	\$1,450
PeproGMP® Human IL-3	GMP200-03-50µg	50 µg	\$775
PeproGMP® Human IL-3	GMP200-03-100µg	100 µg	\$1,450
PeproGMP® Human IL-6	GMP200-06-10µg	10 µg	\$290
PeproGMP® Human IL-6	GMP200-06-100µg	100 µg	\$1,450
PeproGMP® Human SCF	GMP300-07-50µg	50 µg	\$775
PeproGMP® Human SCF	GMP300-07-100µg	100 µg	\$1,450
PeproGMP® Human TPO	GMP300-18-50µg	50 µg	\$1,050
PeproGMP® Human TPO	GMP300-18-100µg	100 µg	\$1,750

We are continually adding new GMP products. Please contact gmp@peprotech.com for our most up-to-date product list.

Quality Assurance/Quality Control

PeproTech ensures that all aspects of our quality management system—from management of raw materials and equipment to facilities maintenance (environmental monitoring), manufacturing processes, internal audits, and inspection processes—are in compliance with GMPs and all applicable regulatory and standards requirements.

We perform extensive quality control testing to verify that PeproGMP® Cytokines meet rigorous standards for purity, identity, safety, activity, and consistency.



We'd love to share more about our PeproGMP® Cytokines. Contact our Quality Assurance Department at 800-436-9910 prompt number 4 or e-mail us at gmp@peprotech.com for more information.

Cell Culture Media Products

PeproGrow Human Mesenchymal Stem Cell Medium

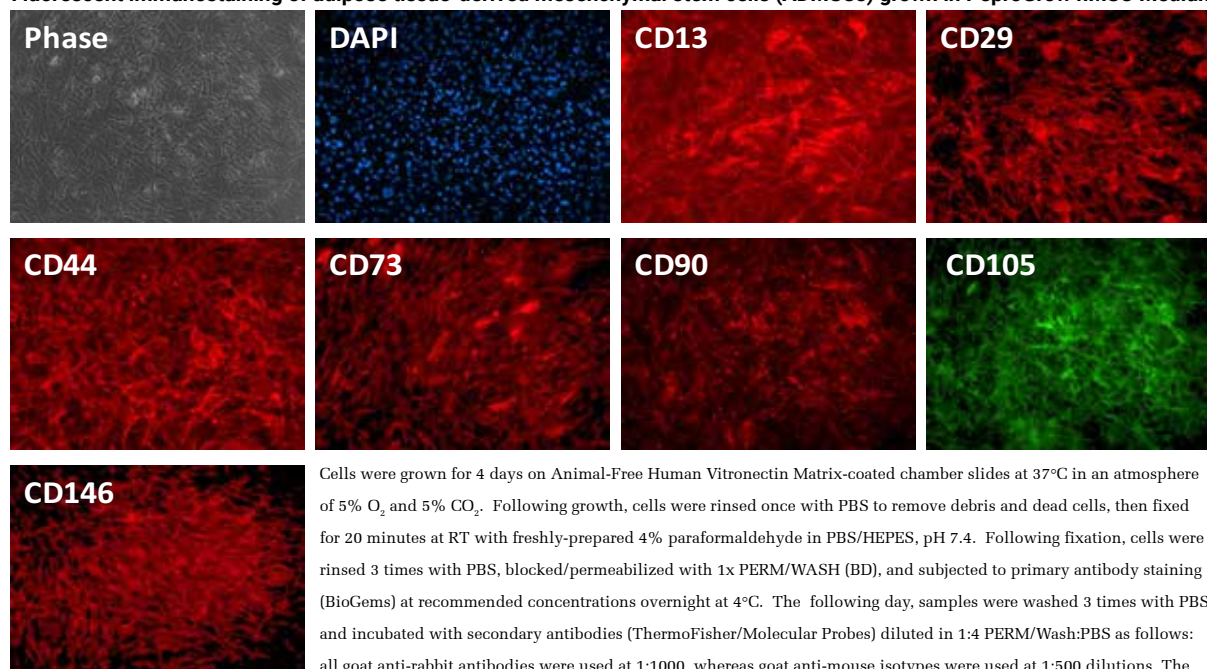
Maintenance Media for hMSCs

PeproGrow hMSC Medium

PeproGrow hMSC (Mesenchymal Stem Cell) Medium is a xeno-free, human serum-containing, phenol red-free complete media formulation originally designed for the *in vitro* expansion of adipose-derived human mesenchymal stem cells (ADMSCs) while maintaining full multipotency. Since its design, this media formulation has been shown to be suitable for the sustained growth of adipose tissue-derived, bone marrow-derived, umbilical cord-derived, placental-derived, and urine-derived MSCs in both adherent and suspension culture. For optimal results, culturing should be conducted on a surface coated with PeproTech's Animal-Free Human Vitronectin Matrix as a surface-coating reagent; however, other suitable extracellular matrix (ECM) proteins, such as fibronectin or vitronectin, can be used. PeproGrow hMSC Medium was designed and developed in collaboration with American CryoStem Corporation, and is supplied as a 500mL bottle of PeproGrow hMSC Basal Medium (Catalog# BM-XF-HMSC-500) containing a human serum component, and a separate, lyophilized vial of animal-free PeproGrow hMSC Growth Factor Supplement (Catalog# GF-XF-HMSC-500). The addition of the separate, lyophilized growth factor supplement to the basal medium results in a complete medium containing all growth factors and supplements necessary for optimal expansion of human mesenchymal stem cells in culture.

Kit/Components	Catalog Number	Price
PeproGrow hMSC Medium 500mL Kit	XF-hMSC-500	\$275
Basal Medium.....	BM-XF-hMSC-500	N/A
Growth Factor Component.....	GF-XF-hMSC-500.....	N/A

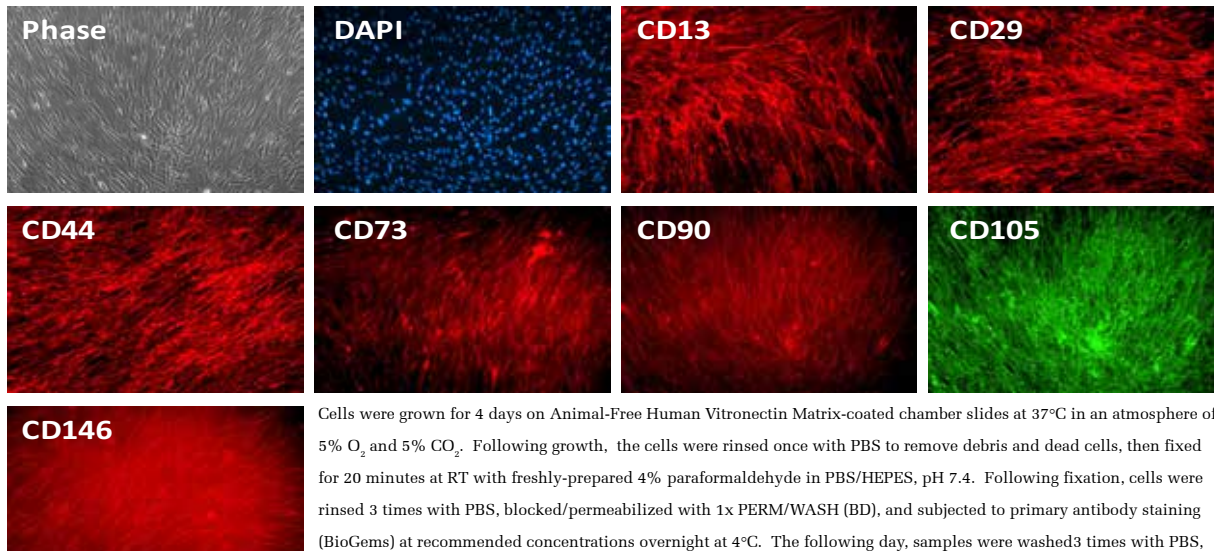
Fluorescent immunostaining of adipose tissue-derived mesenchymal stem cells (ADMSCs) grown in PeproGrow hMSC Medium



samples were then washed 1 time with PBS containing 500 ng/ml DAPI, twice more in PBS, alone, and once in DI water to remove salts prior to mounting/cover-slipping in Aqua-Poly Mount (Polysciences) with 12 mm glass coverslips. The slides were allowed to dry overnight at RT prior to imaging using an Olympus IX71 Inverted microscope equipped with an inverted cooled CCD camera. Images were captured using iVision software (12 bit), pseudo-colored (DAPI = blue, AF488 = green, AF594 = red), and then exported to 8 bit format. In order to ensure specificity, all image capture times were adjusted to, or below times, that of the isotype controls that revealed minimal background staining levels. As shown, ADMSCs grown in PeproGrow hMSC Medium were strongly positive for CD13, CD29, CD44, CD73, CD90, CD105, and CD146.

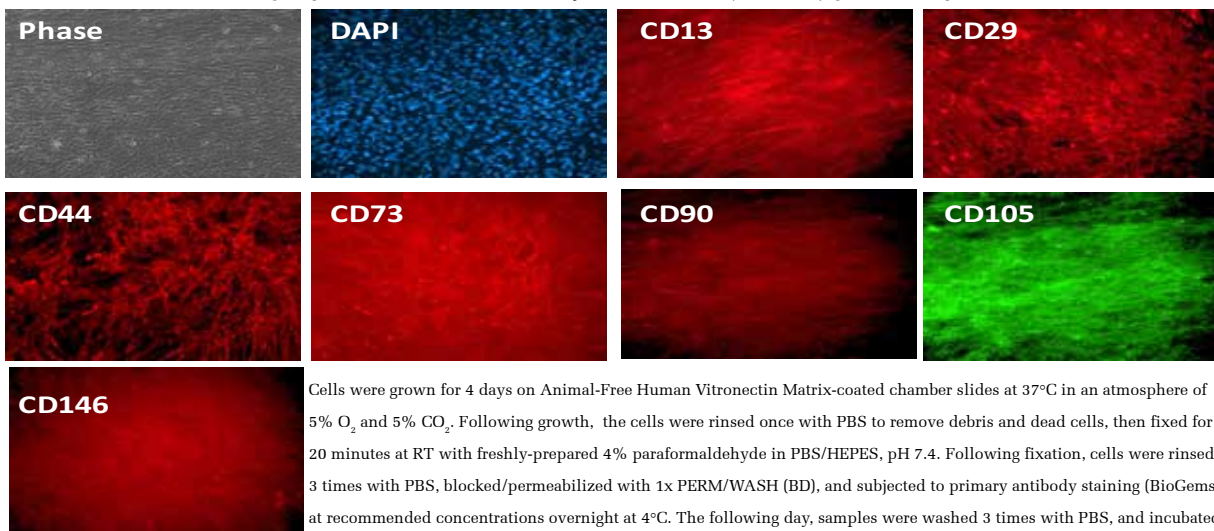
Cell Culture Media Products

Fluorescent immunostaining of bone marrow-derived mesenchymal stem cells (BDMSCs) grown in PeproGrow hMSC Medium



Cells were grown for 4 days on Animal-Free Human Vitronectin Matrix-coated chamber slides at 37°C in an atmosphere of 5% O₂ and 5% CO₂. Following growth, the cells were rinsed once with PBS to remove debris and dead cells, then fixed for 20 minutes at RT with freshly-prepared 4% paraformaldehyde in PBS/HEPES, pH 7.4. Following fixation, cells were rinsed 3 times with PBS, blocked/permeabilized with 1x PERM/WASH (BD), and subjected to primary antibody staining (BioGems) at recommended concentrations overnight at 4°C. The following day, samples were washed 3 times with PBS, and incubated with secondary antibodies (ThermoFisher/Molecular Probes) diluted in 1:4 PERM/ Wash:PBS as follows: all goat anti-rabbit antibodies were used at 1:1000, whereas goat anti-mouse isotypes were used at 1:500 dilutions. The samples were then washed 1 time with PBS containing 500 ng/ml DAPI, twice more in PBS, alone, and once in DI water to remove salts prior to mounting/cover-slipping in Aqua-Poly Mount (Polysciences) with 12 mm glass coverslips. The slides were allowed to dry overnight at RT prior to imaging using an Olympus IX71 Inverted microscope equipped with an inverted cooled CCD camera. Images were captured using iVision software (12 bit), pseudo-colored (DAPI = blue, AF488 = green, AF594 = red), and then exported to 8 bit format. In order to ensure specificity, all image capture times were adjusted to, or below times, that of the isotype controls that revealed minimal background staining levels. As shown, BDMSCs grown in PeproGrow hMSC Medium were strongly positive for CD13, CD29, CD44, CD73, CD90, CD105, and CD146.

Fluorescent immunostaining of placental-derived mesenchymal stem cells (PDMSCs) grown in PeproGrow hMSC Medium



Cells were grown for 4 days on Animal-Free Human Vitronectin Matrix-coated chamber slides at 37°C in an atmosphere of 5% O₂ and 5% CO₂. Following growth, the cells were rinsed once with PBS to remove debris and dead cells, then fixed for 20 minutes at RT with freshly-prepared 4% paraformaldehyde in PBS/HEPES, pH 7.4. Following fixation, cells were rinsed 3 times with PBS, blocked/permeabilized with 1x PERM/WASH (BD), and subjected to primary antibody staining (BioGems) at recommended concentrations overnight at 4°C. The following day, samples were washed 3 times with PBS, and incubated with secondary antibodies (ThermoFisher/Molecular Probes) diluted in 1:4 PERM/Wash:PBS as follows: all goat anti-rabbit antibodies were used at 1:1000, whereas goat anti-mouse isotypes were used at 1:500 dilutions. The samples were then washed 1 time with PBS containing 500 ng/ml DAPI, twice more in PBS, alone, and once in DI water to remove salts prior to mounting/cover-slipping in Aqua-Poly Mount (Polysciences) with 12 mm glass coverslips. The slides were allowed to dry overnight at RT prior to imaging using an Olympus IX71 Inverted microscope equipped with an inverted cooled CCD camera. Images were captured using iVision software (12 bit), pseudo-colored (DAPI = blue, AF488 = green, AF594 = red), and then exported to 8 bit format. In order to ensure specificity, all image capture times were adjusted to or below times that of the isotype controls that revealed minimal background staining levels. As shown, PDMSCs grown in PeproGrow hMSC Medium were strongly positive for CD13, CD29, CD44, CD73, CD90, CD105, and CD146.

Cell Culture Media Products

PeproGrow Animal-Free Human Embryonic Stem Cell Media

Maintenance Media for hESCs and hiPSCs

PeproGrow Animal-Free hESC Medium and PeproGrow Animal-Free Low Protein hESC Medium

PeproGrow Animal-Free hESC Medium and PeproGrow Animal-Free Low Protein hESC Medium are animal component-free, serum- and phenol red-free media of a complete, chemically-defined formulation designed for feeder-free maintenance and expansion of both human embryonic stem cells (hESCs) and human induced pluripotent stem cells (iPSCs). These media formulations are best used with PeproTech's Animal-Free Human Vitronectin Matrix as a surface-coating reagent; however, these can also be used with Corning Matrigel® or Synthemax® II-SC. The media are intended for the culturing of hESCs and iPSCs in the undifferentiated, pluripotent state (Nanog+/Lin28+/Tra-1-60+ or SSEA4+/Oct4+), and demonstrate less than 15% spontaneous differentiation as indicated by immunofluorescent staining. Similar to the PeproGrow-hESC Medium, these proprietary media formulations include relevant growth factors, such as FGF2 (FGF-basic), and do not contain the insulin found in the majority of other hESC/iPSC media currently available on the market. PeproGrow Animal-Free hESC Medium and PeproGrow Animal-Free Low Protein hESC Medium were designed and developed by PeproTech in collaboration with the Stem Cell Training Course at Rutgers University. These media contain minimal, essential components required for stem cell culture maintenance and are developed in the likeness of the E8® formulation developed by the laboratory of Dr. James Thomson at the University of Wisconsin, Madison.* These kits are supplied as a 100mL, or 500mL, bottle of basal medium, and a separate, lyophilized growth factor component. The basal medium is available as either a low-protein medium (catalog numbers AF-LP-hESC-500 and AF-LP-hESC-100), or an animal component-free albumin-containing medium (catalog numbers AF-hESC-R-500 and AF-hESC-R-100). Additional companion products, such as the Animal-Free Human Vitronectin Matrix and Buffer Kit, and the Cell Passaging/Non-Enzymatic Detachment Buffer, are available separately.

*E8 is a registered trademark of the Wisconsin Alumni Research Foundation.

Kit/Components	Catalog Number	Price
PeproGrow Animal-Free hESC Medium 500mL Kit	AF-hESC-R-500	\$200
Basal Medium.....	AF-BM-hESC-R-500	\$150
Animal-Free Growth Factor Component.....	AF-GF-hESC-500.....	\$75
PeproGrow Animal-Free hESC Medium 100mL Kit	AF-hESC-R-100	\$80
Basal Medium.....	AF-BM-hESC-R-100	\$60
Animal-Free Growth Factor Component.....	AF-GF-hESC-100.....	\$30
PeproGrow Animal-Free Low Protein hESC Medium 500mL Kit	AF-LP-hESC-500	\$180
Low Protein Basal Medium.....	AF-BM-LP-hESC-500	\$130
Animal-Free Growth Factor Component.....	AF-GF-hESC-500.....	\$75
PeproGrow Animal-Free Low Protein hESC Medium 100mL Kit	AF-LP-hESC-100	\$65
Low Protein Basal Medium.....	AF-BM-LP-hESC-100	\$50
Animal-Free Growth Factor Component.....	AF-GF-hESC-100.....	\$30

Companion Products for PeproGrow Animal-Free hESC Media

Kit/Components	Catalog Number	Price
Animal-Free Human Vitronectin Matrix and Buffer Kit	AF-VMB-220	\$60
Animal-Free Human Vitronectin Matrix (500µg).....		N/A
PBS + Kolliphor P 188 (220mL).....		N/A
Cell Passaging/Non-Enzymatic Detachment Buffer	CPD-125	\$35
PBS+HEPES+EDTA (125mL)		N/A

Cell Culture Media Products

PeproGrow Human Embryonic Stem Cell Medium

Maintenance Medium for hESCs and hiPSCs

PeproGrow hESC Medium

PeproGrow hESC Medium is a serum- and phenol red-free medium of a complete, chemically-defined formulation designed for feeder-free maintenance and expansion of both human embryonic stem cells (hESCs) and induced pluripotent stem cells (hiPSCs) using BD Matrigel™ as a surface-coating matrix. This medium is intended for the culturing of hESCs and hiPSCs in the undifferentiated, pluripotent state (SSEA4+/Oct4+), and demonstrates less than 15% spontaneous differentiation as indicated by flow cytometry. The proprietary formulation of the medium includes relevant growth factors, such as FGF2 (FGF-basic), but does not contain the insulin found in the majority of other hESC/hiPSC media currently available on the market. PeproGrow hESC Medium, which was designed and developed by PeproTech in collaboration with the Stem Cell Training Course at Rutgers University, is supplied as a 100mL, or 500mL, bottle of basal medium and a separate, lyophilized growth factor component.



Kit/Components	Catalog Number	Price
PeproGrow hESC Medium 500mL Kit	hESC-500	\$200
Basal Medium.....	BM-hESC-500.....	\$150
Growth Factor Component.....	GF-hESC-500	\$65
PeproGrow hESC Medium 100mL Kit	hESC-100	\$80
Basal Medium.....	BM-hESC-100.....	\$60
Growth Factor Component.....	GF-hESC-100	\$25

Cell Culture Media Products

PeproGrow Endothelial Media

Maintenance Media for Endothelial Cells

PeproGrow EPC, PeproGrow MacroV and PeproGrow MicroV Media

PeproTech offers three separate endothelial cell culture media formulations developed for the *in vitro* cultivation of: endothelial progenitor cells (EPCs; PeproGrow EPC Medium) derived from bone marrow or peripheral blood; endothelial cells from large vessels (PeproGrow MacroV Medium); and endothelial cells from small vessels (PeproGrow MicroV Medium). These media formulations maintain outstanding endothelial cell morphology and function, and increase the activity of endothelial nitric oxide synthase (eNOS), which account for a specific crucial marker for endothelial cells. By doing this, the media provide an optimal cell culture environment for macrovascular and microvascular endothelial cells, as well as for EPCs; growing cells at rates that exceed commercially available media.

PeproTech's endothelial cell culture media kit is supplied as a 500mL bottle of basal medium and a separate growth supplement bottle that contains various essential growth factors and components for endothelial cell growth. Adding the growth supplement to the basal medium results in the complete culture medium. PeproTech's endothelial media do not contain antibiotics, antimycotics, antifungal, or phenol red, as these components can cause cell stress and masking effects that may reduce complete medium shelf life and influence experimental results.

Kit/Components	Catalog Number	Price
PeproGrow EPC Medium Kit (ENDO-BM & GS-EPC)	700-EPC	\$300
Basal Medium.....	ENDO-BM	N/A
Growth Supplement EPC.....	GS-EPC*	N/A
PeproGrow MacroV Medium Kit (ENDO-BM & GS-MacroV)	700-MacroV	\$150
Basal Medium.....	ENDO-BM	N/A
Growth Supplement MacroV.....	GS-MacroV*	N/A
PeproGrow MicroV Medium Kit (ENDO-BM & GS-MicroV)	700-MicroV	\$150
Basal Medium.....	ENDO-BM	N/A
Growth Supplement MicroV	GS-MicroV*	N/A

*Contains FBS

PeproGrow CHO Media

Maintenance Media for CHO-S Cell Lines

PeproGrow CD-CHO and PeproGrow AF-CHO Media

PeproTech offers two CHO media, PeproGrow CD-CHO Medium and PeproGrow AF-CHO Medium, for the *in vitro* cultivation of Chinese Hamster Ovary-S cells (Life Technologies™ catalog numbers 11619-012, R800-07, or A11557-01). This medium is intended for recombinant protein expression in suspension culture. PeproGrow CD-CHO Medium is an animal component-free, serum-free, protein-free, chemically-defined, complete medium formulation. PeproGrow AF-CHO Medium is an animal component-free, serum-free, protein-free, complete medium formulation. Both ready-to-use media contain L-alanyl-L-Glutamine, amino acids, vitamins, and salts, which are recommended for a 5 day batch culture with a seeding density of 0.5×10^6 cells/mL. PeproGrow AF-CHO Medium also contains non-animal derived hydrolysates. An adaptation process is not required for Life Technologies™ CHO-S cells.

Medium	Catalog Number	Volume	Price
PeproGrow CD-CHO Medium.....	AF-CD-CHO.....	1Liter (L).....	\$80
PeproGrow AF-CHO Medium.....	AF-CHO.....	1Liter (L).....	\$80

Cell Culture Media Products

PeproGrow HEK293 Medium

Maintenance Medium for Human HEK293 Cells

PeproGrow HEK293 Medium

PeproGrow HEK293 Medium is an animal component-free, protein-free, serum-free, chemically-defined complete medium formulation for the *in vitro* cultivation of HEK293 cells (Life Technologies™ FreeStyle™ 293-F cells, catalog number R790-07). This medium is intended for recombinant protein expression in suspension culture, which is recommended for a 5 day batch culture with a seeding density of 0.6×10^6 cells/mL. This ready-to-use medium contains L-alanyl-L-Glutamine, amino acids, vitamins, and salts. An adaptation process is not required for Life Technologies™ FreeStyle™ 293-F cells.

Medium	Catalog Number	Volume	Price
PeproGrow HEK293 Medium	AF-CD-HEK293	1Liter (L).....	\$80

Cell Culture Supplement Kit

PeproGrow-1 Serum-Free Cell Culture Media Supplement Kit

Serum-free cell culture supplement kit for adherent HEK293, HeLa, and A549 cells

PeproGrow-1

PeproGrow-1 (catalog number 700-C100) is a serum-free cell culture media supplement formulation designed to sustain the growth of adherent mammalian cell lines, and has been tested with HEK293, HeLa and A549 cells. This kit may potentially improve the culturing conditions of other adherent cells, however suitability for cells other than those pre-tested is not guaranteed. PeproGrow-1 is an animal component-free, protein-free, chemically-defined formulation. This kit is intended to be used with DMEM/F12 basal media (Thermo Fisher Scientific catalog number 10565, or catalog number 31331 for customers located outside the USA) and contains enough material to supplement 10L of media.

Note: DMEM/F12 media should contain phenol red, or phenol red can be added at the customer's discretion. DMEM/F12 media should not contain HEPES. Another vendor's DMEM/F12 can be purchased, however, PeproTech only tests PeproGrow-1 (catalog number 700-C100) using Life Technologies' DMEM/F12.

- **100x Serum Replacement Solution (catalog number SR-100)** contains non-animal derived, chemically-defined salts, designed to replace serum in HEK293, HeLa, and A549 cell culture media.
- **200x Lipid Mixture Solution (catalog number LM-200)** contains non-animal derived fatty acids and lipids, designed to improve cell growth in serum-free media.

Medium	Catalog Number	Price
PeproGrow-1 Kit (SR-100 & LM-200).....	700-C100	\$195
Serum Replacement Solution	SR-100	\$135
Lipid Mixture Solution	LM-200	\$75

ELISA Buffer Kits

PeproTech's ELISA Buffer Kits

PeproTech offers both an ABTS ELISA Buffer Kit and a TMB ELISA Buffer Kit that have been specifically formulated for optimal performance when used in conjunction with PeproTech's ABTS ELISA Development Kits and TMB ELISA Development Kits, respectively. These buffer kits contain all of the necessary components to assay ten 96-well ELISA plates (included) and contain detailed handling instructions. All of the reagents have been sterile-filtered to minimize assay interference and maximize shelf life. Both the ABTS ELISA Buffer Kit and TMB ELISA Buffer Kit can be purchased along with one of PeproTech's ABTS or TMB ELISA Development Kits at a discounted price. These easy-to-use ELISA Buffer Kits can also be purchased as stand-alone products since the plates included are not pre-coated with capture antibody. This format allows the researcher to develop and optimize an assay for use with their own capture and detection antibodies. The actual antibody concentrations and detection ranges of the ELISA will vary.

ABTS ELISA Buffer Kit Contents:

- 20X Plate Coating Buffer (PBS)
- 1X Blocking Buffer
- 20X Sample Diluent
- 20X Wash Buffer
- Ready-to-use ABTS
- 10 Sterile, Uncoated 96-well ELISA Plates
- 50 Plate Sealing Films
- Buffer Handling Instructions

Description	Catalog Number	Price
ABTS ELISA Buffer Kit.....	900-K00.....	\$195

TMB ELISA Buffer Kit Contents:

- 20X Plate Coating Buffer (PBS)
- 1X Blocking Buffer
- 20X Sample Diluent
- 20X Wash Buffer
- Ready-to-use TMB Liquid Substrate
- Ready-to-use Stop Solution
- 10 Sterile, Uncoated 96-well ELISA Plates
- 50 Plate Sealing Films
- Buffer Handling Instructions

Description	Catalog Number	Price
TMB ELISA Buffer Kit	900-T00	\$195

Cytokine Packages

Dendritic Cell Cytokine Packages

Human Dendritic Cell Cytokine Package

Contains the key components required for culturing of your human dendritic cells.

Catalog Number: HDC

Price: \$900

The following 2 vials are included:

- 100 µg Human IL-4
- 100 µg Human GM-CSF

Murine Dendritic Cell Cytokine Package

Contains the key components required for culturing of your mouse dendritic cells.

Catalog Number: MDC

Price: \$900

The following 2 vials are included:

- 100 µg Murine IL-4
- 100 µg Murine GM-CSF

Animal-Free Human Dendritic Cell Cytokine Package

Catalog Number: AF-HDC

Price: \$1,000

The following 2 vials are included:

- 100 µg Animal-Free Human IL-4
- 100 µg Animal-Free Human GM-CSF

Animal-Free Murine Dendritic Cell Cytokine Package

Catalog Number: AF-MDC

Price: \$1,000

The following 2 vials are included:

- 100 µg Animal-Free Murine IL-4
- 100 µg Animal-Free Murine GM-CSF

Hematopoietic Stem Cell Expansion Cytokine Packages

Human Hematopoietic Stem Cell Expansion Cytokine Package

Contains the key components required for *ex vivo* human hematopoietic stem cells.

Catalog Number: HHSC3

Price: \$1,950

The following 4 vials are included:

- 100 µg Human Flt3-Ligand
- 100 µg Human SCF
- 100 µg Human TPO
- 10 µg Human IL-3

Human Hematopoietic Stem Cell Expansion Cytokine Package

Contains the key components required for *ex vivo* human hematopoietic stem cells.

Catalog Number: HHSC6

Price: \$1,950

The following 4 vials are included:

- 100 µg Human Flt3-Ligand
- 100 µg Human SCF
- 100 µg Human TPO
- 20 µg Human IL-6

Murine Hematopoietic Stem Cell Expansion Cytokine Package

Contains the key components required for *ex vivo* mouse hematopoietic stem cells.

Catalog Number: MHSC3

Price: \$1,950

The following 4 vials are included:

- 100 µg Murine Flt3-Ligand
- 100 µg Murine SCF
- 100 µg Murine TPO
- 10 µg Murine IL-3

Murine Hematopoietic Stem Cell Expansion Cytokine Package

Contains the key components required for *ex vivo* mouse hematopoietic stem cells.

Catalog Number: MHSC6

Price: \$1,950

The following 4 vials are included:

- 100 µg Murine Flt3-Ligand
- 100 µg Murine SCF
- 100 µg Murine TPO
- 10 µg Murine IL-6

Animal-Free Human Hematopoietic Stem Cell Expansion Cytokine Package

Catalog Number: AF-HHSC3

Price: \$2,340

The following 4 vials are included:

- 100 µg Animal-Free Human Flt3-Ligand
- 100 µg Animal-Free Human SCF
- 100 µg Animal-Free Human TPO
- 10 µg Animal-Free Human IL-3

Animal-Free Human Hematopoietic Stem Cell Expansion Cytokine Package

Catalog Number: AF-HHSC6

Price: \$2,340

The following 4 vials are included:

- 100 µg Animal-Free Human Flt3-Ligand
- 100 µg Animal-Free Human SCF
- 100 µg Animal-Free Human TPO
- 20 µg Animal-Free Human IL-6

Animal-Free Murine Hematopoietic Stem Cell Expansion Cytokine Package

Catalog Number: AF-MHSC3

Price: \$2,340

The following 4 vials are included:

- 100 µg Animal-Free Murine Flt3-Ligand
- 100 µg Animal-Free Murine SCF
- 100 µg Animal-Free Murine TPO
- 10 µg Animal-Free Murine IL-3

Animal-Free Murine Hematopoietic Stem Cell Expansion Cytokine Package

Catalog Number: AF-MHSC6

Price: \$2,340

The following 4 vials are included:

- 100 µg Animal-Free Murine Flt3-Ligand
- 100 µg Animal-Free Murine SCF
- 100 µg Animal-Free Murine TPO
- 10 µg Animal-Free Murine IL-6

Activin A

Synonyms: Inhibin beta-1, FRP, FSH (Follicle-Stimulating Hormone)-releasing protein, Erythroid Differentiation Factor (EDF)

RUO Cytokines

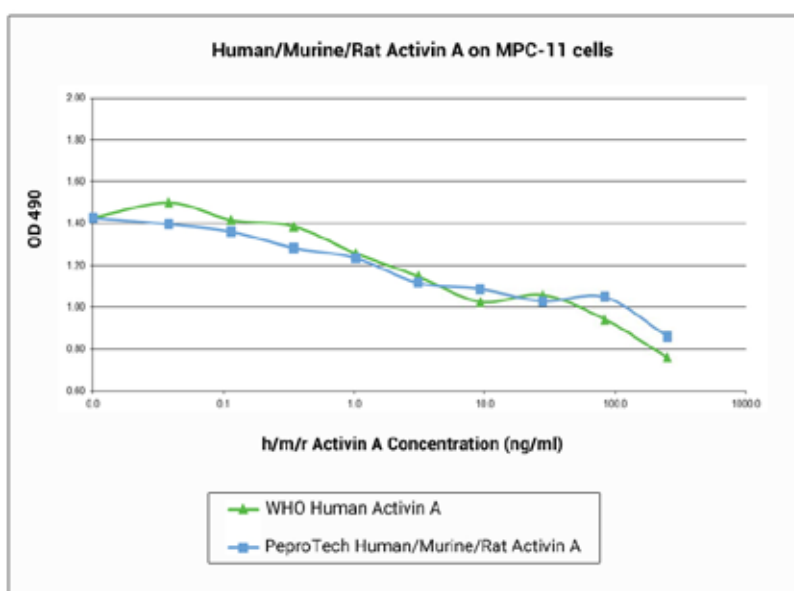
PRODUCT	CATALOG #	SOURCE	MW	Size A	Size B	1mg
				\$80	\$195	
Human/Murine/Rat Activin A	120-14	<i>Insect cells</i>	26.0 kDa	2µg	10µg	\$6,500
Human/Murine/Rat Activin A	120-14E	<i>E. coli</i>	26.0 kDa	2µg	10µg	\$3,900
Human/Murine/Rat Activin A	120-14P	<i>CHO cells</i>	26.0 kDa	2µg	10µg	\$5,200

Additional sizes available please inquire

Animal-Free Cytokines

PRODUCT	CATALOG #	SOURCE	MW	Size A	Size B	1mg
				\$95	\$215	
Human/Murine/Rat Activin A	AF-120-14E	<i>E.coli</i>	26.0 kDa	2µg	10µg	\$4,300

Additional sizes available please inquire



Adiponectin

Synonyms: Acrp-30, APM-1, AdipoQ, Gelatin-binding protein, GBP-28

RUO Cytokines

PRODUCT	CATALOG #	SOURCE	MW	Size A	Size B	1mg
				\$80	\$195	
Human Adiponectin	450-24	<i>Insect cells</i>	25.9 kDa	5µg	25µg	\$5,200
Murine Adiponectin	315-26	<i>Insect cells</i>	25.8 kDa	5µg	25µg	\$5,200

Additional sizes available please inquire

Monoclonal Antibodies

PRODUCT	CATALOG #	SOURCE	APPLICATIONS	Size	PRICE
Anti-Human Adiponectin	500-M126	<i>Mouse</i>	E, WB	500µg	\$150.00

Key: I = IHC, E = ELISA, WB = Western blot, N = Neutralization

AITRL *Activation-Induced TNFR member Ligand*

Synonyms: TNFSF18, GITRL, TL-6

RUO Cytokines

PRODUCT	CATALOG #	SOURCE	MW	Size A \$80	Size B \$195	1mg
Human AITRL	310-22	<i>E.coli</i>	14.3 kDa	5µg	20µg	\$5,200

Additional sizes available please inquire

Polyclonal Antibodies - Antigen Affinity Purified

PRODUCT	CATALOG #	SOURCE	APPLICATIONS	Size A \$195.00	Size B \$250.00	1mg
Anti-Human AITRL	500-P244	<i>Rabbit</i>	I, E, WB	50µg	100µg	\$1,700
Biot. Anti-Human AITRL	500-P244Bt	<i>Rabbit</i>	E, WB	25µg	50µg	\$3,400

Biot. = Biotinylated

Key: I = IHC, E = ELISA, WB = Western blot, N = Neutralization

Aminopeptidase

Synonyms: none

RUO Cytokines

PRODUCT	CATALOG #	SOURCE	MW	Size A \$80	Size B \$195	1mg
Aeromonas Aminopeptidase	100-10	<i>E.coli</i>	31.4 kDa	100µg	500µg	\$250

Additional sizes available please inquire

Amphiregulin

Synonyms: AR, AREG, Colorectum cell-Derived Growth Factor (CRDGF)

RUO Cytokines

PRODUCT	CATALOG #	SOURCE	MW	Size A \$80	Size B \$195	1mg
Human Amphiregulin	100-55B	<i>E.coli</i>	11.3 kDa	10µg	50µg	\$1,500

Additional sizes available please inquire

ANG-1, ANG-2 *Angiopoietin-1, -2*

Synonyms: ANG-1: ANGPT1, KIAA0003; ANG-2: ANGPT2

RUO Cytokines

PRODUCT	CATALOG #	SOURCE	MW	Size A \$80	Size B \$195	1mg
Human ANG-1	130-06	<i>HeLa cells</i>	56.3 kDa	5µg	20µg	\$5,200
Human ANG-2	130-07	<i>CHO cells</i>	50.1 kDa	5µg	20µg	\$5,200

Additional sizes available please inquire

ANGPTL-3 *Angiopoietin-like protein 3*

Synonyms: ANG-5, ANGPT5

RUO Cytokines

PRODUCT	CATALOG #	SOURCE	MW	Size A \$80	Size B \$195	1mg
Human ANGPTL-3	130-18	<i>CHO cells</i>	52.9 kDa	10µg	50µg	\$1,500

Additional sizes available please inquire

ANGPTL-7 *Angiopoietin-like protein 7*

Synonyms: Angiopoietin-related protein 7, Cornea-derived transcript 6 protein, CDT6

RUO Cytokines

PRODUCT	CATALOG #	SOURCE	MW	Size A	Size B	1mg
				\$80	\$195	
Human ANGPTL-7	130-22	<i>Insect cells</i>	38.2 kDa	5µg	20µg	\$5,200

Additional sizes available please inquire

ApoA-1 *Apolipoprotein A-1*

Synonyms: None

RUO Cytokines

PRODUCT	CATALOG #	SOURCE	MW	Size A	Size B	1mg
				\$80	\$195	
Human ApoA-1	350-11	<i>E.coli</i>	28.2 kDa	20µg	100µg	\$1,100

Additional sizes available please inquire

ApoE2 *Apolipoprotein E2*

Synonyms: None

RUO Cytokines

PRODUCT	CATALOG #	SOURCE	MW	Size A	Size B	1mg
				\$80	\$195	
Human ApoE2	350-12	<i>E.coli</i>	34.3 kDa	100µg	500µg	\$350

Additional sizes available please inquire

ApoE3 *Apolipoprotein E3*

Synonyms: None

RUO Cytokines

PRODUCT	CATALOG #	SOURCE	MW	Size A	Size B	1mg
				\$80	\$195	
Human ApoE3	350-02	<i>E.coli</i>	34.4 kDa	100µg	500µg	\$350

Additional sizes available please inquire

Polyclonal Antibodies - Antigen Affinity Purified

PRODUCT	CATALOG #	SOURCE	APPLICATIONS	Size A	Size B	1mg
				\$195	\$250	
Anti-Human ApoE3	500-P238	<i>Rabbit</i>	E, WB	50µg	100µg	\$1,700
Biot. Anti-Human ApoE3	500-P238Bt	<i>Rabbit</i>	E, WB	25µg	50µg	\$3,400

Biot. = Biotinylated

Key: I = IHC, E = ELISA, WB = Western blot, N = Neutralization

ApoE4 *Apolipoprotein E4*

Synonyms: None

RUO Cytokines

PRODUCT	CATALOG #	SOURCE	MW	Size A	Size B	1mg
				\$80.00	\$195.00	
Human ApoE4	350-04	<i>E.coli</i>	34.4 kDa	100µg	500µg	\$350

Additional sizes available please inquire

Apo-SAA, Apo-SAA1

Synonyms: None

RUO Cytokines

PRODUCT	CATALOG #	SOURCE	MW	Size A	Size B	1mg
				\$80	\$195	
Human Apo-SAA	300-13	<i>E.coli</i>	11.7 kDa	10µg	50µg	\$800
Human Apo-SAA1	300-53	<i>E.coli</i>	11.7 kDa	10µg	50µg	\$1,400

Additional sizes available please inquire

APRIL *A Proliferation-Inducing Ligand*

Synonyms: TNFSF13, TRDL-1, TALL-2, CD256

RUO Cytokines

PRODUCT	CATALOG #	SOURCE	MW	Size A	Size B	1mg
				\$80	\$195	
Human APRIL	310-10C	<i>Insect cells</i>	16.3 kDa	2µg	10µg	N/A
Murine APRIL	315-13	<i>E.coli</i>	21.9 kDa	5µg	20µg	\$3,000

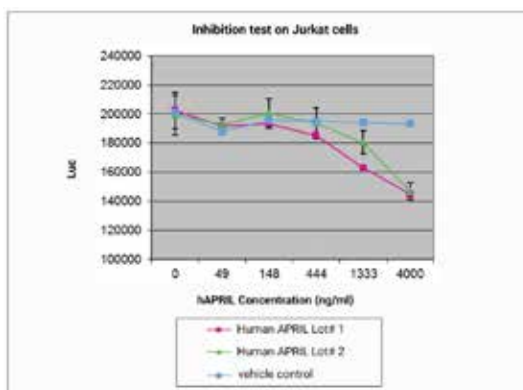
Additional sizes available please inquire

Polyclonal Antibodies - Antigen Affinity Purified

PRODUCT	CATALOG #	SOURCE	APPLICATIONS	Size A	Size B	1mg
				\$195	\$250	
Anti-Human APRIL	500-P192	<i>Rabbit</i>	I, E, WB	50µg	100µg	\$1,700
Biot. Anti-Human APRIL	500-P192Bt	<i>Rabbit</i>	E, WB	25µg	50µg	\$3,400

Biot. = Biotinylated

Key: I = IHC, E = ELISA, WB = Western blot, N = Neutralization



Arg-C

Synonyms: None

RUO Cytokines

PRODUCT	CATALOG #	SOURCE	MW	Size A	Size B	1mg
				\$80	\$195	
Lysobacter Enzymogenes Arg-C	450-54	<i>Insect cells</i>	26.8 kDa	5µg	20µg	\$3,000

Additional sizes available please inquire

Arginine Deiminase

Synonyms: ADI

RUO Cytokines

PRODUCT	CATALOG #	SOURCE	MW	Size A	Size B	1mg
				\$80	\$195	
Mycoplasma Arginine Deiminase	150-12	<i>E.coli</i>	46.3 kDa	5µg	20µg	\$3,000

Additional sizes available please inquire

Artemin

Synonyms: ART, ARTN, Enovin, Neublabin

RUO Cytokines

PRODUCT	CATALOG #	SOURCE	MW	Size A \$80	Size B \$195	1mg
Human Artemin	450-17	<i>E.coli</i>	24.2 kDa	5µg	20µg	\$3,000

Additional sizes available please inquire

Animal-Free Cytokines

PRODUCT	CATALOG #	SOURCE	MW	Size A \$95	Size B \$215	1mg
Human Artemin	AF-450-17	<i>E.coli</i>	24.2 kDa	5µg	20µg	\$3,300

Additional sizes available please inquire

Polyclonal Antibodies - Antigen Affinity Purified

PRODUCT	CATALOG #	SOURCE	APPLICATIONS	Size A \$195	Size B \$250	1mg
Anti-Human Artemin	500-P245	<i>Rabbit</i>	E, WB	50µg	100µg	\$1,700
Biot. Anti-Human Artemin	500-P245Bt	<i>Rabbit</i>	E, WB	25µg	50µg	\$3,400

Biot. = Biotinylated

Key: I = IHC, E = ELISA, WB = Western blot, N = Neutralization

4-1BB Ligand

Synonyms: TNFSF9, CD137L

RUO Cytokines

PRODUCT	CATALOG #	SOURCE	MW	Size A \$80	Size B \$195	1mg
Human 4-1BB Ligand	310-11	<i>E.coli</i>	19.5 kDa	5µg	20µg	\$3,000

Additional sizes available please inquire

Polyclonal Antibodies - Antigen Affinity Purified

PRODUCT	CATALOG #	SOURCE	APPLICATIONS	Size A \$195	Size B \$250	1mg
Anti-Human 4-1BB Ligand	500-P169	<i>Rabbit</i>	I, E, WB	50µg	100µg	\$1,700
Biot. Anti-Human 4-1BB Ligand	500-P169Bt	<i>Rabbit</i>	E, WB	25µg	50µg	\$3,400

Biot. = Biotinylated

Key: I = IHC, E = ELISA, WB = Western blot, N = Neutralization

4-1BB Receptor

Synonyms: TNFRSF9, CD137, T-cell antigen ILA, CDw137

RUO Cytokines

PRODUCT	CATALOG #	SOURCE	MW	Size A \$80	Size B \$195	1mg
Human 4-1BB Receptor	310-15	<i>E.coli</i>	17.7 kDa	5µg	20µg	\$3,000

Additional sizes available please inquire

Polyclonal Antibodies - Antigen Affinity Purified

PRODUCT	CATALOG #	SOURCE	APPLICATIONS	Size A \$195	Size B \$250	1mg
Anti-Human 4-1BB Receptor	500-P167G	<i>Goat</i>	E, WB	50µg	100µg	\$1,700
Biot. Anti-Human 4-1BB Receptor	500-P167GBt	<i>Goat</i>	E, WB	25µg	50µg	\$3,400

Biot. = Biotinylated

Key: I = IHC, E = ELISA, WB = Western blot, N = Neutralization

Standard ELISA Development Kits

Each kit contains: capture antibody, detection antibody, calibrated standard, and HRP conjugate, sufficient to assay the target cytokine in at least 1000 ELISA plate wells.

Human 4-1BB Receptor	ABTS CATALOG # 900-K208	PRICE: \$320
----------------------	-------------------------	--------------

B7-1 Fc

Synonyms: B7, BB1, CD80

RUO Cytokines

PRODUCT	CATALOG #	SOURCE	MW	Size A	Size B	1mg
				\$80	\$195	
Human B7-1 Fc	310-32	<i>CHO cells</i>	50.0 kDa	20µg	100µg	\$1,100

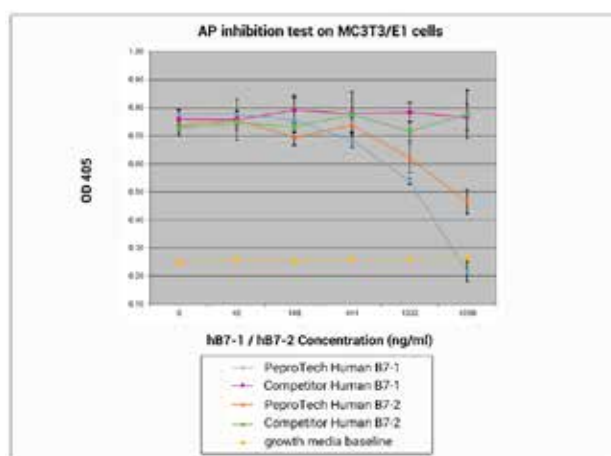
Additional sizes available please inquire

Polyclonal Antibodies - Antigen Affinity Purified

PRODUCT	CATALOG #	SOURCE	APPLICATIONS	Size A	Size B	1mg
				\$195	\$250	
Anti-Murine B7-1	500-P128	<i>Rabbit</i>	E, WB	50µg	100µg	\$1,700
Biot. Anti-Murine B7-1	500-P128Bt	<i>Rabbit</i>	E, WB	25µg	50µg	\$3,400

Biot. = Biotinylated

Key: I = IHC, E = ELISA, WB = Western blot, N = Neutralization



B7-2 Fc

Synonyms: B70, CD86, ETC1

RUO Cytokines

PRODUCT	CATALOG #	SOURCE	MW	Size A	Size B	1mg
				\$80	\$195	
Human B7-2 Fc	310-33	<i>CHO cells</i>	51.2 kDa	20µg	100µg	\$1,100

Additional sizes available please inquire

B7-H2 Fc

Synonyms: Inducible Costimulator-Ligand (ICOSL), B7 homolog 2, B7-like protein Gl50, B7-related protein 1 (B7RP-1) CD275

RUO Cytokines

PRODUCT	CATALOG #	SOURCE	MW	Size A	Size B	1mg
				\$80	\$195	
Human B7-H2 Fc	310-37	<i>CHO cells</i>	104.9 kDa	20µg	100µg	\$1,100

Additional sizes available please inquire

BAFF *B-cell Activating Factor belonging to the TNF Family*

Synonyms: TNFSF13B, TNFSF20, TALL-1, BLyS, THANK, ZTNF4, CD257

RUO Cytokines

PRODUCT	CATALOG #	SOURCE	MW	Size A	Size B	1mg
				\$80	\$195	
Human BAFF	310-13	<i>E.coli</i>	17.0 kDa	5µg	20µg	\$5,200

Additional sizes available please inquire

Animal-Free Cytokines

PRODUCT	CATALOG #	SOURCE	MW	Size A	Size B	1mg
				\$95	\$215	
Human BAFF	AF-310-13	<i>E.coli</i>	17.0 kDa	5µg	20µg	\$5,700

Additional sizes available please inquire

Polyclonal Antibodies - Antigen Affinity Purified

PRODUCT	CATALOG #	SOURCE	APPLICATIONS	Size A	Size B	1mg
				\$195	\$250	
Anti-Human BAFF	500-P163G	<i>Goat</i>	E, WB	50µg	100µg	\$1,700
Biot. Anti-Human BAFF	500-P163GBt	<i>Goat</i>	E, WB	25µg	50µg	\$3,400

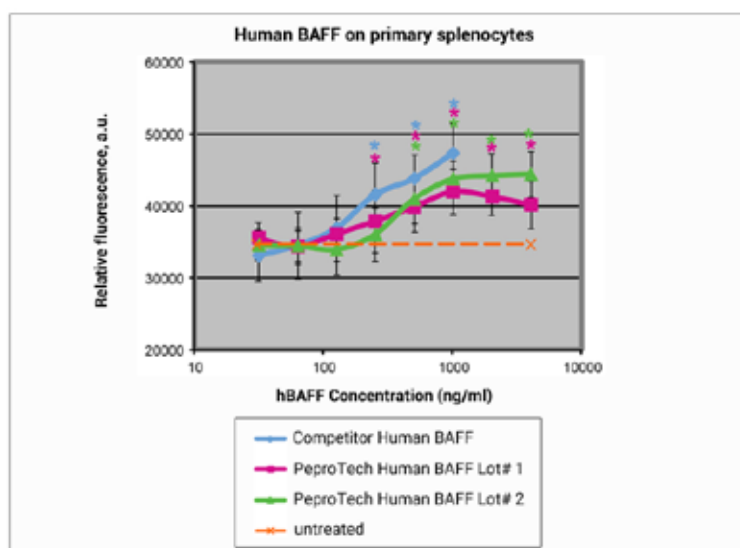
Biot. = Biotinylated

Key: I = IHC, E = ELISA, WB = Western blot, N = Neutralization

Monoclonal Antibodies

PRODUCT	CATALOG #	SOURCE	APPLICATIONS	Size	PRICE
Anti-Human BAFF	500-M64	<i>Mouse</i>	E, WB	500µg	\$150

Key: I = IHC, E = ELISA, WB = Western blot, N = Neutralization



BAFF Receptor *B-cell Activating Factor belonging to the TNF Receptor Family*

Synonyms: BAFFR, TNFRSF13C, BLyS Receptor 3, CD268

RUO Cytokines

PRODUCT	CATALOG #	SOURCE	MW	Size A	Size B	1mg
				\$80	\$195	
Human BAFF Receptor	310-13R	<i>E.coli</i>	7.7 kDa	10µg	50µg	\$1,500

Additional sizes available please inquire

BCA-1/BLC (CXCL13) *B-cell Attracting Chemokine-1*

Synonyms: BLR1 Ligand

RUO Cytokines

PRODUCT	CATALOG #	SOURCE	MW	Size A	Size B	1mg
				\$80	\$195	
Human BCA-1 (CXCL13)	300-47	<i>E.coli</i>	10.3 kDa	5µg	20µg	\$3,000
Murine BCA-1/BLC (CXCL13)	250-24	<i>E.coli</i>	9.8 kDa	5µg	20µg	\$3,000

Additional sizes available please inquire

Polyclonal Antibodies - Antigen Affinity Purified

PRODUCT	CATALOG #	SOURCE	APPLICATIONS	Size A	Size B	1mg
				\$195	\$250	
Anti-Human BCA-1 (CXCL13)	500-P141	<i>Rabbit</i>	E, WB	50µg	100µg	\$1,700
Biot. Anti-Human BCA-1 (CXCL13)	500-P141Bt	<i>Rabbit</i>	E, WB	25µg	50µg	\$3,400

Biot. = Biotinylated

Key: I = IHC, E = ELISA, WB = Western blot, N = Neutralization

BCMA *B-Cell Maturation Antigen*

Synonyms: TNFRSF17, BCM, CD269

RUO Cytokines

PRODUCT	CATALOG #	SOURCE	MW	Size A	Size B	1mg
				\$80	\$195	
Human BCMA	310-16	<i>E.coli</i>	5.3 kDa	5µg	20µg	\$5,200

Additional sizes available please inquire

B

BD-1,-2,-3,-4,-5 *β-Defensins 1-5*

Synonyms: BD-1: DEFB1, HBD1

BD-2: DEFB2, DEFB4A, Skin-Antimicrobial Peptide 1, SAP1

BD-3: DEFB3, DEFB103A

BD-4: Beta-Defensin 104, DEFB4

BD-5: BD5, DEFB105a, DEFB5

RUO Cytokines

PRODUCT	CATALOG #	SOURCE	MW	Size A	Size B	1mg
				\$80	\$195	
Human BD-1 (36 a.a.)	300-51	<i>E.coli</i>	3.9 kDa	5µg	20µg	\$3,000
Human BD-1 (47 a.a.)	300-51A	<i>E.coli</i>	5.0 kDa	5µg	20µg	\$3,000
Human BD-2	300-49	<i>E.coli</i>	4.3 kDa	5µg	20µg	\$3,000
Murine BD-2	250-40	<i>E.coli</i>	5.5 kDa	5µg	20µg	\$3,000
Human BD-3	300-52	<i>E.coli</i>	5.1 kDa	5µg	20µg	\$3,000
Human BD-4	300-65	<i>E.coli</i>	6.0 kDa	5µg	20µg	\$3,000
Human BD-5	300-68	<i>E.coli</i>	5.8 kDa	5µg	20µg	\$3,000

Additional sizes available please inquire

Animal-Free Cytokines

PRODUCT	CATALOG #	SOURCE	MW	Size A	Size B	1mg
				\$95	\$215	
Human BD-5	AF-300-68	<i>E.coli</i>	5.8 kDa	5µg	20µg	\$3,300

Additional sizes available please inquire

BD-1, -2, -3, -4, -5 continued on next page...

BD-1,-2,-3,-4,-5 *continued...*

Polyclonal Antibodies - Antigen Affinity Purified				Size A	Size B	
PRODUCT	CATALOG #	SOURCE	APPLICATIONS	\$195	\$250	1mg
Anti-Human BD-1	500-P253	<i>Rabbit</i>	I, E, WB	50µg	100µg	\$1,700
Biot. Anti-Human BD-1	500-P253Bt	<i>Rabbit</i>	E, WB	25µg	50µg	\$3,400
Anti-Human BD-2	500-P161G	<i>Goat</i>	E, WB, N	50µg	100µg	\$1,700
Biot. Anti-Human BD-2	500-P161GBt	<i>Goat</i>	E, WB	25µg	50µg	\$3,400
Anti-Human BD-3	500-P241	<i>Rabbit</i>	E, WB	50µg	100µg	\$1,700
Biot. Anti-Human BD-3	500-P241Bt	<i>Rabbit</i>	E, WB	25µg	50µg	\$3,400
Anti-Human BD-4	500-P268	<i>Rabbit</i>	E, WB	50µg	100µg	\$1,700
Biot. Anti-Human BD-4	500-P268Bt	<i>Rabbit</i>	E, WB	25µg	50µg	\$3,400
Anti-Human BD-5	500-P323	<i>Rabbit</i>	E, WB	50µg	100µg	\$1,700
Biot. Anti-Human BD-5	500-P323Bt	<i>Rabbit</i>	E, WB	25µg	50µg	\$3,400

Biot. = Biotinylated

Key: I = IHC, E = ELISA, WB = Western blot, N = Neutralization

Standard ELISA Development Kits

Each kit contains: capture antibody, detection antibody, calibrated standard, and HRP conjugate, sufficient to assay the target cytokine in at least 1000 ELISA plate wells.

Human BD-1	ABTS CATALOG #	900-K202	PRICE: \$320
Human BD-2	ABTS CATALOG #	900-K172	PRICE: \$320
Human BD-2	TMB CATALOG #	900-T172	PRICE: \$320
Human BD-3	ABTS CATALOG #	900-K210	PRICE: \$320
Human BD-4	ABTS CATALOG #	900-K435	PRICE: \$320

Mini ELISA Development Kits

Each kit contains: capture antibody, detection antibody, calibrated standard, and HRP conjugate, sufficient to assay the target cytokine in at least 200 ELISA plate wells.

Human BD-1	ABTS CATALOG #	900-M202	PRICE: \$100
Human BD-2	ABTS CATALOG #	900-M172	PRICE: \$100
Human BD-2	TMB CATALOG #	900-TM172	PRICE: \$100
Human BD-3	ABTS CATALOG #	900-M210	PRICE: \$100
Human BD-4	ABTS CATALOG #	900-M435	PRICE: \$100

BDNF *Brain-Derived Neurotrophic Factor*

Synonyms: Abrineurin

RUO Cytokines

PRODUCT	CATALOG #	SOURCE	MW	Size A \$80	Size B \$195	1mg
Human/Murine/Rat BDNF	450-02	<i>E.coli</i>	27.0 kDa	2µg	10µg	\$5,200

Additional sizes available please inquire

Animal-Free Cytokines

PRODUCT	CATALOG #	SOURCE	MW	Size A \$95	Size B \$215	1mg
Human/Murine/Rat BDNF	AF-450-02	<i>E.coli</i>	27.0 kDa	2µg	10µg	\$5,700

Additional sizes available please inquire

Polyclonal Antibodies - Antigen Affinity Purified

PRODUCT	CATALOG #	SOURCE	APPLICATIONS	Size A \$195	Size B \$250	1mg
Anti-Human/Murine/Rat BDNF	500-P84	<i>Rabbit</i>	I, E, WB, N	50µg	100µg	\$1,700
Biot. Anti-H/M/R BDNF	500-P84Bt	<i>Rabbit</i>	E, WB	25µg	50µg	\$3,400

Biot. = Biotinylated

Key: I = IHC, E = ELISA, WB = Western blot, N = Neutralization

Betacellulin

Synonyms: BTC

RUO Cytokines

PRODUCT	CATALOG #	SOURCE	MW	Size A	Size B	1mg
				\$80	\$195	
Human Betacellulin	100-50	<i>E.coli</i>	9.0 kDa	5µg	20µg	\$3,000
Murine Betacellulin	315-21	<i>E.coli</i>	9.0 kDa	5µg	20µg	\$3,000

Additional sizes available please inquire

Polyclonal Antibodies - Antigen Affinity Purified

PRODUCT	CATALOG #	SOURCE	APPLICATIONS	Size A	Size B	1mg
				\$195	\$250	
Anti-Human Betacellulin	500-P254	<i>Rabbit</i>	I, E, WB, N	50µg	100µg	\$1,700
Biot. Anti-Human Betacellulin	500-P254Bt	<i>Rabbit</i>	E, WB	25µg	50µg	\$3,400

Biot. = Biotinylated

Key: I = IHC, E = ELISA, WB = Western blot, N = Neutralization

Standard ELISA Development Kits

Each kit contains: capture antibody, detection antibody, calibrated standard, and HRP conjugate, sufficient to assay the target cytokine in at least 1000 ELISA plate wells.

Human Betacellulin	ABTS CATALOG # 900-K372	PRICE: \$320
--------------------	--------------------------------	---------------------

BMP-2 *Bone Morphogenetic Protein-2*

Synonyms: BMP-2A

RUO Cytokines

PRODUCT	CATALOG #	SOURCE	MW	Size A	Size B	1mg
				\$80	\$195	
Human/Murine/Rat BMP-2	120-02	<i>E.coli</i>	26.0 kDa	2µg	10µg	\$3,900
Human/Murine/Rat BMP-2	120-02C	<i>CHO cells</i>	26.0 kDa	2µg	10µg	\$5,200

Additional sizes available please inquire

Animal-Free Cytokines

PRODUCT	CATALOG #	SOURCE	MW	Size A	Size B	1mg
				\$95	\$215	
Human/Murine/Rat BMP-2	AF-120-02	<i>E.coli</i>	26.0 kDa	2µg	10µg	\$4,300

Additional sizes available please inquire

Polyclonal Antibodies - Antigen Affinity Purified

PRODUCT	CATALOG #	SOURCE	APPLICATIONS	Size A	Size B	1mg
				\$195	\$250	
Anti-Human/Murine/Rat BMP-2	500-P195	<i>Rabbit</i>	I, E, WB, N	50µg	100µg	\$1,700
Biot. Anti-H/M/R BMP-2	500-P195Bt	<i>Rabbit</i>	E, WB	25µg	50µg	\$3,400

Biot. = Biotinylated

Key: I = IHC, E = ELISA, WB = Western blot, N = Neutralization

Standard ELISA Development Kits

Each kit contains: capture antibody, detection antibody, calibrated standard, and HRP conjugate, sufficient to assay the target cytokine in at least 1000 ELISA plate wells.

Human/Murine/Rat BMP-2	ABTS CATALOG # 900-K255	PRICE: \$320
Human/Murine/Rat BMP-2	TMB CATALOG # 900-T255	PRICE: \$320

Mini ELISA Development Kits

Each kit contains: capture antibody, detection antibody, calibrated standard, and HRP conjugate, sufficient to assay the target cytokine in at least 200 ELISA plate wells.

Human/Murine/Rat BMP-2	ABTS CATALOG # 900-M255	PRICE: \$100
Human/Murine/Rat BMP-2	TMB CATALOG # 900-TM255	PRICE: \$100

BMP-3 *Bone Morphogenetic Protein-3*

Synonyms: Osteogenin, BMP-3A

RUO Cytokines

PRODUCT	CATALOG #	SOURCE	MW	Size A	Size B	1mg
				\$80	\$195	
Human BMP-3	120-24B	<i>E.coli</i>	25.2 kDa	10µg	50µg	\$1,500

Additional sizes available please inquire

BMP-4 *Bone Morphogenetic Protein-4*

Synonyms: BMP-2B, DVR4

RUO Cytokines

PRODUCT	CATALOG #	SOURCE	MW	Size A	Size B	1mg
				\$80	\$195	
Human BMP-4	120-05	<i>HeLa cells</i>	25.6 kDa	1µg	5µg	\$7,000
Human BMP-4	120-05ET	<i>E.coli</i>	23.9 kDa	2µg	10µg	\$3,900
Murine BMP-4	315-27	<i>E.coli</i>	23.9 kDa	2µg	10µg	\$3,900

Additional sizes available please inquire

Animal-Free Cytokines

PRODUCT	CATALOG #	SOURCE	MW	Size A	Size B	1mg
				\$95	\$215	
Human BMP-4	AF-120-05ET	<i>E.coli</i>	23.9 kDa	2µg	10µg	\$4,300

Additional sizes available please inquire

Monoclonal Antibodies

PRODUCT	CATALOG #	SOURCE	APPLICATIONS	Size	PRICE
Anti-Human BMP-4	500-M121	<i>Mouse</i>	I, E, WB, N	500µg	\$150

Key: I = IHC, E = ELISA, WB = Western blot, N = Neutralization

BMP-5 *Bone Morphogenetic Protein-5*

Synonyms: None

RUO Cytokines

PRODUCT	CATALOG #	SOURCE	MW	Size A	Size B	1mg
				\$80	\$195	
Human BMP-5	120-39	<i>CHO cells</i>	31.2 kDa	2µg	10µg	\$3,900

Additional sizes available please inquire

BMP-6 *Bone Morphogenetic Protein-6*

Synonyms: VGR, VG-1-related protein

RUO Cytokines

PRODUCT	CATALOG #	SOURCE	MW	Size A	Size B	1mg
				\$80	\$195	
Human BMP-6	120-06	<i>HEK293 cells</i>	26.2 kDa	2µg	10µg	\$5,200

Additional sizes available please inquire

BMP-7 *Bone Morphogenetic Protein-7*

Synonyms: Osteogenic Protein-1 (OP-1)

RUO Cytokines

PRODUCT	CATALOG #	SOURCE	MW	Size A	Size B	1mg
				\$80	\$195	
Human BMP-7	120-03P	<i>CHO cells</i>	26.4 kDa	2µg	10µg	\$5,200

Additional sizes available please inquire

Polyclonal Antibodies - Antigen Affinity Purified

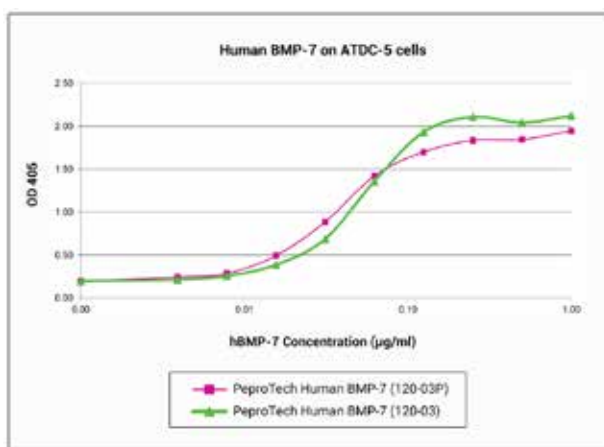
PRODUCT	CATALOG #	SOURCE	APPLICATIONS	Size A	Size B	1mg
				\$195	\$250	
Anti-Human BMP-7	500-P198	<i>Rabbit</i>	I, E, WB, N	50µg	100µg	\$1,700
Biot. Anti-Human BMP-7	500-P198Bt	<i>Rabbit</i>	E, WB	25µg	50µg	\$3,400

Biot. = Biotinylated Key: I = IHC, E = ELISA, WB = Western blot, N = Neutralization

Monoclonal Antibodies

PRODUCT	CATALOG #	SOURCE	APPLICATIONS	Size	PRICE
Anti-Human BMP-7	500-M123	<i>Mouse</i>	I, E	500µg	\$150

Key: I = IHC, E = ELISA, WB = Western blot, N = Neutralization



BMP-10 *Bone Morphogenetic Protein-10*

Synonyms: None

RUO Cytokines

PRODUCT	CATALOG #	SOURCE	MW	Size A	Size B	1mg
				\$80	\$195	
Human BMP-10	120-40	<i>HEK293 cells</i>	24.4 kDa	2µg	10µg	\$3,900

Additional sizes available please inquire

BMP-13/CDMP-2 *Bone Morphogenetic Protein-13*

Synonyms: Cartilage-Derived Morphogenetic Protein-2, GDF-6

RUO Cytokines

PRODUCT	CATALOG #	SOURCE	MW	Size A	Size B	1mg
				\$80	\$195	
Human BMP-13/CDMP-2	120-04	<i>E.coli</i>	27.0 kDa	10µg	50µg	\$1,500

Additional sizes available please inquire

BRAK (CXCL14) *Breast and Kidney-expressed chemokine*

Synonyms: bolekin, NJAC

RUO Cytokines

PRODUCT	CATALOG #	SOURCE	MW	Size A	Size B	1mg
				\$80	\$195	
Human BRAK (CXCL14)	300-50	<i>E.coli</i>	9.4 kDa	5µg	20µg	\$3,000

Additional sizes available please inquire

Polyclonal Antibodies - Antigen Affinity Purified

PRODUCT	CATALOG #	SOURCE	APPLICATIONS	Size A	Size B	1mg
				\$195	\$250	
Anti-Human BRAK (CXCL14)	500-P237	<i>Rabbit</i>	I, E, WB	50µg	100µg	\$1,700
Biot. Anti-Human BRAK (CXCL14)	500-P237Bt	<i>Rabbit</i>	E, WB	25µg	50µg	\$3,400

Biot. = Biotinylated

Key: I = IHC, E = ELISA, WB = Western blot, N = Neutralization

C1 Inhibitor

Synonyms: Plasma protease C1 inhibitor, C1inh, C1 Esterase Protein, C1-inhibiting factor, Serpin G1

RUO Cytokines

PRODUCT	CATALOG #	SOURCE	MW	Size A	Size B	1mg
				\$80	\$195	
Human C1 Inhibitor	130-20	<i>CHO cells</i>	49.4 kDa	50µg	200µg	\$800

Additional sizes available please inquire

C5a

Synonyms: Complement Component 5a, Complement 5a, CPAMD4, C3 and PZP-like alpha-2-macroglobulin domain-containing protein 4

RUO Cytokines

PRODUCT	CATALOG #	SOURCE	MW	Size A	Size B	1mg
				\$80	\$195	
Human C5a	300-70	<i>E.coli</i>	8.28 kDa	5µg	20µg	\$3,000

Additional sizes available please inquire

C10 (CCL6)

Synonyms: MRP-1

RUO Cytokines

PRODUCT	CATALOG #	SOURCE	MW	Size A	Size B	1mg
				\$80	\$195	
Murine C10 (CCL6)	250-06	<i>E.coli</i>	10.7 kDa	2µg	10µg	\$3,000

Additional sizes available please inquire

Polyclonal Antibodies - Antigen Affinity Purified

PRODUCT	CATALOG #	SOURCE	APPLICATIONS	Size A	Size B	1mg
				\$195	\$250	
Anti-Murine C10 (CCL6)	500-P112	<i>Rabbit</i>	E, WB	50µg	100µg	\$1,700
Biot. Anti-Murine C10 (CCL6)	500-P112Bt	<i>Rabbit</i>	E, WB	25µg	50µg	\$3,400

Biot. = Biotinylated

Key: I = IHC, E = ELISA, WB = Western blot, N = Neutralization

Carboxypeptidase-B

Synonyms: Cpb1

RUO Cytokines

PRODUCT	CATALOG #	SOURCE	MW	Size A	Size B	1mg
				\$80	\$195	
Rat Carboxypeptidase-B	400-00	<i>E.coli</i>	35.1 kDa	5µg	25µg	\$3,000

Additional sizes available please inquire

Cardiotrophin-1

Synonyms: CT-1

RUO Cytokines

PRODUCT	CATALOG #	SOURCE	MW	Size A	Size B	1mg
				\$80	\$195	
Human Cardiotrophin-1	300-32	<i>E.coli</i>	21.1 kDa	2µg	10µg	\$5,200
Murine Cardiotrophin-1	250-25	<i>E.coli</i>	21.3 kDa	2µg	10µg	\$5,200

Additional sizes available please inquire

Polyclonal Antibodies - Antigen Affinity Purified

PRODUCT	CATALOG #	SOURCE	APPLICATIONS	Size A	Size B	1mg
				\$195	\$250	
Anti-Human Cardiotrophin-1	500-P101	<i>Rabbit</i>	I, E, WB, N	50µg	100µg	\$1,700
Biot. Anti-Human Cardiotrophin-1	500-P101Bt	<i>Rabbit</i>	E, WB	25µg	50µg	\$3,400

Biot. = Biotinylated

Key: I = IHC, E = ELISA, WB = Western blot, N = Neutralization

sCD4 soluble CD4

Synonyms: Cluster determinant 4, T-cell surface glycoprotein CD4, Interleukin IL-16 receptor, T-cell surface antigen T4/Leu-3, Leu-3(a,b), OKT4(a-f), L3T4 (mouse)

RUO Cytokines

PRODUCT	CATALOG #	SOURCE	MW	Size A	Size B	1mg
				\$80	\$195	
Human sCD4	110-11	<i>CHO cells</i>	41.3 kDa	10µg	50µg	\$1,800

Additional sizes available please inquire

sCD14 soluble CD14

Synonyms: Monocyte differentiation antigen CD14

RUO Cytokines

PRODUCT	CATALOG #	SOURCE	MW	Size A	Size B	1mg
				\$80	\$195	
Human sCD14	110-01	<i>HEK293 cells</i>	35.6 kDa	10µg	50µg	\$1,500

Additional sizes available please inquire

sCD22 *soluble CD22*

Synonyms: Leu-14, B-Lymphocyte cell adhesion molecule, BL-CAM, Siglec-2

RUO Cytokines

PRODUCT	CATALOG #	SOURCE	MW	Size A	Size B	1mg
				\$80	\$195	
Human sCD22	100-01	CHO cells	75.0 kDa	5µg	20µg	\$4,800

Additional sizes available please inquire

Polyclonal Antibodies - Antigen Affinity Purified

PRODUCT	CATALOG #	SOURCE	APPLICATIONS	Size A	Size B	1mg
				\$195	\$250	
Anti-Human sCD22	500-P227	Rabbit	E, WB	50µg	100µg	\$1,700
Biot. Anti-Human sCD22	500-P227Bt	Rabbit	E, WB	25µg	50µg	\$3,400

Biot. = Biotinylated

Key: I = IHC, E = ELISA, WB = Western blot, N = Neutralization

sCD23 *soluble CD23*

Synonyms: CD23 antigen, Fc-epsilon-RII, Lymphocyte IgE receptor, BLAST-2

RUO Cytokines

PRODUCT	CATALOG #	SOURCE	MW	Size A	Size B	1mg
				\$80	\$195	
Human sCD23	310-26	E.coli	19.2 kDa	5µg	20µg	\$3,000

Additional sizes available please inquire

sCD27 Ligand *soluble CD27 Ligand*

Synonyms: TNFSF7, CD70, CD27L

RUO Cytokines

PRODUCT	CATALOG #	SOURCE	MW	Size A	Size B	1mg
				\$80	\$195	
Human sCD27 Ligand	310-30	CHO cells	18.8 kDa	10µg	50µg	\$1,500

Additional sizes available please inquire

sCD28 Fc *soluble CD28 Fc*

Synonyms: T-cell-specific surface glycoprotein CD28, TP44

RUO Cytokines

PRODUCT	CATALOG #	SOURCE	MW	Size A	Size B	1mg
				\$80	\$195	
Human sCD28 Fc	310-34	CHO cells	82.4 kDa	20µg	100µg	\$1,100

Additional sizes available please inquire

sCD30 Ligand *soluble CD30 Ligand*

Synonyms: TNFSF8, CD153, CD30L

RUO Cytokines

PRODUCT	CATALOG #	SOURCE	MW	Size A	Size B	1mg
				\$80	\$195	
Human sCD30 Ligand	450-42	CHO cells	21.3 kDa	10µg	50µg	\$1,500

Additional sizes available please inquire

sCD34 *soluble CD34*

Synonyms: Hematopoietic progenitor cell antigen CD34

RUO Cytokines

PRODUCT	CATALOG #	SOURCE	MW	Size A	Size B	1mg
				\$80	\$195	
Human sCD34	310-31	<i>CHO cells</i>	27.4 kDa	5µg	20µg	\$3,000

Additional sizes available please inquire

sCD40 Ligand *soluble CD40 Ligand*

Synonyms: TNFSF5, TRAP, CD154, Gp39, T-BAM

RUO Cytokines

PRODUCT	CATALOG #	SOURCE	MW	Size A	Size B	1mg
				\$80	\$195	
Human sCD40 Ligand	310-02	<i>E.coli</i>	16.3 kDa	10µg	50µg	\$1,500
Murine sCD40 Ligand	315-15	<i>E.coli</i>	16.4 kDa	5µg	25µg	\$3,000

Additional sizes available please inquire

Animal-Free Cytokines

PRODUCT	CATALOG #	SOURCE	MW	Size A	Size B	1mg
				\$95	\$195	
Human sCD40 Ligand	AF-310-02	<i>E.coli</i>	16.3 kDa	10µg	50µg	\$1,650

Additional sizes available please inquire

Polyclonal Antibodies - Antigen Affinity Purified

PRODUCT	CATALOG #	SOURCE	APPLICATIONS	Size A	Size B	1mg
				\$195	\$250	
Anti-Human sCD40 Ligand	500-P142G	<i>Goat</i>	I, E, WB	50µg	100µg	\$1,700
Biot. Anti-Human sCD40 Ligand	500-P142GBt	<i>Goat</i>	E, WB	25µg	50µg	\$3,400

Biot. = Biotinylated

Key: I = IHC, E = ELISA, WB = Western blot, N = Neutralization

Standard ELISA Development Kits

Each kit contains: capture antibody, detection antibody, calibrated standard, and HRP conjugate, sufficient to assay the target cytokine in at least 1000 ELISA plate wells.

Human sCD40 Ligand	ABTS CATALOG #	900-K145	PRICE: \$320
--------------------	----------------	----------	--------------

Mini ELISA Development Kits

Each kit contains: capture antibody, detection antibody, calibrated standard, and HRP conjugate, sufficient to assay the target cytokine in at least 200 ELISA plate wells.

Human sCD40 Ligand	ABTS CATALOG #	900-M145	PRICE: \$100
--------------------	----------------	----------	--------------

sCD100 *soluble CD100*

Synonyms: Semaphorin-4D, BB18, A8, GR3

RUO Cytokines

PRODUCT	CATALOG #	SOURCE	MW	Size A	Size B	1mg
				\$80.00	\$195.00	
Human sCD100	310-29	<i>CHO cells</i>	78.9 kDa	5µg	20µg	\$5,200

Additional sizes available please inquire

CDNF *Cerebral Dopamine Neurotrophic Factor*

Synonyms: ARMETL1

RUO Cytokines

PRODUCT	CATALOG #	SOURCE	MW	Size A	Size B	1mg
				\$80	\$195	
Human CDNF	450-05	<i>E.coli</i>	18.5 kDa	5µg	25µg	\$3,000

Additional sizes available please inquire

Chemerin

Synonyms: Tazarotene-Induced Gene 2 (TIG2), RARRES2

RUO Cytokines

PRODUCT	CATALOG #	SOURCE	MW	Size A	Size B	1mg
				\$80	\$195	
Human Chemerin	300-66	<i>E.coli</i>	15.6 kDa	5µg	25µg	\$3,000

Additional sizes available please inquire

CNTF *Ciliary Neurotrophic Factor*

Synonyms: none

RUO Cytokines

PRODUCT	CATALOG #	SOURCE	MW	Size A	Size B	1mg
				\$80	\$195	
Human CNTF	450-13	<i>E.coli</i>	22.8 kDa	5µg	20µg	\$3,000
Rat CNTF	450-50	<i>E.coli</i>	22.7 kDa	5µg	25µg	\$3,000

Additional sizes available please inquire

Animal-Free Cytokines

PRODUCT	CATALOG #	SOURCE	MW	Size A	Size B	1mg
				\$95	\$195	
Human CNTF	AF-450-13	<i>E.coli</i>	22.8 kDa	5µg	20µg	\$3,300
Rat CNTF	AF-450-50	<i>E.coli</i>	22.7 kDa	5µg	25µg	\$3,300

Additional sizes available please inquire

Polyclonal Antibodies - Antigen Affinity Purified

PRODUCT	CATALOG #	SOURCE	APPLICATIONS	Size A	Size B	1mg
				\$195	\$250	
Anti-Human CNTF	500-P140	<i>Rabbit</i>	I, E, WB, N	50µg	100µg	\$1,700
Biot. Anti-Human CNTF	500-P140Bt	<i>Rabbit</i>	E, WB	25µg	50µg	\$3,400
Anti-Rat CNTF	500-P79	<i>Rabbit</i>	I, E, WB, N	50µg	100µg	\$1,700
Biot. Anti-Rat CNTF	500-P79Bt	<i>Rabbit</i>	E, WB	25µg	50µg	\$3,400

Biot. = Biotinylated

Key: I = IHC, E = ELISA, WB = Western blot, N = Neutralization

Standard ELISA Development Kits

Each kit contains: capture antibody, detection antibody, calibrated standard, and HRP conjugate, sufficient to assay the target cytokine in at least 1000 ELISA plate wells.

Human CNTF	ABTS CATALOG #	900-K158	PRICE:	\$320
Rat CNTF	ABTS CATALOG #	900-K65	PRICE:	\$320

Mini ELISA Development Kits

Each kit contains: capture antibody, detection antibody, calibrated standard, and HRP conjugate, sufficient to assay the target cytokine in at least 200 ELISA plate wells.

Rat CNTF	ABTS CATALOG #	900-M65	PRICE:	\$100
----------	----------------	---------	--------	-------

CTACK (CCL27) *Cutaneous T-cell Attracting Chemokine*

Synonyms: ALP, Skinkine, Eskine

RUO Cytokines

PRODUCT	CATALOG #	SOURCE	MW	Size A	Size B	1mg
				\$80	\$195	
Human CTACK (CCL27)	300-54	<i>E.coli</i>	10.2 kDa	5µg	20µg	\$3,000
Murine CTACK (CCL27)	250-26	<i>E.coli</i>	10.9 kDa	5µg	20µg	\$3,000

Additional sizes available please inquire

Polyclonal Antibodies - Antigen Affinity Purified

PRODUCT	CATALOG #	SOURCE	APPLICATIONS	Size A	Size B	1mg
				\$195	\$250	
Anti-Human CTACK (CCL27)	500-P294	<i>Rabbit</i>	I, E, WB	50µg	100µg	\$1,700
Biot. Anti-Human CTACK (CCL27)	500-P294Bt	<i>Rabbit</i>	E, WB	25µg	50µg	\$3,400

Biot. = Biotinylated

Key: I = IHC, E = ELISA, WB = Western blot, N = Neutralization

Standard ELISA Development Kits

Each kit contains: capture antibody, detection antibody, calibrated standard, and HRP conjugate, sufficient to assay the target cytokine in at least 1000 ELISA plate wells.

Human CTACK (CCL27)	ABTS CATALOG # 900-K213	PRICE: \$320
---------------------	--------------------------------	---------------------

Mini ELISA Development Kits

Each kit contains: capture antibody, detection antibody, calibrated standard, and HRP conjugate, sufficient to assay the target cytokine in at least 200 ELISA plate wells.

Human CTACK (CCL27)	ABTS CATALOG # 900-M213	PRICE: \$100
---------------------	--------------------------------	---------------------

CTGF *Connective Tissue Growth Factor*

Synonyms: CCN2, Hypertrophic Chondrocyte-specific protein 24 (HCS24)

RUO Cytokines

PRODUCT	CATALOG #	SOURCE	MW	Size A	Size B	1mg
				\$80	\$195	
Human CTGF	120-19	<i>E.coli</i>	11.0 kDa	5µg	20µg	\$3,900

Additional sizes available please inquire

Polyclonal Antibodies - Antigen Affinity Purified

PRODUCT	CATALOG #	SOURCE	APPLICATIONS	Size A	Size B	1mg
				\$195	\$250	
Anti-Human CTGF	500-P252	<i>Rabbit</i>	I, E, WB, N	50µg	100µg	\$1,700
Biot. Anti-Human CTGF	500-P252Bt	<i>Rabbit</i>	E, WB	25µg	50µg	\$3,400

Biot. = Biotinylated

Key: I = IHC, E = ELISA, WB = Western blot, N = Neutralization

Standard ELISA Development Kits

Each kit contains: capture antibody, detection antibody, calibrated standard, and HRP conjugate, sufficient to assay the target cytokine in at least 1000 ELISA plate wells.

Human CTGF	ABTS CATALOG # 900-K317	PRICE: \$320
------------	--------------------------------	---------------------

Mini ELISA Development Kits

Each kit contains: capture antibody, detection antibody, calibrated standard, and HRP conjugate, sufficient to assay the target cytokine in at least 200 ELISA plate wells.

Human CTGF	ABTS CATALOG # 900-M317	PRICE: \$100
------------	--------------------------------	---------------------

CTGFL/WISP-2 *Connective Tissue Growth Factor-Like protein*

Synonyms: CCN5, CT-58

RUO Cytokines

PRODUCT	CATALOG #	SOURCE	MW	Size A	Size B	1mg
				\$80	\$195	
Human CTGFL/WISP-2	120-16	<i>E.coli</i>	24.3 kDa	5µg	20µg	\$3,900

Additional sizes available please inquire

Polyclonal Antibodies - Antigen Affinity Purified

PRODUCT	CATALOG #	SOURCE	APPLICATIONS	Size A	Size B	1mg
				\$195	\$250	
Anti-Human CTGFL/WISP-2	500-P212	<i>Rabbit</i>	I, E, WB	50µg	100µg	\$1,700
Biot. Anti-Human CTGFL/WISP-2	500-P212Bt	<i>Rabbit</i>	E, WB	25µg	50µg	\$3,400

Biot. = Biotinylated

Key: I = IHC, E = ELISA, WB = Western blot, N = Neutralization

CTLA-4 Fc

Synonyms: Cytotoxic T-lymphocyte-associated antigen 4, CD152

RUO Cytokines

PRODUCT	CATALOG #	SOURCE	MW	Size A	Size B	1mg
				\$80	\$195	
Human CTLA-4 Fc	310-05	<i>CHO cells</i>	78.7 kDa	50µg	200µg	\$800

Additional sizes available please inquire

CXCL16

Synonyms: SRPSOX

RUO Cytokines

PRODUCT	CATALOG #	SOURCE	MW	Size A	Size B	1mg
				\$80	\$195	
Human CXCL16	300-55	<i>E.coli</i>	10.1 kDa	5µg	25µg	\$3,000
Murine CXCL16	250-28	<i>E.coli</i>	9.9 kDa	5µg	25µg	\$3,000

Additional sizes available please inquire

Polyclonal Antibodies - Antigen Affinity Purified

PRODUCT	CATALOG #	SOURCE	APPLICATIONS	Size A	Size B	1mg
				\$195	\$250	
Anti-Human CXCL16	500-P200	<i>Rabbit</i>	I, E, WB	50µg	100µg	\$1,700
Biot. Anti-Human CXCL16	500-P200Bt	<i>Rabbit</i>	E, WB	25µg	50µg	\$3,400
Anti-Murine CXCL16	500-P201G	<i>Goat</i>	E, WB	50µg	100µg	\$1,700
Biot. Anti-Murine CXCL16	500-P201GBt	<i>Goat</i>	E, WB	25µg	50µg	\$3,400

Biot. = Biotinylated

Key: I = IHC, E = ELISA, WB = Western blot, N = Neutralization

Standard ELISA Development Kits

Each kit contains: capture antibody, detection antibody, calibrated standard, and HRP conjugate, sufficient to assay the target cytokine in at least 1000 ELISA plate wells.

Human CXCL16	ABTS CATALOG # 900-K230	PRICE: \$320
--------------	-------------------------	--------------

Mini ELISA Development Kits

Each kit contains: capture antibody, detection antibody, calibrated standard, and HRP conjugate, sufficient to assay the target cytokine in at least 200 ELISA plate wells.

Human CXCL16	ABTS CATALOG # 900-M230	PRICE: \$100
--------------	-------------------------	--------------

CYR61

Synonyms: CCN1, GIGI protein, Cysteine-rich 61

RUO Cytokines

PRODUCT	CATALOG #	SOURCE	MW	Size A	Size B	1mg
				\$80	\$195	
Human CYR61	120-25	<i>E.coli</i>	39.4 kDa	5µg	20µg	\$3,900

Additional sizes available please inquire

DKK-1, -2 and -3 *Dickkopf-related proteins 1-3***Synonyms:** DKK-1: Dickkopf-1, SK; DKK-2: Dickkopf-2; DKK-3: Dickkopf-3, REIC

RUO Cytokines

PRODUCT	CATALOG #	SOURCE	MW	Size A	Size B	1mg
				\$80	\$195	
Human DKK-1	120-30	<i>HEK293 cells</i>	25.8 kDa	2µg	10µg	\$5,200
Human DKK-2	120-45	<i>CHO cells</i>	25.8 kDa	2µg	10µg	\$5,200
Human DKK-3	120-46	<i>CHO cells</i>	36.3 kDa	2µg	10µg	\$5,200

Additional sizes available please inquire

sDLL-1 *soluble DLL-1***Synonyms:** Delta-like protein-1, Delta-1

RUO Cytokines

PRODUCT	CATALOG #	SOURCE	MW	Size A	Size B	1mg
				\$80	\$195	
Human sDLL-1	140-08	<i>HEK293 cells</i>	56.3 kDa	5µg	25µg	\$3,000

Additional sizes available please inquire

sDLL-4 *soluble DLL-4***Synonyms:** Delta-like protein-4, Drosophila Delta homolog 4

RUO Cytokines

PRODUCT	CATALOG #	SOURCE	MW	Size A	Size B	1mg
				\$80	\$195	
Human sDLL-4	140-07	<i>HEK293 cells</i>	54.3 kDa	5µg	25µg	\$3,000

Additional sizes available please inquire

Polyclonal Antibodies - Antigen Affinity Purified

PRODUCT	CATALOG #	SOURCE	APPLICATIONS	Size A	Size B	1mg
				\$195	\$250	
Anti-Human sDLL-4	500-P279	<i>Rabbit</i>	E, WB	50µg	100µg	\$1,700
Biot. Anti-Human sDLL-4	500-P279Bt	<i>Rabbit</i>	E, WB	25µg	50µg	\$3,400

Biot. = Biotinylated

Key: I = IHC, E = ELISA, WB = Western blot, N = Neutralization

C-D

EGF *Epidermal Growth Factor*

Synonyms: Urogastrone, URG

RUO Cytokines

PRODUCT	CATALOG #	SOURCE	MW	Size A	Size B	1mg
				\$80	\$195	
Murine EGF	315-09	<i>E.coli</i>	6.0 kDa	100µg	500µg	\$250
Rat EGF	400-25	<i>E.coli</i>	6.2 kDa	20µg	100µg	\$1,100

Additional sizes available please inquire

PeproGMP® Cytokines

PRODUCT	CATALOG #	SOURCE	MW	Size	Price
PeproGMP® Human EGF	GMP100-15-100µg	<i>E.coli</i>	6.2 kDa	100µg	\$450
PeproGMP® Human EGF	GMP100-15-500µg	<i>E.coli</i>	6.2 kDa	500µg	\$1,000

Animal-Free Cytokines

PRODUCT	CATALOG #	SOURCE	MW	Size A	Size B	1mg
				\$95	\$215	
Human EGF	AF-100-15	<i>E.coli</i>	6.2 kDa	100µg/\$80	500µg/\$195	\$250
Murine EGF	AF-315-09	<i>E.coli</i>	6.0 kDa	100µg	500µg	\$275
Rat EGF	AF-400-25	<i>E.coli</i>	6.2 kDa	20µg	100µg	\$1,200

Additional sizes available please inquire

Polyclonal Antibodies - Antigen Affinity Purified

PRODUCT	CATALOG #	SOURCE	APPLICATIONS	Size A	Size B	1mg
				\$195	\$250	
Anti-Human EGF	500-P45	<i>Rabbit</i>	I, E, WB, N	50µg	100µg	\$1,700
Biot. Anti-Human EGF	500-P45Bt	<i>Rabbit</i>	E, WB	25µg	50µg	\$3,400
Anti-Murine EGF	500-P174G	<i>Goat</i>	E, WB, N	50µg	100µg	\$1,700
Biot. Anti-Murine EGF	500-P174GBt	<i>Goat</i>	E, WB	25µg	50µg	\$3,400
Anti-Rat EGF	500-P277	<i>Rabbit</i>	I, E, WB, N	50µg	100µg	\$1,700
Biot. Anti-Rat EGF	500-P277Bt	<i>Rabbit</i>	E, WB	25µg	50µg	\$3,400

Biot. = Biotinylated

Key: I = IHC, E = ELISA, WB = Western blot, N = Neutralization

Standard ELISA Development Kits

Each kit contains: capture antibody, detection antibody, calibrated standard, and HRP conjugate, sufficient to assay the target cytokine in at least 1000 ELISA plate wells.

Human EGF	ABTS CATALOG #	900-K05	PRICE: \$320
Murine EGF	ABTS CATALOG #	900-K179	PRICE: \$320
Rat EGF	ABTS CATALOG #	900-K390	PRICE: \$320

Mini ELISA Development Kits

Each kit contains: capture antibody, detection antibody, calibrated standard, and HRP conjugate, sufficient to assay the target cytokine in at least 200 ELISA plate wells.

Human EGF	ABTS CATALOG #	900-M05	PRICE: \$100
Rat EGF	ABTS CATALOG #	900-M390	PRICE: \$100

EGF Receptor (EGFR) *Epidermal Growth Factor Receptor*

Synonyms: ErbB1

RUO Cytokines

PRODUCT	CATALOG #	SOURCE	MW	Size A	Size B	1mg
				\$80	\$195	
Human EGF Receptor (EGFR)	100-15R	<i>CHO cells</i>	68.6 kDa	2µg	10µg	\$3,900

Additional sizes available please inquire

Polyclonal Antibodies - Antigen Affinity Purified

PRODUCT	CATALOG #	SOURCE	APPLICATIONS	Size A	Size B	1mg
				\$195	\$250	
Anti-Human EGF Receptor (EGFR)	500-P306	<i>Rabbit</i>	E, WB	50µg	100µg	\$1,700
Biot. Anti-Human EGF Receptor (EGFR)	500-P306Bt	<i>Rabbit</i>	E, WB	25µg	50µg	\$3,400

Biot. = Biotinylated Key: I = IHC, E = ELISA, WB = Western blot, N = Neutralization

EGF-L7 *Epidermal Growth Factor-Like protein 7*

Synonyms: MEGF7, Multiple EGF-like domains protein 7, NOTCH4-like protein, VE-statin, Zneu1

RUO Cytokines

PRODUCT	CATALOG #	SOURCE	MW	Size A	Size B	1mg
				\$80	\$195	
Human EGF-L7	100-61	<i>E.coli</i>	27.4 kDa	2µg	10µg	\$3,000

Additional sizes available please inquire

EG-VEGF *Endocrine Gland-derived Vascular Endothelial Growth Factor*

Synonyms: Prokineticin 1, PROK1

RUO Cytokines

PRODUCT	CATALOG #	SOURCE	MW	Size A	Size B	1mg
				\$80	\$195	
Human EG-VEGF	100-44	<i>E.coli</i>	9.6 kDa	5µg	20µg	\$3,000
Murine EG-VEGF	315-29	<i>E.coli</i>	9.6 kDa	5µg	20µg	\$3,000

Additional sizes available please inquire

Polyclonal Antibodies - Antigen Affinity Purified

PRODUCT	CATALOG #	SOURCE	APPLICATIONS	Size A	Size B	1mg
				\$195	\$250	
Anti-Human EG-VEGF	500-P188G	<i>Goat</i>	E, WB	50µg	100µg	\$1,700
Biot. Anti-Human EG-VEGF	500-P188GBt	<i>Goat</i>	E, WB	25µg	50µg	\$3,400

Biot. = Biotinylated Key: I = IHC, E = ELISA, WB = Western blot, N = Neutralization

Standard ELISA Development Kits

Each kit contains: capture antibody, detection antibody, calibrated standard, and HRP conjugate, sufficient to assay the target cytokine in at least 1000 ELISA plate wells.

Human EG-VEGF	ABTS CATALOG #	900-K244	PRICE: \$320
---------------	----------------	----------	--------------

EMAP-II

Polyclonal Antibodies - Antigen Affinity Purified

PRODUCT	CATALOG #	SOURCE	APPLICATIONS	Size A	Size B	1mg
				\$195	\$250	
Anti-Human EMAP-II	500-P172G	<i>Goat</i>	E, WB	50µg	100µg	\$1,700
Biot. Anti-Human EMAP-II	500-P172GBt	<i>Goat</i>	E, WB	25µg	50µg	\$3,400

Biot. = Biotinylated Key: I = IHC, E = ELISA, WB = Western blot, N = Neutralization

ENA-78 (CXCL5) *Epithelial Neutrophil Activating Peptide-78*

Synonyms: None

RUO Cytokines

PRODUCT	CATALOG #	SOURCE	MW	Size A	Size B	1mg
				\$80	\$195	
Human ENA-78 (CXCL5) (5-78 a.a.)	300-22	<i>E.coli</i>	8.0 kDa	5µg	20µg	\$3,000
Human ENA-78 (CXCL5) (8-78 a.a.)	300-22B	<i>E.coli</i>	7.8 kDa	5µg	20µg	\$3,000

Additional sizes available please inquire

Polyclonal Antibodies - Antigen Affinity Purified

PRODUCT	CATALOG #	SOURCE	APPLICATIONS	Size A	Size B	1mg
				\$195	\$250	
Anti-Human ENA-78 (CXCL5)	500-P91	<i>Rabbit</i>	I, E, WB	50µg	100µg	\$1,700
Biot. Anti-Human ENA-78 (CXCL5)	500-P91Bt	<i>Rabbit</i>	E, WB	25µg	50µg	\$3,400

Biot. = Biotinylated

Key: I = IHC, E = ELISA, WB = Western blot, N = Neutralization

Endostatin

Synonyms: COL18A1

RUO Cytokines

PRODUCT	CATALOG #	SOURCE	MW	Size A	Size B	1mg
				\$80	\$195	
Human Endostatin	150-01	<i>E.coli</i>	20.2 kDa	20µg	100µg	\$1,100

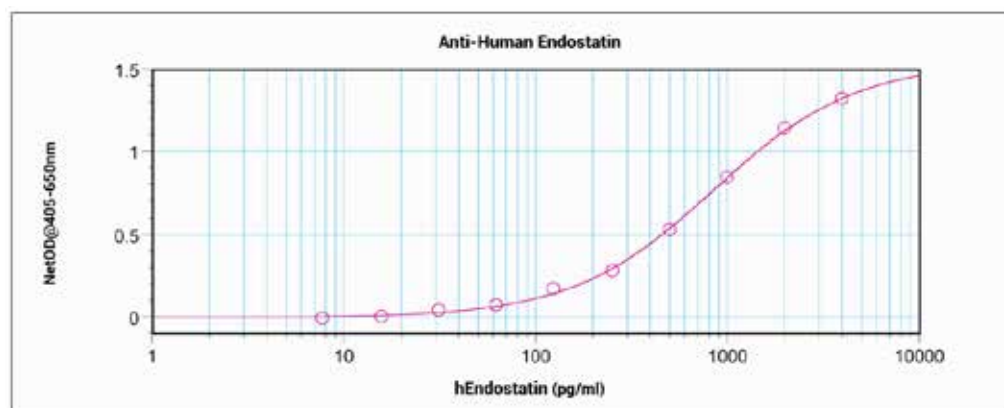
Additional sizes available please inquire

Polyclonal Antibodies - Antigen Affinity Purified

PRODUCT	CATALOG #	SOURCE	APPLICATIONS	Size A	Size B	1mg
				\$195	\$250	
Anti-Human Endostatin	500-P262	<i>Rabbit</i>	I, E, WB, N	50µg	100µg	\$1,700
Biot. Anti-Human Endostatin	500-P262Bt	<i>Rabbit</i>	E, WB	25µg	50µg	\$3,400

Biot. = Biotinylated

Key: I = IHC, E = ELISA, WB = Western blot, N = Neutralization



Enterokinase

Synonyms: None

RUO Cytokines

PRODUCT	CATALOG #	SOURCE	MW	Size A	Size B	1mg
				\$80	\$195	
Human Enterokinase	450-48C	<i>CHO cells</i>	108.7 kDa	10µg	50µg	\$1,500

Additional sizes available please inquire

Eotaxin (CCL11)

Synonyms: None

RUO Cytokines

PRODUCT	CATALOG #	SOURCE	MW	Size A	Size B	1mg
				\$80	\$195	
Human Eotaxin (CCL11)	300-21	<i>E.coli</i>	8.3 kDa	5µg	20µg	\$3,000
Murine Eotaxin (CCL11)	250-01	<i>E.coli</i>	8.4 kDa	5µg	20µg	\$3,000

Additional sizes available please inquire

Polyclonal Antibodies - Antigen Affinity Purified

PRODUCT	CATALOG #	SOURCE	APPLICATIONS	Size A	Size B	1mg
				\$195	\$250	
Anti-Human Eotaxin (CCL11)	500-P41	<i>Rabbit</i>	I, E, WB, N	50µg	100µg	\$1,700
Biot. Anti-Human Eotaxin (CCL11)	500-P41Bt	<i>Rabbit</i>	E, WB	25µg	50µg	\$3,400
Anti-Human Eotaxin (CCL11)	500-P41G	<i>Goat</i>	E, WB, N	50µg	100µg	\$1,700
Biot. Anti-Human Eotaxin (CCL11)	500-P41GBt	<i>Goat</i>	E, WB	25µg	50µg	\$3,400
Anti-Murine Eotaxin (CCL11)	500-P67	<i>Rabbit</i>	E, WB, N	50µg	100µg	\$1,700
Biot. Anti-Murine Eotaxin (CCL11)	500-P67Bt	<i>Rabbit</i>	E, WB	25µg	50µg	\$3,400

Biot. = Biotinylated

Key: I = IHC, E = ELISA, WB = Western blot, N = Neutralization

Monoclonal Antibodies

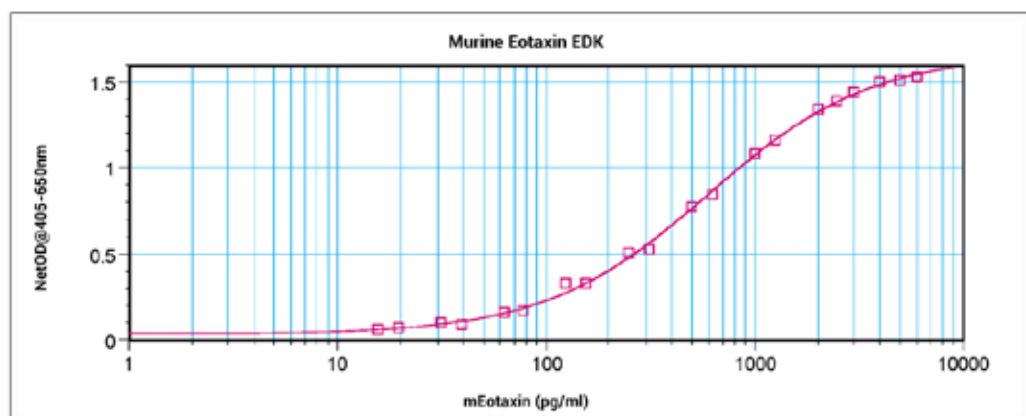
PRODUCT	CATALOG #	SOURCE	APPLICATIONS	Size	PRICE
Anti-Human Eotaxin (CCL11)	500-M25	<i>Mouse</i>	E, WB	500µg	\$150

Key: I = IHC, E = ELISA, WB = Western blot, N = Neutralization

Standard ELISA Development Kits

Each kit contains: capture antibody, detection antibody, calibrated standard, and HRP conjugate, sufficient to assay the target cytokine in at least 1000 ELISA plate wells.

Human Eotaxin (CCL11)	ABTS CATALOG # 900-K69	PRICE: \$320
Murine Eotaxin (CCL11)	ABTS CATALOG # 900-K68	PRICE: \$320



Eotaxin-2 (CCL24)

Synonyms: MPIF-2, CkB-6

RUO Cytokines

PRODUCT	CATALOG #	SOURCE	MW	Size A	Size B	1mg
				\$80	\$195	
Human Eotaxin-2 (CCL24)	300-33	<i>E.coli</i>	8.8 kDa	5µg	20µg	\$3,000
Murine Eotaxin-2 (CCL24)	250-22	<i>E.coli</i>	10.3 kDa	5µg	20µg	\$3,000

Additional sizes available please inquire

Polyclonal Antibodies - Antigen Affinity Purified

PRODUCT	CATALOG #	SOURCE	APPLICATIONS	Size A	Size B	1mg
				\$195	\$250	
Anti-Human Eotaxin-2 (CCL24)	500-P103G	<i>Goat</i>	E, WB	50µg	100µg	\$1,700
Biot. Anti-Human Eotaxin-2 (CCL24)	500-P103GBt	<i>Goat</i>	E, WB	25µg	50µg	\$3,400
Anti-Murine Eotaxin-2 (CCL24)	500-P175G	<i>Goat</i>	E, WB, N	50µg	100µg	\$1,700
Biot. Anti-Murine Eotaxin-2 (CCL24)	500-P175GBt	<i>Goat</i>	E, WB	25µg	50µg	\$3,400

Biot. = Biotinylated

Key: I = IHC, E = ELISA, WB = Western blot, N = Neutralization

Monoclonal Antibodies

PRODUCT	CATALOG #	SOURCE	APPLICATIONS	Size	PRICE
Anti-Human Eotaxin-2 (CCL24)	500-M31	<i>Mouse</i>	E, WB	500µg	\$150

Key: I = IHC, E = ELISA, WB = Western blot, N = Neutralization

E

Eotaxin-3 (CCL26)

Synonyms: None

RUO Cytokines

PRODUCT	CATALOG #	SOURCE	MW	Size A	Size B	1mg
				\$80	\$195	
Human Eotaxin-3 (CCL26)	300-48	<i>E.coli</i>	8.4 kDa	5µg	20µg	\$3,000

Additional sizes available please inquire

Polyclonal Antibodies - Antigen Affinity Purified

PRODUCT	CATALOG #	SOURCE	APPLICATIONS	Size A	Size B	1mg
				\$195	\$250	
Anti-Human Eotaxin-3 (CCL26)	500-P156G	<i>Goat</i>	E, WB, N	50µg	100µg	\$1,700
Biot. Anti-Human Eotaxin-3 (CCL26)	500-P156GBt	<i>Goat</i>	E, WB	25µg	50µg	\$3,400

Biot. = Biotinylated

Key: I = IHC, E = ELISA, WB = Western blot, N = Neutralization

Monoclonal Antibodies

PRODUCT	CATALOG #	SOURCE	APPLICATIONS	Size	PRICE
Anti-Human Eotaxin-3 (CCL26)	500-M32	<i>Mouse</i>	E, WB, N	500µg	\$150

Key: I = IHC, E = ELISA, WB = Western blot, N = Neutralization

Standard ELISA Development Kits

Each kit contains: capture antibody, detection antibody, calibrated standard, and HRP conjugate, sufficient to assay the target cytokine in at least 1000 ELISA plate wells.

Human Eotaxin-3 (CCL26)	ABTS CATALOG # 900-K167	PRICE: \$320
-------------------------	-------------------------	--------------

Mini ELISA Development Kits

Each kit contains: capture antibody, detection antibody, calibrated standard, and HRP conjugate, sufficient to assay the target cytokine in at least 200 ELISA plate wells.

Human Eotaxin-3 (CCL26)	ABTS CATALOG # 900-M167	PRICE: \$100
-------------------------	-------------------------	--------------

Epigen

Synonyms: EPG, Epithelial mitogen

RUO Cytokines

PRODUCT	CATALOG #	SOURCE	MW	Size A	Size B	1mg
				\$80	\$195	
Human Epigen	100-51	<i>E.coli</i>	7.9 kDa	5µg	25µg	\$3,000

Additional sizes available please inquire

Epiregulin

Synonyms: EREG

RUO Cytokines

PRODUCT	CATALOG #	SOURCE	MW	Size A	Size B	1mg
				\$80	\$195	
Human Epiregulin	100-04	<i>E.coli</i>	5.6 kDa	5µg	25µg	\$3,000

Additional sizes available please inquire

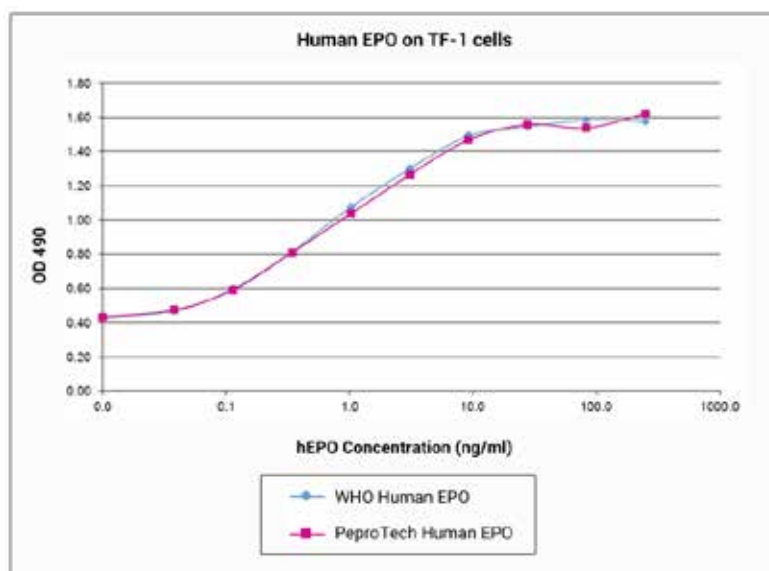
EPO

Synonyms: Erythropoietin, Epoetin

RUO Cytokines

PRODUCT	CATALOG #	SOURCE	MW	Size A	Size B	1mg
				\$80	\$195	
Human EPO	100-64	<i>CHO cells</i>	18.4 kDa	10µg	50µg	\$1,500

Additional sizes available please inquire



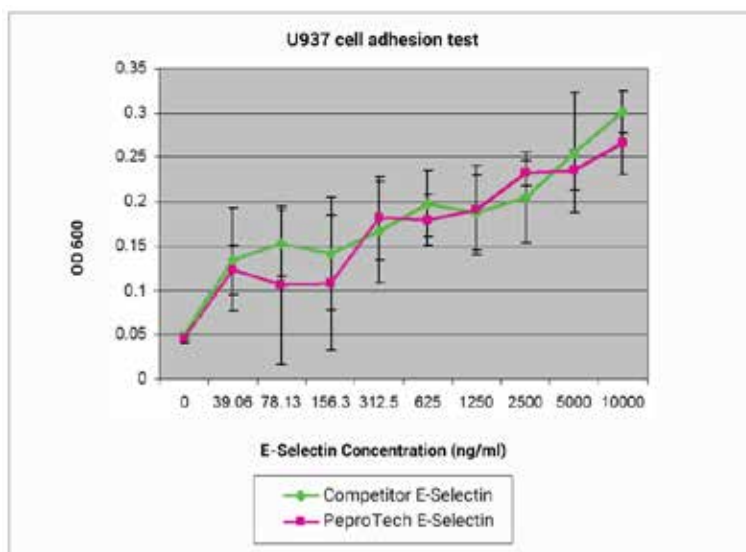
E-Selectin

Synonyms: Endothelial Leukocyte Adhesion Molecule 1 (ELAM1), CD62E, SELE

RUO Cytokines

PRODUCT	CATALOG #	SOURCE	MW	Size A	Size B	1mg
				\$80	\$195	
Human E-Selectin	150-15	<i>CHO cells</i>	58.6 kDa	10µg	50µg	\$1,500

Additional sizes available please inquire



Exodus-2 (CCL21)

Synonyms: 6CKine, SLC

RUO Cytokines

PRODUCT	CATALOG #	SOURCE	MW	Size A	Size B	1mg
				\$80	\$195	
Human Exodus-2 (CCL21)	300-35	<i>E.coli</i>	12.2 kDa	5µg	20µg	\$3,000
Murine Exodus-2 (CCL21)	250-13	<i>E.coli</i>	12.0 kDa	5µg	20µg	\$3,000

Additional sizes available please inquire

Polyclonal Antibodies - Antigen Affinity Purified

PRODUCT	CATALOG #	SOURCE	APPLICATIONS	Size A	Size B	1mg
				\$195.00	\$250.00	
Anti-Human Exodus-2 (CCL21)	500-P109	<i>Rabbit</i>	I, E, WB, N	50µg	100µg	\$1,700
Biot. Anti-Human Exodus-2 (CCL21)	500-P109Bt	<i>Rabbit</i>	E, WB	25µg	50µg	\$3,400
Anti-Murine Exodus-2 (CCL21)	500-P114	<i>Rabbit</i>	E, WB	50µg	100µg	\$1,700
Biot. Anti-Murine Exodus-2 (CCL21)	500-P114Bt	<i>Rabbit</i>	E, WB	25µg	50µg	\$3,400

Biot. = Biotinylated

Key: I = IHC, E = ELISA, WB = Western blot, N = Neutralization

Standard ELISA Development Kits

Each kit contains: capture antibody, detection antibody, calibrated standard, and HRP conjugate, sufficient to assay the target cytokine in at least 1000 ELISA plate wells.

Murine Exodus-2	ABTS CATALOG #	900-K132	PRICE: \$320
-----------------	----------------	----------	--------------

Mini ELISA Development Kits

Each kit contains: capture antibody, detection antibody, calibrated standard, and HRP conjugate, sufficient to assay the target cytokine in at least 200 ELISA plate wells.

Murine Exodus-2	ABTS CATALOG #	900-M132	PRICE: \$100
-----------------	----------------	----------	--------------

sFas Ligand *soluble Fas Ligand*

Synonyms: sFasL, TNFSF6, CD95L, Apo I Ligand, APTL, APT1LG1, CD178

RUO Cytokines

PRODUCT	CATALOG #	SOURCE	MW	Size A	Size B	1mg
				\$80	\$195	
Human sFas Ligand	310-03H	<i>CHO cells</i>	17.9 kDa	2µg	10µg	\$4,300


Additional sizes available please inquire

Polyclonal Antibodies - Antigen Affinity Purified

PRODUCT	CATALOG #	SOURCE	APPLICATIONS	Size A	Size B	1mg
				\$195	\$250	
Anti-Human sFas Ligand	500-P184G	<i>Goat</i>	I, E, WB, N	50µg	100µg	\$1,700
Biot. Anti-Human sFas Ligand	500-P184GBt	<i>Goat</i>	E, WB	25µg	50µg	\$3,400

Biot. = Biotinylated

Key: I = IHC, E = ELISA, WB = Western blot, N = Neutralization



sFas Receptor *soluble Fas Receptor*

Synonyms: sFasR, TNFRSF6, CD95, Fas Antigen, Apo I

RUO Cytokines

PRODUCT	CATALOG #	SOURCE	MW	Size A	Size B	1mg
				\$80	\$195	
Human sFas Receptor	310-20	<i>E.coli</i>	17.6 kDa	5µg	20µg	\$3,900

Additional sizes available please inquire

Polyclonal Antibodies - Antigen Affinity Purified

PRODUCT	CATALOG #	SOURCE	APPLICATIONS	Size A	Size B	1mg
				\$195	\$250	
Anti-Human sFas Receptor	500-P295	<i>Rabbit</i>	E, WB	50µg	100µg	\$1,700
Biot. Anti-Human sFas Receptor	500-P295Bt	<i>Rabbit</i>	E, WB	25µg	50µg	\$3,400

Biot. = Biotinylated

Key: I = IHC, E = ELISA, WB = Western blot, N = Neutralization

Fetuin A/AHSG

Synonyms: Alpha-2-HS-glycoprotein, Alpha-2-Z-globulin, Ba-alpha-2-glycoprotein

RUO Cytokines

PRODUCT	CATALOG #	SOURCE	MW	Size A	Size B	1mg
				\$80	\$195	
Human Fetuin A/AHSG	140-13	<i>HEK293 cells</i>	32.9 kDa	10µg	50µg	\$1,500

Additional sizes available please inquire

FGF *Fibroblast Growth Factors*

Synonyms: **FGF-acidic:** Fibroblast Growth Factor-acidic, FGF-1, HBGF-1, ECGF-beta; **FGF-basic:** Fibroblast Growth Factor-basic, FGF-2, HBGF-2, Prostatropin; **FGF-4:** HST-1, Transforming protein KS3, HBGF-4; **FGF-5:** HBGF-5, Smag-82; **FGF-6:** HBGF-6, HST-2; **FGF-8a/b:** FGF-8, AIGF, HBGF-8; **FGF-9:** GAF (Glia-Activating Factor), HBGF-9; **FGF-10:** FGFA, Keratinocyte Growth Factor-2; **FGF-16:** FGFC; **FGF-17:** FGFH; **FGF-18:** FGFI, zFGF5; **FGF-19:** FGFJ; **FGF-20:** FGFK; **FGF-21:** FGFL; **FGF-23:** FGFN; **FGFR1a:** Fibroblast Growth Factor Receptor 1 alpha, BFGFR; **FGFR2a:** Fibroblast Growth Factor Receptor 2 alpha, BEK, KGFR; **FGFR3:** Fibroblast Growth Factor Receptor 3 alpha, ACH, CD333, CEK2, JTK4

RUO Cytokines

PRODUCT	CATALOG #	SOURCE	MW	Size A	Size B	1mg
				\$80	\$195	
Human FGF-acidic	100-17A	<i>E.coli</i>	16.8 kDa	10µg	50µg	\$1,500
Murine FGF-acidic	450-33A	<i>E.coli</i>	15.9 kDa	10µg	50µg	\$1,500
Rat FGF-acidic	400-29A	<i>E.coli</i>	15.9 kDa	10µg	50µg	\$1,500
Human FGF-basic (154 a.a.)	100-18B	<i>E.coli</i>	17.2 kDa	10µg	50µg	\$800
Human FGF-basic (146 a.a.)	100-18C	<i>E.coli</i>	16.4 kDa	10µg	50µg	\$1,200
Murine FGF-basic	450-33	<i>E.coli</i>	16.3 kDa	10µg	50µg	\$1,400
Rat FGF-basic	400-29	<i>E.coli</i>	16.3 kDa	10µg	50µg	\$1,400
Human FGF-4	100-31	<i>E.coli</i>	19.7 kDa	5µg	25µg	\$3,000
Human FGF-5	100-34	<i>E.coli</i>	27.6 kDa	10µg	50µg	\$1,500
Human FGF-6	100-30	<i>E.coli</i>	18.7 kDa	5µg	25µg	\$3,000
Human/Murine FGF-8b	100-25	<i>E.coli</i>	22.5 kDa	5µg	25µg	\$3,000
Human FGF-8a	100-25A	<i>CHO cells</i>	21.2 kDa	5µg	25µg	\$3,900
Human FGF-9	100-23	<i>E.coli</i>	23.2 kDa	5µg	20µg	\$3,900
Murine FGF-9	450-30	<i>E.coli</i>	23.3 kDa	2µg	10µg	\$3,900
Human FGF-10	100-26	<i>E.coli</i>	19.3 kDa	5µg	25µg	\$3,000
Human FGF-16	100-29	<i>E.coli</i>	23.6 kDa	5µg	25µg	\$3,000
Human FGF-17	100-27	<i>E.coli</i>	22.7 kDa	5µg	25µg	\$3,000
Human FGF-18	100-28	<i>E.coli</i>	20.1 kDa	5µg	25µg	\$3,000
Human FGF-19	100-32	<i>E.coli</i>	21.8 kDa	5µg	25µg	\$3,000
Human FGF-20	100-41	<i>E.coli</i>	23.2 kDa	3µg	15µg	\$3,900
Human FGF-21	100-42	<i>E.coli</i>	19.5 kDa	5µg	25µg	\$3,000
Human FGF-23	100-52	<i>E.coli</i>	22.5 kDa	5µg	20µg	\$3,900
Murine FGF-23	450-55	<i>E.coli</i>	25.5 kDa	5µg	20µg	\$3,900
Human FGFR1a (IIIc) Fc	160-02	<i>CHO cells</i>	65.2 kDa	10µg	50µg	\$1,500
Human FGFR2a (IIIc) Fc	160-03	<i>CHO cells</i>	65.6 kDa	10µg	50µg	\$1,500
Human FGFR3 (IIIc) Fc	160-05	<i>CHO cells</i>	128.3 kDa	10µg	50µg	\$1,500

Additional sizes available please inquire

PeproGMP® Cytokines

PRODUCT	CATALOG #	SOURCE	MW	Size	Price
PeproGMP® Human FGF-basic	GMP100-18B-25µg	<i>E.coli</i>	17.2 kDa	25µg	\$240
PeproGMP® Human FGF-basic	GMP100-18B-100µg	<i>E.coli</i>	17.2 kDa	100µg	\$720

FGF continued on next page...

FGF *Fibroblast Growth Factors (Continued)*

Animal-Free Cytokines

PRODUCT	CATALOG #	SOURCE	MW	Size A	Size B	1mg
				\$95	\$215	
Human FGF-acidic	AF-100-17A	<i>E.coli</i>	16.8 kDa	10µg	50µg	\$1,650
Human FGF-basic (154 a.a)	AF-100-18B	<i>E.coli</i>	17.2 kDa	10µg	50µg	\$850
Human FGF-basic (146 a.a)	AF-100-18C	<i>E.coli</i>	16.4 kDa	10µg	50µg	\$1,300
Murine FGF-basic	AF-450-33	<i>E.coli</i>	16.3 kDa	10µg	50µg	\$1,650
Human FGF-4	AF-100-31	<i>E.coli</i>	19.7 kDa	5µg	25µg	\$3,300
Human/Murine FGF-8b	AF-100-25	<i>E.coli</i>	22.5 kDa	5µg	25µg	\$3,300
Human FGF-9	AF-100-23	<i>E.coli</i>	23.2 kDa	5µg	20µg	\$4,300
Human FGF-10	AF-100-26	<i>E.coli</i>	19.3 kDa	5µg	25µg	\$3,300
Human FGF-18	AF-100-28	<i>E.coli</i>	20.1 kDa	5µg	25µg	\$3,300
Human FGF-19	AF-100-32	<i>E.coli</i>	21.8 kDa	5µg	25µg	\$3,300
Human FGF-21	AF-100-42	<i>E.coli</i>	19.5 kDa	5µg	25µg	\$3,300

Additional sizes available please inquire

Polyclonal Antibodies - Antigen Affinity Purified

PRODUCT	CATALOG #	SOURCE	APPLICATIONS	Size A	Size B	1mg
				\$195	\$250	
Anti-Human FGF-acidic	500-P17	<i>Rabbit</i>	I, E, WB, N	50µg	100µg	\$1,700
Biot. Anti-Human FGF-acidic	500-P17Bt	<i>Rabbit</i>	E, WB	25µg	50µg	\$3,400
Anti-Human FGF-basic	500-P18	<i>Rabbit</i>	I, E, WB, N	50µg	100µg	\$1,700
Biot. Anti-Human FGF-basic	500-P18Bt	<i>Rabbit</i>	E, WB	25µg	50µg	\$3,400
Anti-Human FGF-4	500-P158	<i>Rabbit</i>	I, E, WB	50µg	100µg	\$1,700
Biot. Anti-Human FGF-4	500-P158Bt	<i>Rabbit</i>	E, WB	25µg	50µg	\$3,400
Anti-Murine FGF-9	500-P66	<i>Rabbit</i>	E, WB, N	50µg	100µg	\$1,700
Biot. Anti-Murine FGF-9	500-P66Bt	<i>Rabbit</i>	E, WB	25µg	50µg	\$3,400
Anti-Human FGF-10	500-P151G	<i>Goat</i>	I, E, WB	50µg	100µg	\$1,700
Biot. Anti-Human FGF-10	500-P151GBt	<i>Goat</i>	E, WB	25µg	50µg	\$3,400
Anti-Human FGF-16	500-P160G	<i>Goat</i>	WB, N	50µg	100µg	\$1,700
Biot. Anti-Human FGF-16	500-P160GBt	<i>Goat</i>	E, WB	25µg	50µg	\$3,400
Anti-Human FGF-17	500-P152	<i>Rabbit</i>	E, WB, N	50µg	100µg	\$1,700
Biot. Anti-Human FGF-17	500-P152Bt	<i>Rabbit</i>	E, WB	25µg	50µg	\$3,400
Anti-Human FGF-17	500-P152G	<i>Goat</i>	E, WB, N	50µg	100µg	\$1,700
Biot. Anti-Human FGF-17	500-P152GBt	<i>Goat</i>	E, WB	25µg	50µg	\$3,400

Biot. = Biotinylated

Key: I = IHC, E = ELISA, WB = Western blot, N = Neutralization

Monoclonal Antibodies

PRODUCT	CATALOG #	SOURCE	APPLICATIONS	Size	PRICE
Anti-Human FGF-basic	500-M38	<i>Mouse</i>	I, E, WB	500µg	\$150
Anti-Human FGF-5	500-M40	<i>Mouse</i>	E, N	500µg	\$150

Key: I = IHC, E = ELISA, WB = Western blot, N = Neutralization

Standard ELISA Development Kits

Each kit contains: capture antibody, detection antibody, calibrated standard, and HRP conjugate, sufficient to assay the target cytokine in at least 1000 ELISA plate wells.

Human FGF-basic	ABTS CATALOG # 900-K08	PRICE: \$320
-----------------	------------------------	--------------

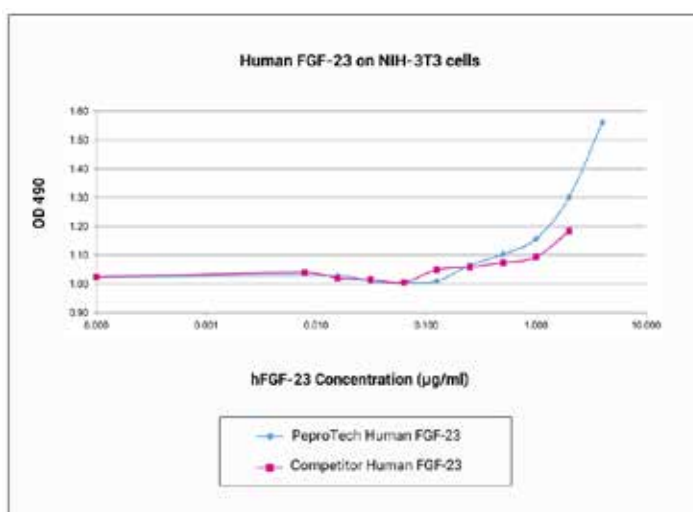
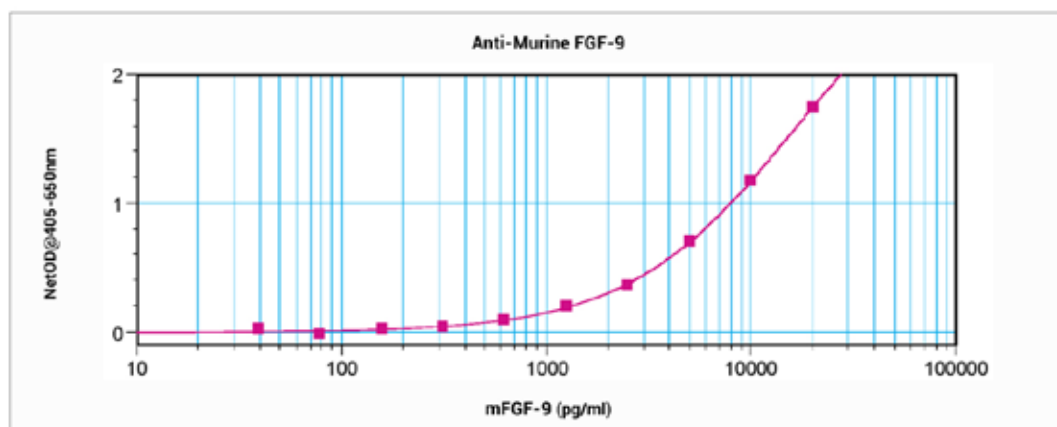
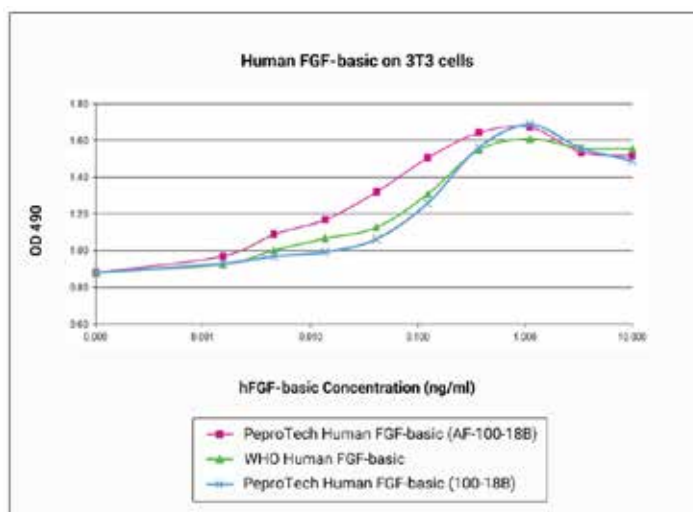
Mini ELISA Development Kits

Each kit contains: capture antibody, detection antibody, calibrated standard, and HRP conjugate, sufficient to assay the target cytokine in at least 200 ELISA plate wells.

Human FGF-basic	ABTS CATALOG # 900-M08	PRICE: \$100
-----------------	------------------------	--------------

FGF continued on next page...

FGF *Fibroblast Growth Factors (Continued)*



Flt3-Ligand

Synonyms: Flt3L, Fms-related tyrosine kinase 3 Ligand

RUO Cytokines

PRODUCT	CATALOG #	SOURCE	MW	Size A	Size B	1mg
				\$80	\$195	
Human Flt3-Ligand	300-19	<i>E.coli</i>	17.6 kDa	2µg	10µg	\$3,900
Murine Flt3-Ligand	250-31L	<i>E.coli</i>	18.6 kDa	2µg	10µg	\$3,900

* See page 13 for available Cytokine Packages.

Additional sizes available please inquire

PeproGMP® Cytokines

PRODUCT	CATALOG #	SOURCE	MW	Size	Price
PeproGMP® Human Flt3-Ligand	GMP300-19-50µg	<i>E.coli</i>	17.6 kDa	50µg	\$870
PeproGMP® Human Flt3-Ligand	GMP300-19-100µg	<i>E.coli</i>	17.6 kDa	100µg	\$1,450

Animal-Free Cytokines

Animal-Free Cytokines

PRODUCT	CATALOG #	SOURCE	Size A	Size B		
			MW	\$95	\$215	1mg
Human Flt3-Ligand	AF-300-19	<i>E.coli</i>	17.6 kDa	2µg	10µg	\$4,300

* See page 13 for available Cytokine Packages.

Additional sizes available please inquire

Polyclonal Antibodies - Antigen Affinity Purified

PRODUCT	CATALOG #	SOURCE	APPLICATIONS	Size A	Size B	1mg
				\$195	\$250	
Anti-Human Flt3-Ligand	500-P42	<i>Rabbit</i>	E, WB, N	50µg	100µg	\$1,700
Biot. Anti-Human Flt3-Ligand	500-P42Bt	<i>Rabbit</i>	E, WB	25µg	50µg	\$3,400

Biot. = Biotinylated

Key: I = IHC, E = ELISA, WB = Western blot, N = Neutralization

F

Follistatin

Synonyms: FS, Activin-binding protein

RUO Cytokines

PRODUCT	CATALOG #	SOURCE	MW	Size A	Size B	1mg
				\$80	\$195	
Human Follistatin	120-13	<i>E.coli</i>	31.5 kDa	5µg	20µg	\$5,200

Additional sizes available please inquire

Polyclonal Antibodies - Antigen Affinity Purified

PRODUCT	CATALOG #	SOURCE	APPLICATIONS	Size A	Size B	1mg
				\$195	\$250	
Anti-Human Follistatin	500-P207	<i>Rabbit</i>	E, WB, N	50µg	100µg	\$1,700
Biot. Anti-Human Follistatin	500-P207Bt	<i>Rabbit</i>	E, WB	25µg	50µg	\$3,400

Biot. = Biotinylated

Key: I = IHC, E = ELISA, WB = Western blot, N = Neutralization

Standard ELISA Development Kits

Each kit contains: capture antibody, detection antibody, calibrated standard, and HRP conjugate, sufficient to assay the target cytokine in at least 1000 ELISA plate wells.

Human Follistatin	ABTS CATALOG #	900-K299	PRICE: \$320
-------------------	----------------	----------	--------------

Fractalkine (CX3CL1)

Synonyms: Neurotactin, FKN

RUO Cytokines

PRODUCT	CATALOG #	SOURCE	MW	Size A	Size B	1mg
				\$80	\$195	
Human Fractalkine (CX3CL1)	300-31	<i>E.coli</i>	8.5 kDa	5µg	20µg	\$3,000
Rat Fractalkine (CX3CL1)	400-26	<i>E.coli</i>	8.7 kDa	5µg	20µg	\$3,000

Additional sizes available please inquire

Polyclonal Antibodies - Antigen Affinity Purified

PRODUCT	CATALOG #	SOURCE	APPLICATIONS	Size A	Size B	1mg
				\$195	\$250	
Anti-Human Fractalkine (CX3CL1)	500-P98	<i>Rabbit</i>	I, E, WB	50µg	100µg	\$1,700
Biot. Anti-Human Fractalkine (CX3CL1)	500-P98Bt	<i>Rabbit</i>	E, WB	25µg	50µg	\$3,400

Biot. = Biotinylated

Key: I = IHC, E = ELISA, WB = Western blot, N = Neutralization

sFRP-1 *Secreted Frizzled Related Protein-1*

Synonyms: Secreted Apoptosis Related Protein-2, SARP-2

RUO Cytokines

PRODUCT	CATALOG #	SOURCE	MW	Size A	Size B	1mg
				\$80	\$195	
Human sFRP-1	120-29	<i>HeLa cells</i>	32.5 kDa	5µg	20µg	\$3,900

Additional sizes available please inquire

sFRP-4 *Secreted Frizzled Related Protein-4*

Synonyms: DDC-4 (rat homologue)

RUO Cytokines

PRODUCT	CATALOG #	SOURCE	MW	Size A	Size B	1mg
				\$80	\$195	
Human sFRP-4	120-50	<i>CHO cells</i>	37.8 kDa	5µg	25µg	\$3,000

Additional sizes available please inquire

FSTL1

Synonyms: Follistatin-like protein 1, FSL1, Follistatin-related protein 1, FRP, OCC1, OCC-1, TGF-β1-simulated clone 36, TSC-36

RUO Cytokines

PRODUCT	CATALOG #	SOURCE	MW	Size A	Size B	1mg
				\$80	\$195	
Human FSTL1	120-51	<i>CHO cells</i>	32.7 kDa	10µg	50µg	\$1,500

Additional sizes available please inquire

Furin

Synonyms: FUR, PACE, PCSK3

RUO Cytokines

PRODUCT	CATALOG #	SOURCE	MW	Size A	Size B	1mg
				\$80	\$195	
Human Furin	450-47	<i>Insect cells</i>	63.9 kDa	2µg	10µg	\$4,800

Additional sizes available please inquire

gAcrp30

Synonyms: Adipolean (human), APM-1, APM-1 variant, gad, globular domaine of Acrp30

RUO Cytokines

PRODUCT	CATALOG #	SOURCE	MW	Size A		Size B	
				\$80	\$195	1mg	
Human gAcrp30/Adipolean	450-21	<i>E.coli</i>	16.6 kDa	5µg	25µg	\$3,000	
Murine gAcrp30	450-27	<i>E.coli</i>	16.6 kDa	5µg	25µg	\$3,000	
Human gAcrp30/Adipolean Variant	450-20	<i>E.coli</i>	18.1 kDa	5µg	25µg	\$3,000	

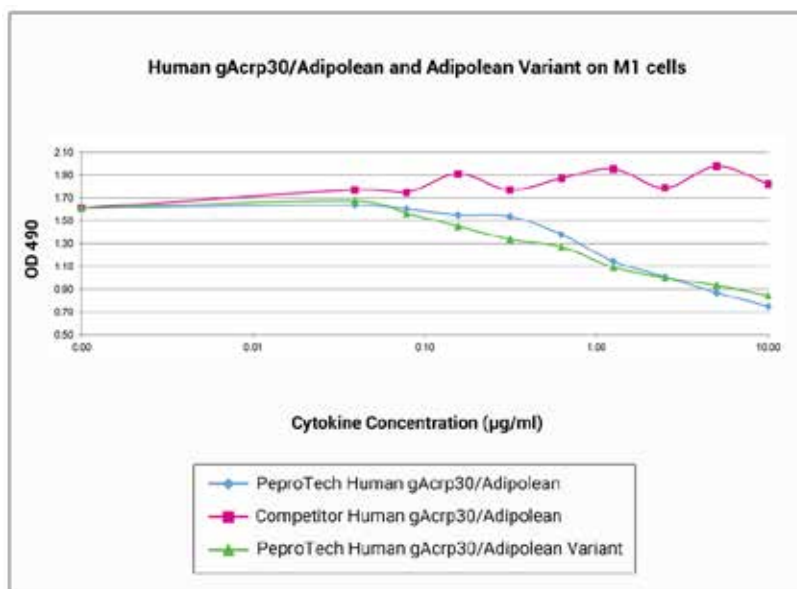
Additional sizes available please inquire

Polyclonal Antibodies - Antigen Affinity Purified

PRODUCT	CATALOG #	SOURCE	APPLICATIONS	Size A		Size B	
				\$195	\$250	1mg	
Anti-Human gAcrp30/Adipolean	500-P193G	<i>Goat</i>	E, WB	50µg	100µg	\$1,700	
Biot. Anti-Human gAcrp30/Adipolean	500-P193GBt	<i>Goat</i>	E, WB	25µg	50µg	\$3,400	
Anti-Human gAcrp30/Adipolean Variant	500-P205	<i>Rabbit</i>	E, WB	50µg	100µg	\$1,700	
Biot. Anti-Human gAcrp30/Adipolean Variant	500-P205Bt	<i>Rabbit</i>	E, WB	25µg	50µg	\$3,400	

Biot. = Biotinylated

Key: I = IHC, E = ELISA, WB = Western blot, N = Neutralization



Galectin-1

Synonyms: Galactose-specific lectin-1, Beta-galactoside-binding lectin L-14-I, Galaptin, 14 kDa lectin, S-LAC lectin-1

RUO Cytokines

PRODUCT	CATALOG #	SOURCE	MW	Size A		Size B	
				\$80	\$195	1mg	
Human Galectin-1	450-39	<i>E.coli</i>	14.5 kDa	10µg	50µg	\$1,500	

Additional sizes available please inquire

Polyclonal Antibodies - Antigen Affinity Purified

PRODUCT	CATALOG #	SOURCE	APPLICATIONS	Size A		Size B	
				\$195	\$250	1mg	
Anti-Human Galectin-1	500-P210	<i>Rabbit</i>	E, WB	50µg	100µg	\$1,700	
Biot. Anti-Human Galectin-1	500-P210Bt	<i>Rabbit</i>	E, WB	25µg	50µg	\$3,400	

Biot. = Biotinylated

Key: I = IHC, E = ELISA, WB = Western blot, N = Neutralization

Galectin-3

Synonyms: Galactose-specific lectin-3, IgE-binding protein, MAC2, L-29, CPB-35

RUO Cytokines

PRODUCT	CATALOG #	SOURCE	MW	Size A	Size B	1mg
				\$80	\$195	
Human Galectin-3	450-38	<i>E.coli</i>	26.0 kDa	10µg	50µg	\$1,500

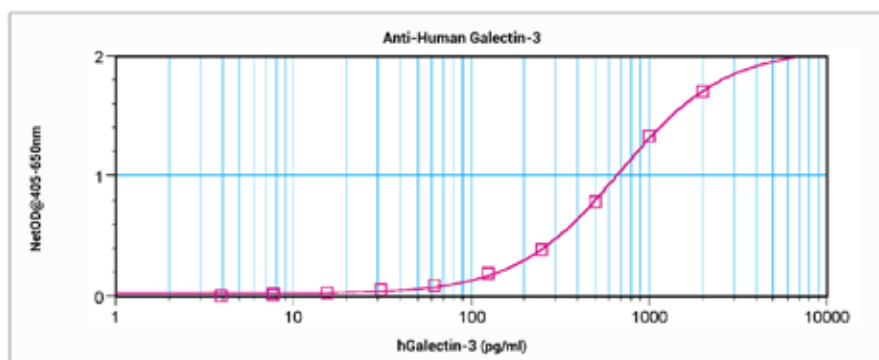
Additional sizes available please inquire

Polyclonal Antibodies - Antigen Affinity Purified

PRODUCT	CATALOG #	SOURCE	APPLICATIONS	Size A	Size B	1mg
				\$195	\$250	
Anti-Human Galectin-3	500-P246	<i>Rabbit</i>	I, E, WB	50µg	100µg	\$1,700
Biot. Anti-Human Galectin-3	500-P246Bt	<i>Rabbit</i>	E, WB	25µg	50µg	\$3,400

Biot. = Biotinylated

Key: I = IHC, E = ELISA, WB = Western blot, N = Neutralization



GASP-1

Synonyms: GDF-Associated Serum Protein-1, GASP, KIAA0443, WFIKKNRP

RUO Cytokines

PRODUCT	CATALOG #	SOURCE	MW	Size A	Size B	1mg
				\$80	\$195	
Human GASP-1	120-41	<i>CHO cells</i>	59.9 kDa	5µg	25µg	\$3,900

Additional sizes available please inquire

GCP-2 (CXCL6)/LIX (CXCL6) *Granulocyte Chemotactic Protein-2*

Synonyms: None

RUO Cytokines

PRODUCT	CATALOG #	SOURCE	MW	Size A	Size B	1mg
				\$80	\$195	
Human GCP-2 (CXCL6)	300-41	<i>E.coli</i>	7.9 kDa	5µg	20µg	\$3,000
Murine LIX (CXCL6) (92 a.a.)	250-17	<i>E.coli</i>	9.8 kDa	5µg	20µg	\$3,000
Murine LIX (CXCL6) (70 a.a.)	250-36	<i>E.coli</i>	7.6 kDa	5µg	20µg	\$3,000

Additional sizes available please inquire

Polyclonal Antibodies - Antigen Affinity Purified

PRODUCT	CATALOG #	SOURCE	APPLICATIONS	Size A	Size B	1mg
				\$195	\$250	
Anti-Human GCP-2 (CXCL6)	500-P120	<i>Rabbit</i>	E, WB	50µg	100µg	\$1,700
Biot. Anti-Human GCP-2 (CXCL6)	500-P120Bt	<i>Rabbit</i>	E, WB	25µg	50µg	\$3,400
Anti-Murine LIX (CXCL6)	500-P146	<i>Rabbit</i>	E, WB	50µg	100µg	\$1,700
Biot. Anti-Murine LIX (CXCL6)	500-P146Bt	<i>Rabbit</i>	E, WB	25µg	50µg	\$3,400

Biot. = Biotinylated

Key: I = IHC, E = ELISA, WB = Western blot, N = Neutralization

G-CSF *Granulocyte Colony-Stimulating Factor*

Synonyms: CSF-3, MGI-1G, GM-CSF β , pluripoiectin

RUO Cytokines

PRODUCT	CATALOG #	SOURCE	MW	Size A	Size B	1mg
				\$80	\$195	
Human G-CSF	300-23	<i>E.coli</i>	18.7 kDa	2 μ g	10 μ g	\$3,900
Murine G-CSF	250-05	<i>E.coli</i>	19.0 kDa	2 μ g	10 μ g	\$3,900
Rat G-CSF	400-37	<i>E.coli</i>	21.6 kDa	2 μ g	10 μ g	\$5,200

Additional sizes available please inquire

Animal-Free Cytokines

PRODUCT	CATALOG #	SOURCE	MW	Size A	Size B	1mg
				\$95	\$215	
Human G-CSF	AF-300-23	<i>E.coli</i>	18.7 kDa	2 μ g	10 μ g	\$4,300
Murine G-CSF	AF-250-05	<i>E.coli</i>	19.0 kDa	2 μ g	10 μ g	\$4,300

Polyclonal Antibodies - Antigen Affinity Purified

PRODUCT	CATALOG #	SOURCE	APPLICATIONS	Size A	Size B	1mg
				\$195	\$250	
Anti-Human G-CSF	500-P43	<i>Rabbit</i>	I, E, WB, N	50 μ g	100 μ g	\$1,700
Biot. Anti-Human G-CSF	500-P43Bt	<i>Rabbit</i>	E, WB	25 μ g	50 μ g	\$3,400
Anti-Murine G-CSF	500-P69	<i>Rabbit</i>	E, WB	50 μ g	100 μ g	\$1,700
Biot. Anti-Murine G-CSF	500-P69Bt	<i>Rabbit</i>	E, WB	25 μ g	50 μ g	\$3,400

Biot. = Biotinylated

Key: I = IHC, E = ELISA, WB = Western blot, N = Neutralization

Monoclonal Antibodies

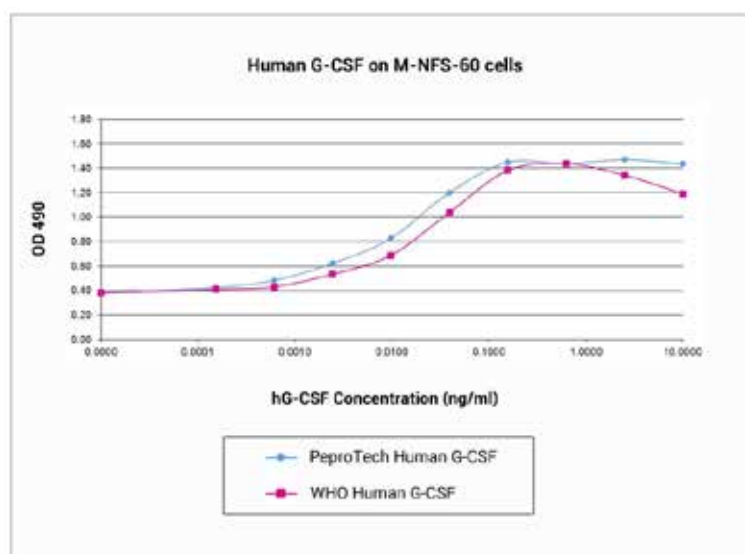
PRODUCT	CATALOG #	SOURCE	APPLICATIONS	Size	PRICE
Anti-Human G-CSF	500-M37	<i>Mouse</i>	E, WB, N	500 μ g	\$150

Key: I = IHC, E = ELISA, WB = Western blot, N = Neutralization

Standard ELISA Development Kits

Each kit contains: capture antibody, detection antibody, calibrated standard, and HRP conjugate, sufficient to assay the target cytokine in at least 1000 ELISA plate wells.

Human G-CSF	ABTS CATALOG # 900-K77	PRICE: \$320
Murine G-CSF	ABTS CATALOG # 900-K103	PRICE: \$320



GDF-2 *Growth/Differentiation Factor-2*

Synonyms: BMP-9

RUO Cytokines

PRODUCT	CATALOG #	SOURCE	MW	Size A	Size B	1mg
				\$80	\$195	
Human GDF-2	120-07	<i>CHO cells</i>	24.1 kDa	2µg	10µg	\$5,200

Additional sizes available please inquire

GDF-3 *Growth/Differentiation Factor-3*

Synonyms: Vgr-2, UNQ2222/PRO248

RUO Cytokines

PRODUCT	CATALOG #	SOURCE	MW	Size A	Size B	1mg
				\$80	\$195	
Human GDF-3	120-22	<i>E.coli</i>	26.0 kDa	5µg	20µg	\$3,900

Additional sizes available please inquire

Animal-Free Cytokines

PRODUCT	CATALOG #	SOURCE	MW	Size A	Size B	1mg
				\$95	\$215	
Human GDF-3	AF-120-22	<i>E.coli</i>	26.0 kDa	5µg	20µg	\$4,300

Polyclonal Antibodies - Antigen Affinity Purified

PRODUCT	CATALOG #	SOURCE	APPLICATIONS	Size A	Size B	1mg
				\$195	\$250	
Anti-Human GDF-3	500-P235	<i>Rabbit</i>	I, E, WB	50µg	100µg	\$1,700
Biot. Anti-Human GDF-3	500-P235Bt	<i>Rabbit</i>	E, WB	25µg	50µg	\$3,400

Biot. = Biotinylated

Key: I = IHC, E = ELISA, WB = Western blot, N = Neutralization

GDF-5 (BMP-14/CDMP-1) *Growth/Differentiation Factor-5*

Synonyms: Bone Morphogenetic Protein-14, Cartilage-Derived Morphogenetic Protein-1

RUO Cytokines

PRODUCT	CATALOG #	SOURCE	MW	Size A	Size B	1mg
				\$80	\$195	
Human GDF-5 (BMP-14/CDMP-1)	120-01	<i>E.coli</i>	27.0 kDa	10µg	50µg	\$1,500
Murine GDF-5 (BMP-14/CDMP-1)	315-24	<i>E.coli</i>	27.0 kDa	10µg	50µg	\$1,500

Additional sizes available please inquire

GDF-7 *Growth/Differentiation Factor-7*

Synonyms: BMP-12

RUO Cytokines

PRODUCT	CATALOG #	SOURCE	MW	Size A	Size B	1mg
				\$80	\$195	
Human GDF-7	120-37	<i>E.coli</i>	28.0 kDa	2µg	10µg	\$5,200

Additional sizes available please inquire

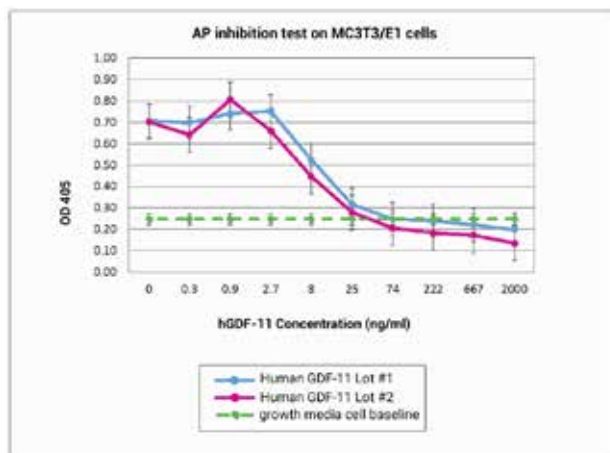
GDF-11 *Growth/Differentiation Factor-11*

Synonyms: BMP-11

RUO Cytokines

PRODUCT	CATALOG #	SOURCE	MW	Size A	Size B	1mg
				\$80	\$195	
Human/Murine/Rat GDF-11	120-11	<i>E.coli</i>	25.0 kDa	5µg	20µg	\$3,900

Additional sizes available please inquire



G

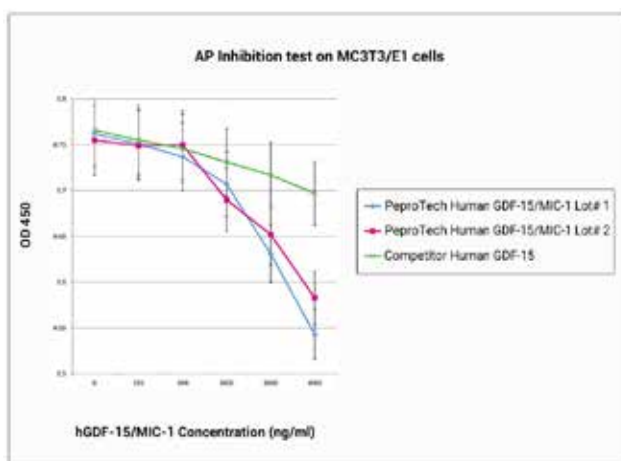
GDF-15/MIC-1 *Growth/Differentiation Factor-15*

Synonyms: Placental TGF- β , Prostate Differentiation Factor (PDF), Macrophage Inhibitory Cytokine 1, MIC-1, PLAB, NRG-1

RUO Cytokines

PRODUCT	CATALOG #	SOURCE	MW	Size A	Size B	1mg
				\$80	\$195	
Human GDF-15/MIC-1	120-28	<i>cell culture</i>	24.6 kDa	5µg	20µg	\$7,800

Additional sizes available please inquire



GDNF *Glial-Derived Neurotrophic Factor*

Synonyms: ATF (Astrocyte-derived Trophic Factor)

RUO Cytokines

PRODUCT	CATALOG #	SOURCE	MW	Size A	Size B	1mg
				\$80	\$195	
Human GDNF	450-10	<i>E.coli</i>	30.4 kDa	2µg	10µg	\$5,200
Murine GDNF	450-44	<i>E.coli</i>	30.2 kDa	2µg	10µg	\$5,200
Rat GDNF	450-51	<i>E.coli</i>	30.0 kDa	2µg	10µg	\$5,200

Additional sizes available please inquire

Animal-Free Cytokines

PRODUCT	CATALOG #	SOURCE	MW	Size A	Size B	1mg
				\$95	\$215	
Human GDNF	AF-450-10	<i>E.coli</i>	30.4 kDa	2µg	10µg	\$5,700
Murine GDNF	AF-450-44	<i>E.coli</i>	30.2 kDa	2µg	10µg	\$5,700
Rat GDNF	AF-450-51	<i>E.coli</i>	30.0 kDa	2µg	10µg	\$5,700

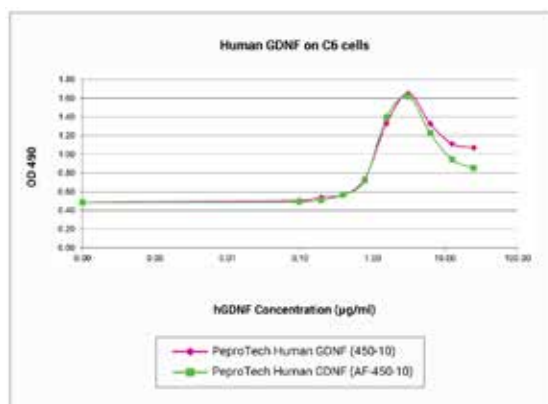
Additional sizes available please inquire

Polyclonal Antibodies - Antigen Affinity Purified

PRODUCT	CATALOG #	SOURCE	APPLICATIONS	Size A	Size B	1mg
				\$195	\$250	
Anti-Human GDNF	500-P81	<i>Rabbit</i>	E, WB	50µg	100µg	\$1,700
Biot. Anti-Human GDNF	500-P81Bt	<i>Rabbit</i>	E, WB	25µg	50µg	\$3,400

Biot. = Biotinylated

Key: I = IHC, E = ELISA, WB = Western blot, N = Neutralization



GLP-1 *Glucagon-Like Peptide 1*

Synonyms: None

RUO Cytokines

PRODUCT	CATALOG #	SOURCE	MW	Size A	Size B	5mg
				\$80	\$195	
Human GLP-1	130-08	<i>E.coli</i>	3.3 kDa	200µg	1mg	\$700

Additional sizes available please inquire

Glu-C

Synonyms: V8 Protease

RUO Cytokines

PRODUCT	CATALOG #	SOURCE	MW	Size A	Size B	1mg
				\$80	\$195	
Staphylococcus Glu-C	450-46	<i>E.coli</i>	28.8 kDa	50µg	250µg	\$600

Additional sizes available please inquire

GM-CSF *Granulocyte-Macrophage Colony-Stimulating Factor*

Synonyms: CSF-2, MGI-1GM, Pluripoietin- α

RUO Cytokines

PRODUCT	CATALOG #	SOURCE	MW	Size A	Size B	1mg
				\$80	\$195	
Human GM-CSF	300-03	<i>E.coli</i>	14.6 kDa	5 μ g	20 μ g	\$3,250
Murine GM-CSF	315-03	<i>E.coli</i>	14.2 kDa	5 μ g	20 μ g	\$3,250
Rat GM-CSF	400-23	<i>E.coli</i>	14.5 kDa	5 μ g	20 μ g	\$3,250

* See page 13 for available Cytokine Packages.

Additional sizes available please inquire

Animal-Free Cytokines

PRODUCT	CATALOG #	SOURCE	MW	Size A	Size B	1mg
				\$95	\$215	
Human GM-CSF	AF-300-03	<i>E.coli</i>	14.6 kDa	5 μ g	20 μ g	\$3,500
Murine GM-CSF	AF-315-03	<i>E.coli</i>	14.2 kDa	5 μ g	20 μ g	\$3,500
Rat GM-CSF	AF-400-23	<i>E.coli</i>	14.5 kDa	5 μ g	20 μ g	\$3,500

* See page 13 for available Cytokine Packages.

Additional sizes available please inquire

Polyclonal Antibodies - Antigen Affinity Purified

PRODUCT	CATALOG #	SOURCE	APPLICATIONS	Size A	Size B	1mg
				\$195	\$250	
Anti-Human GM-CSF	500-P33	<i>Rabbit</i>	I, E, WB, N	50 μ g	100 μ g	\$1,700
Biot. Anti-Human GM-CSF	500-P33Bt	<i>Rabbit</i>	E, WB	25 μ g	50 μ g	\$3,400
Anti-Murine GM-CSF	500-P65	<i>Rabbit</i>	E, WB, N	50 μ g	100 μ g	\$1,700
Biot. Anti-Murine GM-CSF	500-P65Bt	<i>Rabbit</i>	E, WB	25 μ g	50 μ g	\$3,400
Anti-Rat GM-CSF	500-P225	<i>Rabbit</i>	E, WB, N	50 μ g	100 μ g	\$1,700
Biot. Anti-Rat GM-CSF	500-P225Bt	<i>Rabbit</i>	E, WB	25 μ g	50 μ g	\$3,400

Biot. = Biotinylated

Key: I = IHC, E = ELISA, WB = Western blot, N = Neutralization

Standard ELISA Development Kits

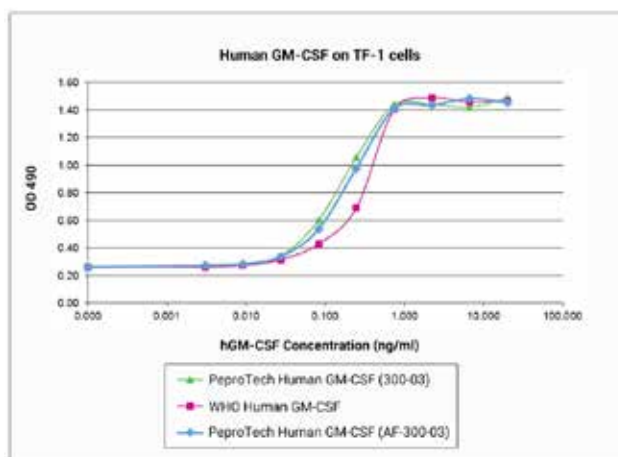
Each kit contains: capture antibody, detection antibody, calibrated standard, and HRP conjugate, sufficient to assay the target cytokine in at least 1000 ELISA plate wells.

Human GM-CSF	ABTS CATALOG # 900-K30	PRICE: \$320
Murine GM-CSF	ABTS CATALOG # 900-K55	PRICE: \$320

Mini ELISA Development Kits

Each kit contains: capture antibody, detection antibody, calibrated standard, and HRP conjugate, sufficient to assay the target cytokine in at least 200 ELISA plate wells.

Human GM-CSF	ABTS CATALOG # 900-M30	PRICE: \$100
Murine GM-CSF	ABTS CATALOG # 900-M55	PRICE: \$100



GMF- β *Glial Maturation Factor beta*

Synonyms: GMFB

RUO Cytokines

PRODUCT	CATALOG #	SOURCE	MW	Size A	Size B	1mg
				\$80	\$195	
Human GMF- β	450-37	<i>E.coli</i>	16.5 kDa	2 μ g	10 μ g	\$5,200

Additional sizes available please inquire

Granzyme B

Synonyms: Cytotoxic Cell Protease 1 (CCP1)

RUO Cytokines

PRODUCT	CATALOG #	SOURCE	MW	Size A	Size B	1mg
				\$80	\$195	
Murine Granzyme B	140-03	<i>Baculovirus</i>	28.9 kDa	2 μ g	10 μ g	\$7,800

Additional sizes available please inquire

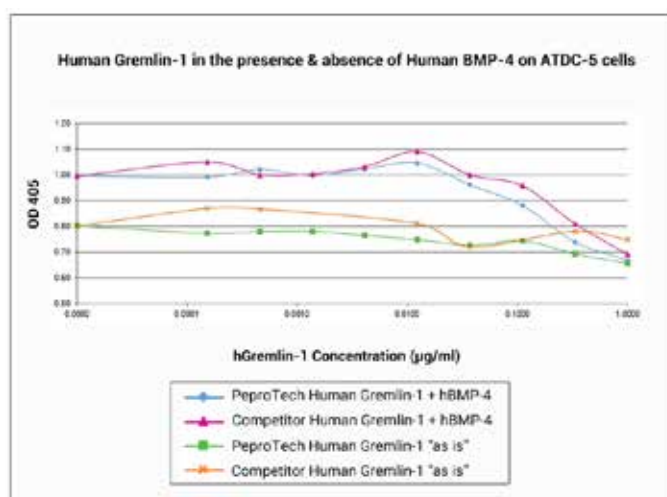
Gremlin-1

Synonyms: CKTSF1B1, DAND2, DRM, IHG-2

RUO Cytokines

PRODUCT	CATALOG #	SOURCE	MW	Size A	Size B	1mg
				\$80	\$195	
Human Gremlin-1	120-42	<i>CHO cells</i>	18.3 kDa	10 μ g	50 μ g	\$1,500

Additional sizes available please inquire



GRO- α , - β , - γ (CXCL1-3) *Growth Regulated Proteins*

Synonyms: GRO- α /MGS α /KC: GRO1, Melanoma Growth Stimulatory Activity α , MGS α , NAP-3, CINC (rat)

GRO- β /MIP-2: GRO2, Melanoma Growth Stimulatory Activity β , MGS β , MIP-2 α

GRO- γ : GRO3, Melanoma Growth Stimulatory Activity γ , MGS γ , MIP-2 β

MIP-2: Macrophage Inflammatory Protein-2

Ruo Cytokines

PRODUCT	CATALOG #	SOURCE	MW	Size A	Size B	1mg
				\$80	\$195	
Human GRO- α /MGS α (CXCL1)	300-11	<i>E.coli</i>	7.8 kDa	5 μ g	25 μ g	\$3,000
Murine KC (CXCL1)	250-11	<i>E.coli</i>	7.8 kDa	5 μ g	20 μ g	\$3,000
Rat GRO/KC (CXCL1)	400-10	<i>E.coli</i>	7.8 kDa	5 μ g	25 μ g	\$3,000
Human GRO- β (CXCL2)	300-39	<i>E.coli</i>	7.9 kDa	2 μ g	10 μ g	\$3,000
Murine MIP-2 (CXCL2)	250-15	<i>E.coli</i>	7.8 kDa	5 μ g	20 μ g	\$3,000
Rat GRO- β /MIP-2 (CXCL2)	400-11	<i>E.coli</i>	7.9 kDa	5 μ g	25 μ g	\$3,000
Viral MIP-2	350-03	<i>E.coli</i>	7.9 kDa	10 μ g	50 μ g	\$1,500
Human GRO- γ (CXCL3)	300-40	<i>E.coli</i>	7.9 kDa	2 μ g	10 μ g	\$3,000

Additional sizes available please inquire

Polyclonal Antibodies - Antigen Affinity Purified

PRODUCT	CATALOG #	SOURCE	APPLICATIONS	Size A	Size B	1mg
				\$195	\$250	
Anti-Human GRO- α /MGS α (CXCL1)	500-P92	<i>Rabbit</i>	I, E, WB, N	50 μ g	100 μ g	\$1,700
Biot. Anti-Human GRO- α /MGS α (CXCL1)	500-P92Bt	<i>Rabbit</i>	E, WB	25 μ g	50 μ g	\$3,400
Anti-Murine KC (CXCL1)	500-P115	<i>Rabbit</i>	E, WB	50 μ g	100 μ g	\$1,700
Biot. Anti-Murine KC (CXCL1)	500-P115Bt	<i>Rabbit</i>	E, WB	25 μ g	50 μ g	\$3,400
Anti-Rat GRO/KC (CXCL1)	500-P74	<i>Rabbit</i>	E, WB, N	50 μ g	100 μ g	\$1,700
Biot. Anti-Rat GRO/KC (CXCL1)	500-P74Bt	<i>Rabbit</i>	E, WB	25 μ g	50 μ g	\$3,400
Anti-Human GRO- β (CXCL2)	500-P104	<i>Rabbit</i>	I, E, WB	50 μ g	100 μ g	\$1,700
Biot. Anti-Human GRO- β (CXCL2)	500-P104Bt	<i>Rabbit</i>	E, WB	25 μ g	50 μ g	\$3,400
Anti-Murine MIP-2 (CXCL2)	500-P130	<i>Rabbit</i>	E, WB, N	50 μ g	100 μ g	\$1,700
Biot. Anti-Murine MIP-2 (CXCL2)	500-P130Bt	<i>Rabbit</i>	E, WB	25 μ g	50 μ g	\$3,400
Anti-Rat GRO- β /MIP-2 (CXCL2)	500-P75	<i>Rabbit</i>	E, WB, N	50 μ g	100 μ g	\$1,700
Biot. Anti-Rat GRO- β /MIP-2 (CXCL2)	500-P75Bt	<i>Rabbit</i>	E, WB	25 μ g	50 μ g	\$3,400
Anti-Human GRO- γ (CXCL3)	500-P105	<i>Rabbit</i>	I, E, WB, N	50 μ g	100 μ g	\$1,700
Biot. Anti-Human GRO- γ (CXCL3)	500-P105Bt	<i>Rabbit</i>	E, WB	25 μ g	50 μ g	\$3,400

Biot. = Biotinylated

Key: I = IHC, E = ELISA, WB = Western blot, N = Neutralization

Standard ELISA Development Kits

Each kit contains: capture antibody, detection antibody, calibrated standard, and HRP conjugate, sufficient to assay the target cytokine in at least 1000 ELISA plate wells.

Human GRO- α /MGS α (CXCL1)	ABTS CATALOG # 900-K38	PRICE: \$320
Human GRO- β (CXCL2)	ABTS CATALOG # 900-K120	PRICE: \$320
Rat GRO/KC (CXCL1)	ABTS CATALOG # 900-K57	PRICE: \$320
Murine KC (CXCL1)	ABTS CATALOG # 900-K127	PRICE: \$320
Murine MIP-2 (CXCL2)	ABTS CATALOG # 900-K152	PRICE: \$320

Mini ELISA Development Kits

Each kit contains: capture antibody, detection antibody, calibrated standard, and HRP conjugate, sufficient to assay the target cytokine in at least 200 ELISA plate wells.

Human GRO- β (CXCL2)	ABTS CATALOG # 900-M120	PRICE: \$100
Murine KC (CXCL1)	ABTS CATALOG # 900-M127	PRICE: \$100
Murine MIP-2 (CXCL2)	ABTS CATALOG # 900-M152	PRICE: \$100

Growth Hormone

Synonyms: Somatotropin, GH, GH-N, Growth Hormone 1, Pituitary growth hormone

RUO Cytokines

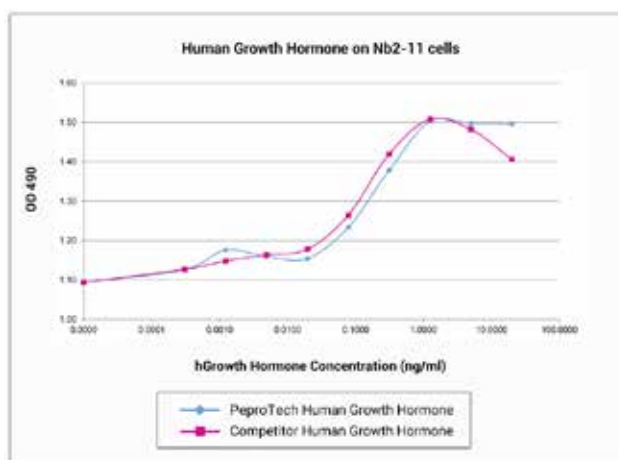
PRODUCT	CATALOG #	SOURCE	MW	Size A \$80	Size B \$195	1mg \$800
Human Growth Hormone	100-40	<i>E.coli</i>	22.3 kDa	10µg	50µg	

Additional sizes available please inquire

Animal-Free Cytokines

PRODUCT	CATALOG #	SOURCE	MW	Size A \$95	Size B \$215	1mg \$850
Human Growth Hormone	AF-100-40	<i>E.coli</i>	22.3 kDa	10µg	50µg	

Additional sizes available please inquire



HB-EGF Heparin-Binding EGF-like growth factor

Synonyms: HBEGF, Diphtheria Toxin Receptor (DTR)

RUO Cytokines

PRODUCT	CATALOG #	SOURCE	MW	Size A \$80	Size B \$195	1mg \$1,500
Human HB-EGF	100-47	<i>E.coli</i>	9.7 kDa	10µg	50µg	
Murine HB-EGF	315-35	<i>E.coli</i>	9.8 kDa	10µg	50µg	

Additional sizes available please inquire

HCC-1(CCL14) Hemofiltrate CC Chemokine-1

Synonyms: HCC-1/HCC-3, NCC-2

RUO Cytokines

PRODUCT	CATALOG #	SOURCE	MW	Size A \$80	Size B \$195	1mg \$3,000
Human HCC-1 (CCL14)(66 a.a.)	300-38B	<i>E.coli</i>	7.8 kDa	2µg	10µg	
Human HCC-1 (CCL14)(72 a.a.)	300-38	<i>E.coli</i>	8.4 kDa	2µg	10µg	

Additional sizes available please inquire

Polyclonal Antibodies - Antigen Affinity Purified

PRODUCT	CATALOG #	SOURCE	APPLICATIONS	Size A \$195	Size B \$250	1mg \$3,400
Anti-Human HCC-1 (CCL14)	500-P106	<i>Rabbit</i>	I, E, WB	50µg	100µg	
Biot. Anti-Human HCC-1 (CCL14)	500-P106Bt	<i>Rabbit</i>	E, WB	25µg	50µg	

Biot. = Biotinylated

Key: I = IHC, E = ELISA, WB = Western blot, N = Neutralization

Heregulin β -1

Synonyms: HRG, Neuregulin1 (NRG1- β 1), HRG1- β 1, Breast cancer cell differentiation factor p45, ARIA (Acetylcholine Receptor Inducing Activity), glial growth factor, Neu differentiation factor (rat)

RUO Cytokines

PRODUCT	CATALOG #	SOURCE	MW	Size A	Size B	1mg
				\$80	\$195	
Human Heregulin β -1	100-03	<i>E.coli</i>	7.5 kDa	10 μ g	50 μ g	\$1,500

Additional sizes available please inquire

Animal-Free Cytokines

PRODUCT	CATALOG #	SOURCE	MW	Size A	Size B	1mg
				\$95	\$215	
Human Heregulin β -1	AF-100-03	<i>E.coli</i>	7.5 kDa	10 μ g	50 μ g	\$1,650

Additional sizes available please inquire

Polyclonal Antibodies - Antigen Affinity Purified

PRODUCT	CATALOG #	SOURCE	APPLICATIONS	Size A	Size B	1mg
				\$195	\$250	
Anti-Human Heregulin β -1	500-P288	<i>Rabbit</i>	I, E, WB, N	50 μ g	100 μ g	\$1,700
Biot. Anti-Human Heregulin β -1	500-P288Bt	<i>Rabbit</i>	E, WB	25 μ g	50 μ g	\$3,400

Biot. = Biotinylated

Key: I = IHC, E = ELISA, WB = Western blot, N = Neutralization

Standard ELISA Development Kits

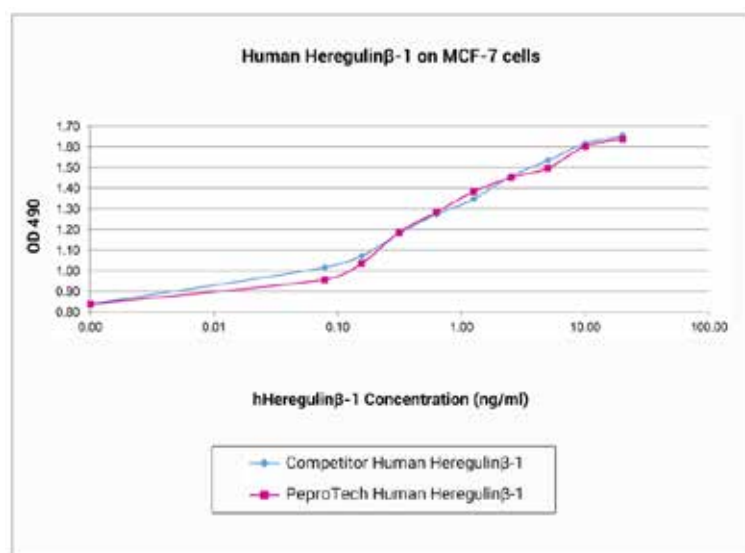
Each kit contains: capture antibody, detection antibody, calibrated standard, and HRP conjugate, sufficient to assay the target cytokine in at least 1000 ELISA plate wells.

Human Heregulin β -1	ABTS CATALOG #	900-K316	PRICE: \$320
----------------------------	----------------	----------	--------------

Mini ELISA Development Kits

Each kit contains: capture antibody, detection antibody, calibrated standard, and HRP conjugate, sufficient to assay the target cytokine in at least 200 ELISA plate wells.

Human Heregulin β -1	ABTS CATALOG #	900-M316	PRICE: \$100
----------------------------	----------------	----------	--------------




HGF *Hepatocyte Growth Factor*

Synonyms: Scatter Factor (SF), Hepatopoietin (HPTA)

RUO Cytokines

PRODUCT	CATALOG #	SOURCE	MW	Size A		Size B	1mg
				\$80	\$195		
Human HGF	100-39	<i>Insect cells</i>	80.0 kDa	2µg	10µg		\$4,800
Human HGF	100-39H	<i>HEK293 cells</i>	79.4 kDa	5µg	25µg		\$3,000
Murine HGF	315-23	<i>Insect cells</i>	79.3 kDa	5µg	20µg		\$3,900

Additional sizes available please inquire



HPRG *Histidine-Proline-Rich Glycoprotein*

Synonyms: Histidine-rich glycoprotein (HRG), HRGP, THPH11

RUO Cytokines

PRODUCT	CATALOG #	SOURCE	MW	Size A		Size B	1mg
				\$80	\$195		
Human HPRG	100-60	<i>CHO cells</i>	57.7 kDa	5µg	25µg		\$3,000

Additional sizes available please inquire

HVEM-Fc

Synonyms: TNFSFR14, HVEM, ATAR, TR2, HveA, CD270

RUO Cytokines

PRODUCT	CATALOG #	SOURCE	MW	Size A		Size B	1mg
				\$80	\$195		
Human HVEM-Fc	310-27	<i>Insect cells</i>	41.4 kDa	20µg	100µg		\$1,100

Additional sizes available please inquire

I-309 (CCL1)

Synonyms: TCA-3

RUO Cytokines

PRODUCT	CATALOG #	SOURCE	MW	Size A		Size B	1mg
				\$80	\$195		
Human I-309 (CCL1)	300-37	<i>E.coli</i>	8.5 kDa	2µg	10µg		\$3,000

Additional sizes available please inquire

Polyclonal Antibodies - Antigen Affinity Purified

PRODUCT	CATALOG #	SOURCE	APPLICATIONS	Size A		Size B	1mg
				\$195	\$250		
Anti-Human I-309 (CCL1)	500-P110	<i>Rabbit</i>	I, E, WB	50µg	100µg		\$1,700
Biot. Anti-Human I-309 (CCL1)	500-P110Bt	<i>Rabbit</i>	E, WB	25µg	50µg		\$3,400

Biot. = Biotinylated

Key: I = IHC, E = ELISA, WB = Western blot, N = Neutralization

ICAM-1 *Intercellular Adhesion Molecule 1*

Synonyms: Major group rhinovirus receptor, CD54 antigen

RUO Cytokines

PRODUCT	CATALOG #	SOURCE	MW	Size A \$80	Size B \$195	1mg
Human ICAM-1	150-05	<i>CHO cells</i>	49.5 kDa	10µg	50µg	\$1,500

Additional sizes available please inquire

Polyclonal Antibodies - Antigen Affinity Purified

PRODUCT	CATALOG #	SOURCE	APPLICATIONS	Size A \$195.00	Size B \$250.00	1mg
Anti-Human ICAM-1	500-P287	<i>Rabbit</i>	I, E, WB, N	50µg	100µg	\$1,700
Biot. Anti-Human ICAM-1	500-P287Bt	<i>Rabbit</i>	E, WB	25µg	50µg	\$3,400

Biot. = Biotinylated Key: I = IHC, E = ELISA, WB = Western blot, N = Neutralization

Standard ELISA Development Kits

Each kit contains: capture antibody, detection antibody, calibrated standard, and HRP conjugate, sufficient to assay the target cytokine in at least 1000 ELISA plate wells.

Human ICAM-1	ABTS CATALOG # 900-K464	PRICE: \$320
--------------	--------------------------------	---------------------

Mini ELISA Development Kits

Each kit contains: capture antibody, detection antibody, calibrated standard, and HRP conjugate, sufficient to assay the target cytokine in at least 200 ELISA plate wells.

Human ICAM-1	ABTS CATALOG # 900-M464	PRICE: \$100
--------------	--------------------------------	---------------------

ICOS Fc

Synonyms: Inducible T-cell costimulator, CD278, Activation-inducible lymphocyte immunomediatory molecule (AILIM), CRP-1, CVID1

RUO Cytokines

PRODUCT	CATALOG #	SOURCE	MW	Size A \$80	Size B \$195	1mg
Human ICOS Fc	310-39	<i>CHO cells</i>	42.0 kDa	10µg	50µg	\$1,500

Additional sizes available please inquire

IFN-β *Interferon-beta*

Synonyms: Fibroblast Interferon, IFNB1, Type I interferon

RUO Cytokines

PRODUCT	CATALOG #	SOURCE	MW	Size A \$80	Size B \$195	1mg
Human IFN-β	300-02BC	<i>CHO cells</i>	20.0 kDa	5µg	20µg	\$3,900

Additional sizes available please inquire

Animal-Free Cytokines

PRODUCT	CATALOG #	SOURCE	MW	Size A \$95	Size B \$215	1mg
Human IFN-β	AF-300-02B	<i>E.coli</i>	20.0 kDa	5µg	20µg	\$3,300

Additional sizes available please inquire

Polyclonal Antibodies - Antigen Affinity Purified

PRODUCT	CATALOG #	SOURCE	APPLICATIONS	Size A \$195	Size B \$250	1mg
Anti-Human IFN-β	500-P32B	<i>Rabbit</i>	I, E, WB, N	50µg	100µg	\$1,700
Biot. Anti-Human IFN-β	500-P32BBt	<i>Rabbit</i>	E, WB	25µg	50µg	\$3,400

Biot. = Biotinylated Key: I = IHC, E = ELISA, WB = Western blot, N = Neutralization

IFN- γ Interferon-gamma

Synonyms: Immune Interferon, Type II interferon, T-cell interferon, MAF

RUO Cytokines

PRODUCT	CATALOG #	SOURCE	MW	Size A	Size B	1mg
				\$80	\$195	
Human IFN- γ	300-02	<i>E.coli</i>	16.8 kDa	20 μ g	100 μ g	\$1,100
Murine IFN- γ	315-05	<i>E.coli</i>	15.6 kDa	20 μ g	100 μ g	\$1,100
Rat IFN- γ	400-20	<i>E.coli</i>	15.6 kDa	20 μ g	100 μ g	\$1,100

Additional sizes available please inquire

Animal-Free Cytokines

PRODUCT	CATALOG #	SOURCE	MW	Size A	Size B	1mg
				\$95	\$215	
Human IFN- γ	AF-300-02	<i>E.coli</i>	16.8 kDa	20 μ g	100 μ g	\$1,200
Murine IFN- γ	AF-315-05	<i>E.coli</i>	15.6 kDa	20 μ g	100 μ g	\$1,200

Additional sizes available please inquire

Polyclonal Antibodies - Antigen Affinity Purified

PRODUCT	CATALOG #	SOURCE	APPLICATIONS	Size A	Size B	1mg
				\$195	\$250	
Anti-Human IFN- γ	500-P32	<i>Rabbit</i>	I, E, WB, N	50 μ g	100 μ g	\$1,700
Biot. Anti-Human IFN- γ	500-P32Bt	<i>Rabbit</i>	E, WB	25 μ g	50 μ g	\$3,400
Anti-Murine IFN- γ	500-P119	<i>Rabbit</i>	E, WB, N	50 μ g	100 μ g	\$1,700
Biot. Anti-Murine IFN- γ	500-P119Bt	<i>Rabbit</i>	E, WB	25 μ g	50 μ g	\$3,400
Anti-Rat IFN- γ	500-P122	<i>Rabbit</i>	I, E, WB	50 μ g	100 μ g	\$1,700
Biot. Anti-Rat IFN- γ	500-P122Bt	<i>Rabbit</i>	E, WB	25 μ g	50 μ g	\$3,400
Anti-Rat IFN- γ	500-P122G	<i>Goat</i>	E, WB, N	50 μ g	100 μ g	\$1,700
Biot. Anti-Rat IFN- γ	500-P122GBt	<i>Goat</i>	E, WB	25 μ g	50 μ g	\$3,400

Biot. = Biotinylated

Key: I = IHC, E = ELISA, WB = Western blot, N = Neutralization

Monoclonal Antibodies

PRODUCT	CATALOG #	SOURCE	APPLICATIONS	Size	PRICE
Anti-human IFN- γ	500-M90	<i>Mouse</i>	E, WB	500 μ g	\$150

Key: I = IHC, E = ELISA, WB = Western blot, N = Neutralization

Standard ELISA Development Kits

Each kit contains: capture antibody, detection antibody, calibrated standard, and HRP conjugate, sufficient to assay the target cytokine in at least 1000 ELISA plate wells.

Human IFN- γ	ABTS CATALOG # 900-K27	PRICE: \$320
Human IFN- γ	TMB CATALOG # 900-T27	PRICE: \$320
Murine IFN- γ	ABTS CATALOG # 900-K98	PRICE: \$320
Murine IFN- γ	TMB CATALOG # 900-T98	PRICE: \$320
Rat IFN- γ	ABTS CATALOG # 900-K109	PRICE: \$320

Mini ELISA Development Kits

Each kit contains: capture antibody, detection antibody, calibrated standard, and HRP conjugate, sufficient to assay the target cytokine in at least 200 ELISA plate wells.

Human IFN- γ	ABTS CATALOG # 900-M27	PRICE: \$100
Human IFN- γ	TMB CATALOG # 900-TM27	PRICE: \$100
Murine IFN- γ	ABTS CATALOG # 900-M98	PRICE: \$100
Murine IFN- γ	TMB CATALOG # 900-TM98	PRICE: \$100
Rat IFN- γ	ABTS CATALOG # 900-M109	PRICE: \$100

continued on next page...

IFN- λ 1, - λ 2 *Interferon-lambda 1, 2*

Synonyms: IFN- λ 1: IL-29; IFN- λ 2: IL-28A

RUO Cytokines

PRODUCT	CATALOG #	SOURCE	MW	Size A	Size B	1mg
				\$80	\$195	
Human IFN- λ 1	300-02L	<i>E.coli</i>	19.8 kDa	5 μ g	20 μ g	\$3,000
Human IFN- λ 2	300-02K	<i>E.coli</i>	19.6 kDa	5 μ g	20 μ g	\$3,000
Murine IFN- λ 2	250-33	<i>E.coli</i>	19.8 kDa	5 μ g	20 μ g	\$3,000

Additional sizes available please inquire

Animal-Free Cytokines

PRODUCT	CATALOG #	SOURCE	MW	Size A	Size B	1mg
				\$95	\$215	
Human IFN- λ 1	AF-300-02L	<i>E.coli</i>	19.8 kDa	5 μ g	20 μ g	\$3,300

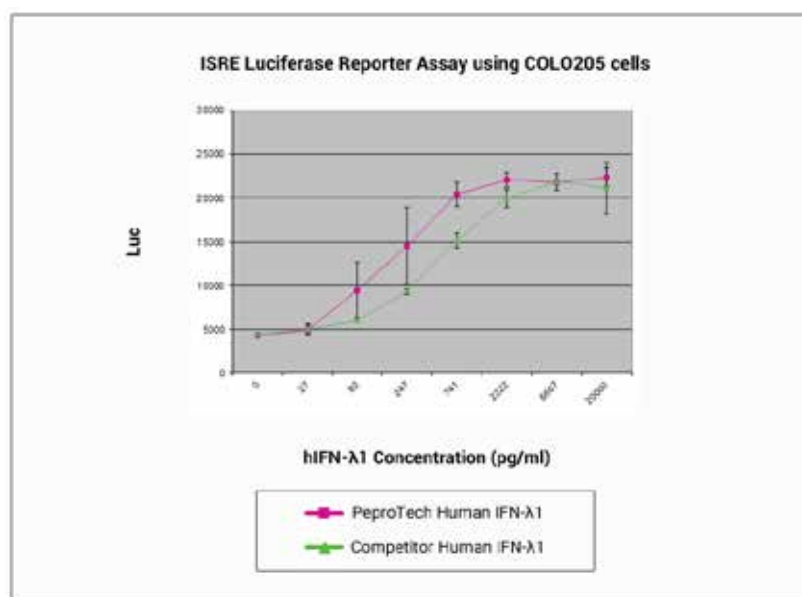
Additional sizes available please inquire

Polyclonal Antibodies - Antigen Affinity Purified

PRODUCT	CATALOG #	SOURCE	APPLICATIONS	Size A	Size B	1mg
				\$195	\$250	
Anti-Human IFN- λ 2	500-P247	Rabbit	I, E, WB	50 μ g	100 μ g	\$1,700
Biot. Anti-Human IFN- λ 2	500-P247Bt	Rabbit	E, WB	25 μ g	50 μ g	\$3,400

Biot. = Biotinylated

Key: I = IHC, E = ELISA, WB = Western blot, N = Neutralization



IFN- ω *Interferon-omega*

Synonyms: IFN alpha II-1, IFNW1

RUO Cytokines

PRODUCT	CATALOG #	SOURCE	MW	Size A	Size B	5mg
				\$80	\$195	
Human IFN- ω	300-02J	<i>E.coli</i>	19.9 kDa	20 μ g	100 μ g	\$1,100

Additional sizes available please inquire

IGF-I, IGF-I LR3 and IGF-II *Insulin-like Growth Factors I and II*

Synonyms: **IGF-I:** Somatomedin C, IGF-IA; **IGF-I LR3:** Long R3 IGF-I, Somatomedin C, IGF-IA **IGF-II:** Somatomedin A

RUO Cytokines

PRODUCT	CATALOG #	SOURCE	MW	Size A	Size B	1mg
				\$80	\$195	
Human IGF-I	100-11	<i>E.coli</i>	7.6 kDa	100µg	500µg	\$250
Murine IGF-I	250-19	<i>E.coli</i>	7.6 kDa	10µg	50µg	\$1,400
Human IGF-I LR3	100-11R3	<i>E.coli</i>	9.1 kDa	200µg	1mg	\$195
Human IGF-II	100-12	<i>E.coli</i>	7.5 kDa	10µg	50µg	\$1,400

Additional sizes available please inquire

Animal-Free Cytokines

PRODUCT	CATALOG #	SOURCE	MW	Size A	Size B	1mg
				\$95	\$215	
Human IGF-I	AF-100-11	<i>E.coli</i>	7.6 kDa	100µg	500µg	\$275
Human IGF-I LR3	AF-100-11R3	<i>E.coli</i>	9.1 kDa	200µg	1mg	\$215
Human IGF-II	AF-100-12	<i>E.coli</i>	7.5 kDa	10µg	50µg	\$1,650

Additional sizes available please inquire

Polyclonal Antibodies - Antigen Affinity Purified

PRODUCT	CATALOG #	SOURCE	APPLICATIONS	Size A	Size B	1mg
				\$195	\$250	
Anti-Human IGF-I	500-P11	<i>Rabbit</i>	I, E, WB, N	50µg	100µg	\$1,700
Biot. Anti-Human IGF-I	500-P11Bt	<i>Rabbit</i>	E, WB	25µg	50µg	\$3,400
Anti-Murine IGF-I	500-P157G	<i>Goat</i>	E, WB, N	50µg	100µg	\$1,700
Biot. Anti-Murine IGF-I	500-P157GBt	<i>Goat</i>	E, WB	25µg	50µg	\$3,400
Anti-Human IGF-II	500-P12	<i>Rabbit</i>	I, E, WB, N	50µg	100µg	\$1,700
Biot. Anti-Human IGF-II	500-P12Bt	<i>Rabbit</i>	E, WB	25µg	50µg	\$3,400

Biot. = Biotinylated

Key: I = IHC, E = ELISA, WB = Western blot, N = Neutralization

Standard ELISA Development Kits

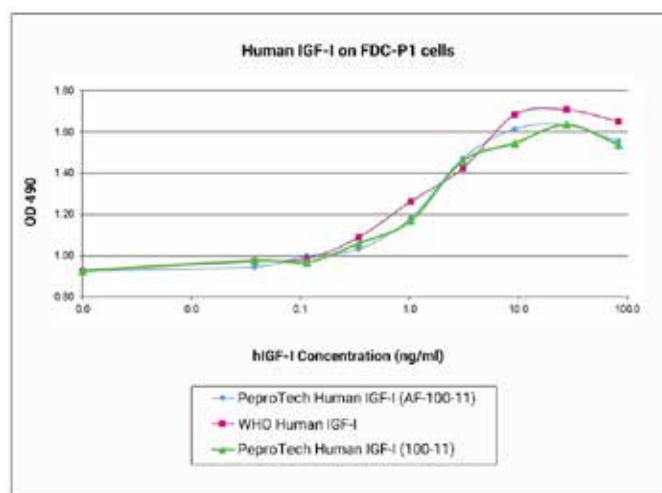
Each kit contains: capture antibody, detection antibody, calibrated standard, and HRP conjugate, sufficient to assay the target cytokine in at least 1000 ELISA plate wells.

Murine IGF-I	ABTS CATALOG # 900-K170	PRICE: \$320
--------------	-------------------------	--------------

Mini ELISA Development Kits

Each kit contains: capture antibody, detection antibody, calibrated standard, and HRP conjugate, sufficient to assay the target cytokine in at least 200 ELISA plate wells

Murine IGF-I	ABTS CATALOG # 900-M170	PRICE: \$100
--------------	-------------------------	--------------



IGF-BP *Insulin-like Growth Factor-Binding Proteins 1-7*

Synonyms: IGF-BP1: IBP-1, Placenta Protein 12 (PP12)

IGF-BP2: IBP-2

IGF-BP3: IBP-3, Growth-hormone-dependent binding protein

IGF-BP4: IBP-4, HT29-IGF-BP, colon cancer cell growth inhibitor

IGF-BP5: IBP-5

IGF-BP6: IBP-6

IGF-BP7: IBP-7, Mac25, IGF binding protein-related protein-1 (IGFBP-rP1)

RUO Cytokines

PRODUCT	CATALOG #	SOURCE	MW	Size A	Size B	1mg
				\$80	\$195	
Human IGF-BP1	350-10	<i>E.coli</i>	25.4 kDa	5µg	25µg	\$3,000
Human IGF-BP2	350-06B	<i>Insect cells</i>	31.5 kDa	5µg	20µg	\$5,200
Human IGF-BP3	100-08	<i>E.coli</i>	28.8 kDa	5µg	25µg	\$3,000
Human IGF-BP4	350-05B	<i>Insect cells</i>	25.7kDa	5µg	20µg	\$5,200
Human IGF-BP5	100-05	<i>E.coli</i>	28.6 kDa	5µg	25µg	\$3,000
Human IGF-BP6	350-07B	<i>Insect cells</i>	22.3 kDa	5µg	20µg	\$5,200
Human IGF-BP7	350-09	<i>E.coli</i>	26.4 kDa	5µg	25µg	\$3,000

Additional sizes available please inquire

Animal-Free Cytokines

PRODUCT	CATALOG #	SOURCE	MW	Size A	Size B	1mg
				\$95	\$215	
Human IGF-BP3	AF-100-08	<i>E.coli</i>	28.8 kDa	5µg	25µg	\$3,300
Human IGF-BP7	AF-350-09	<i>E.coli</i>	26.4 kDa	5µg	25µg	\$3,300

Additional sizes available please inquire

Polyclonal Antibodies - Antigen Affinity Purified

PRODUCT	CATALOG #	SOURCE	APPLICATIONS	Size A	Size B	1mg
				\$195	\$250	
Anti-Human IGF-BP1	500-P228	<i>Rabbit</i>	I, E, WB	50µg	100µg	\$1,700
Biot. Anti-Human IGF-BP1	500-P228Bt	<i>Rabbit</i>	E, WB	25µg	50µg	\$3,400
Anti-Human IGF-BP3	500-P230	<i>Rabbit</i>	I, E, WB	50µg	100µg	\$1,700
Biot. Anti-Human IGF-BP3	500-P230Bt	<i>Rabbit</i>	E, WB	25µg	50µg	\$3,400
Anti-Human IGF-BP5	500-P232	<i>Rabbit</i>	I, E, WB	50µg	100µg	\$1,700
Biot. Anti-Human IGF-BP5	500-P232Bt	<i>Rabbit</i>	E, WB	25µg	50µg	\$3,400
Anti-Human IGF-BP7	500-P234	<i>Rabbit</i>	I, E, WB	50µg	100µg	\$1,700
Biot. Anti-Human IGF-BP7	500-P234Bt	<i>Rabbit</i>	E, WB	25µg	50µg	\$3,400

Biot. = Biotinylated

Key: I = IHC, E = ELISA, WB = Western blot, N = Neutralization

Standard ELISA Development Kits

Each kit contains: capture antibody, detection antibody, calibrated standard, and HRP conjugate, sufficient to assay the target cytokine in at least 1000 ELISA plate wells.

Human IGF-BP1	ABTS CATALOG # 900-K315	PRICE: \$320
---------------	-------------------------	--------------

Mini ELISA Development Kits

Each kit contains: capture antibody, detection antibody, calibrated standard, and HRP conjugate, sufficient to assay the target cytokine in at least 200 ELISA plate wells

Human IGF-BP1	ABTS CATALOG # 900-M315	PRICE: \$100
---------------	-------------------------	--------------

IL-1 α Interleukin-1alpha

Synonyms: Hematopoietin-1, Lymphocyte-Activating Factor (LAF), Endogenous Pyrogen (EP), Leukocyte Endogenous Mediator (LEM), Mononuclear Cell Factor (MCF)

RUO Cytokines

PRODUCT	CATALOG #	SOURCE	MW	Size A	Size B	1mg
				\$80	\$195	
Human IL-1 α	200-01A	<i>E.coli</i>	18.0 kDa	2 μ g	10 μ g	\$3,900
Murine IL-1 α	211-11A	<i>E.coli</i>	17.9 kDa	2 μ g	10 μ g	\$3,900
Rat IL-1 α	400-01A	<i>E.coli</i>	17.7 kDa	2 μ g	10 μ g	\$5,200

Additional sizes available please inquire

Animal-Free Cytokines

PRODUCT	CATALOG #	SOURCE	MW	Size A	Size B	1mg
				\$95	\$215	
Human IL-1 α	AF-200-01A	<i>E.coli</i>	18.0 kDa	2 μ g	10 μ g	\$4,300

Additional sizes available please inquire

Polyclonal Antibodies - Antigen Affinity Purified

PRODUCT	CATALOG #	SOURCE	APPLICATIONS	Size A	Size B	1mg
				\$195	\$250	
Anti-Human IL-1 α	500-P21A	<i>Rabbit</i>	E, WB, N	50 μ g	100 μ g	\$1,700
Biot. Anti-Human IL-1 α	500-P21ABt	<i>Rabbit</i>	E, WB	25 μ g	50 μ g	\$3,400
Anti-Murine IL-1 α	500-P51A	<i>Rabbit</i>	I, E, WB, N	50 μ g	100 μ g	\$1,700
Biot. Anti-Murine IL-1 α	500-P51ABt	<i>Rabbit</i>	E, WB,	25 μ g	50 μ g	\$3,400
Anti-Rat IL-1 α	500-P180G	<i>Goat</i>	I, E, WB, N	50 μ g	100 μ g	\$1,700
Biot. Anti-Rat IL-1 α	500-P180GBt	<i>Goat</i>	E, WB	25 μ g	50 μ g	\$3,400

Biot. = Biotinylated

Key: I = IHC, E = ELISA, WB = Western blot, N = Neutralization

Standard ELISA Development Kits

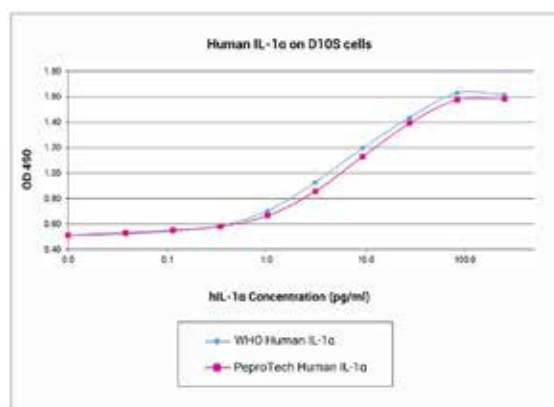
Each kit contains: capture antibody, detection antibody, calibrated standard, and HRP conjugate, sufficient to assay the target cytokine in at least 1000 ELISA plate wells.

Human IL-1 α	ABTS CATALOG # 900-K11	PRICE: \$320
Human IL-1 α	TMB CATALOG # 900-T11	PRICE: \$320
Murine IL-1 α	ABTS CATALOG # 900-K82	PRICE: \$320
Rat IL-1 α	ABTS CATALOG # 900-K204	PRICE: \$320

Mini ELISA Development Kits

Each kit contains: capture antibody, detection antibody, calibrated standard, and HRP conjugate, sufficient to assay the target cytokine in at least 200 ELISA plate wells

Human IL-1 α	ABTS CATALOG # 900-M11	PRICE: \$100
Human IL-1 α	TMB CATALOG # 900-TM11	PRICE: \$100
Murine IL-1 α	ABTS CATALOG # 900-M82	PRICE: \$100



IL-1 β Interleukin-1beta

Synonyms: Catabolin, Lymphocyte-Activating Factor (LAF), Endogenous Pyrogen (EP), Leukocyte Endogenous Mediator (LEM), Mononuclear Cell Factor (MCF)

RUO Cytokines

PRODUCT	CATALOG #	SOURCE	MW	Size A		1mg
				\$80	\$195	
Human IL-1 β	200-01B	<i>E.coli</i>	17.3 kDa	2 μ g	10 μ g	\$3,900
Murine IL-1 β	211-11B	<i>E.coli</i>	17.5 kDa	2 μ g	10 μ g	\$3,900
Rat IL-1 β	400-01B	<i>E.coli</i>	17.4 kDa	2 μ g	10 μ g	\$5,200

Additional sizes available please inquire

Animal-Free Cytokines

PRODUCT	CATALOG #	SOURCE	MW	Size A		1mg
				\$95	\$215	
Human IL-1 β	AF-200-01B	<i>E.coli</i>	17.3 kDa	2 μ g	10 μ g	\$4,300
Murine IL-1 β	AF-211-11B	<i>E.coli</i>	17.5 kDa	2 μ g	10 μ g	\$4,300

Additional sizes available please inquire

Polyclonal Antibodies - Antigen Affinity Purified

PRODUCT	CATALOG #	SOURCE	APPLICATIONS	Size A		1mg
				\$195	\$250	
Anti-Human IL-1 β	500-P21BG	Goat	E, WB, N	50 μ g	100 μ g	\$1,700
Biot. Anti-Human IL-1 β	500-P21BGBT	Goat	E, WB	25 μ g	50 μ g	\$3,400
Anti-Murine IL-1 β	500-P51	Rabbit	I, E, WB, N	50 μ g	100 μ g	\$1,700
Biot. Anti-Murine IL-1 β	500-P51Bt	Rabbit	E, WB	25 μ g	50 μ g	\$3,400
Anti-Rat IL-1 β	500-P80	Rabbit	E, WB, N	50 μ g	100 μ g	\$1,700
Biot. Anti-Rat IL-1 β	500-P80Bt	Rabbit	E, WB	25 μ g	50 μ g	\$3,400

Biot. = Biotinylated

Key: I = IHC, E = ELISA, WB = Western blot, N = Neutralization

Standard ELISA Development Kits

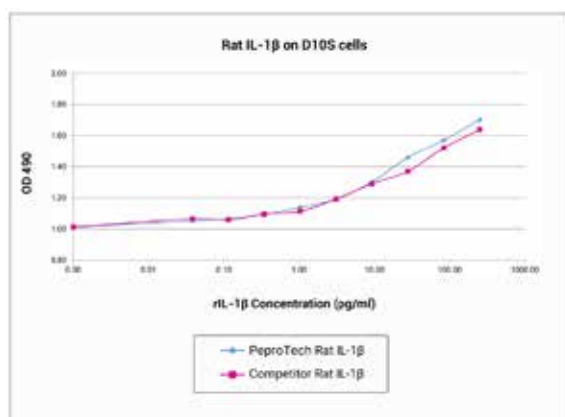
Each kit contains: capture antibody, detection antibody, calibrated standard, and HRP conjugate, sufficient to assay the target cytokine in at least 1000 ELISA plate wells.

Human IL-1 β	ABTS CATALOG # 900-K95	PRICE: \$320
Human IL-1 β	TMB CATALOG # 900-T95	PRICE: \$320
Murine IL-1 β	ABTS CATALOG # 900-K47	PRICE: \$320
Rat IL-1 β	ABTS CATALOG # 900-K91	PRICE: \$320

Mini ELISA Development Kits

Each kit contains: capture antibody, detection antibody, calibrated standard, and HRP conjugate, sufficient to assay the target cytokine in at least 200 ELISA plate wells

Human IL-1 β	TMB CATALOG # 900-TM95	PRICE: \$100
Murine IL-1 β	ABTS CATALOG # 900-M47	PRICE: \$100
Rat IL-1 β	ABTS CATALOG # 900-M91	PRICE: \$100



IL-1RA *Interleukin-1 Receptor Antagonist*

Synonyms: ICIL-1RA, IRAP, IL-1RN

RUO Cytokines

PRODUCT	CATALOG #	SOURCE	MW	Size A	Size B	1mg
				\$80	\$195	
Human IL-1RA	200-01RA	<i>E.coli</i>	17.2 kDa	20µg	100µg	\$1,100

Additional sizes available please inquire

Animal-Free Cytokines

PRODUCT	CATALOG #	SOURCE	MW	Size A	Size B	1mg
				\$95	\$215	
Human IL-1RA	AF-200-01RA	<i>E.coli</i>	17.2 kDa	20µg	100µg	\$1,200

Additional sizes available please inquire

Polyclonal Antibodies - Antigen Affinity Purified

PRODUCT	CATALOG #	SOURCE	APPLICATIONS	Size A	Size B	1mg
				\$195	\$250	
Anti-Human IL-1RA	500-P209	<i>Rabbit</i>	E, WB, N	50µg	100µg	\$1,700
Biot. Anti-Human IL-1RA	500-P209Bt	<i>Rabbit</i>	E, WB	25µg	50µg	\$3,400

Biot. = Biotinylated

Key: I = IHC, E = ELISA, WB = Western blot, N = Neutralization

Standard ELISA Development Kits

Each kit contains: capture antibody, detection antibody, calibrated standard, and HRP conjugate, sufficient to assay the target cytokine in at least 1000 ELISA plate wells.

Human IL-1RA	ABTS CATALOG #	900-K474	PRICE: \$320
--------------	----------------	----------	--------------

Mini ELISA Development Kits

Each kit contains: capture antibody, detection antibody, calibrated standard, and HRP conjugate, sufficient to assay the target cytokine in at least 200 ELISA plate wells.

Human IL-1RA	ABTS CATALOG #	900-M474	PRICE: \$100
--------------	----------------	----------	--------------

IL-2 *Interleukin-2*

Synonyms: T-cell Growth Factor (TCGF), Aldesleukin

RUO Cytokines

PRODUCT	CATALOG #	SOURCE	MW	Size A	Size B	1mg
				\$80	\$195	
Human IL-2	200-02	<i>E.coli</i>	15.5 kDa	10µg	50µg	\$800
Murine IL-2	212-12	<i>E.coli</i>	17.2 kDa	5µg	20µg	\$2,800
Rat IL-2	400-02	<i>E.coli</i>	15.3 kDa	5µg	20µg	\$2,800

Additional sizes available please inquire

Animal-Free Cytokines

PRODUCT	CATALOG #	SOURCE	MW	Size A	Size B	1mg
				\$95	\$215	
Human IL-2	AF-200-02	<i>E.coli</i>	15.5 kDa	10µg	50µg	\$850
Murine IL-2	AF-212-12	<i>E.coli</i>	17.2 kDa	5µg	20µg	\$3,100
Rat IL-2	AF-400-02	<i>E.coli</i>	15.3 kDa	5µg	20µg	\$3,100

Additional sizes available please inquire

IL- 2 continued on next page...

IL-2 Interleukin-2 (Continued)

Polyclonal Antibodies - Antigen Affinity Purified

PRODUCT	CATALOG #	SOURCE	APPLICATIONS	Size A	Size B	1mg
				\$195	\$250	
Anti-Human IL-2	500-P22	Rabbit	I, E, WB, N	50µg	100µg	\$1,700
Biot. Anti-Human IL-2	500-P22Bt	Rabbit	E, WB	25µg	50µg	\$3,400
Anti-Human IL-2	500-P22G	Goat	I, E, WB, N	50µg	100µg	\$1,700
Biot. Anti-Human IL-2	500-P22GBt	Goat	E, WB	25µg	50µg	\$3,400
Anti-Murine IL-2	500-P111	Rabbit	E, WB, N	50µg	100µg	\$1,700
Biot. Anti-Murine IL-2	500-P111Bt	Rabbit	E, WB	25µg	50µg	\$3,400
Anti-Rat IL-2	500-P274	Rabbit	E, WB	50µg	100µg	\$1,700
Biot. Anti-Rat IL-2	500-P274Bt	Rabbit	E, WB	25µg	50µg	\$3,400

Biot. = Biotinylated

Key: I = IHC, E = ELISA, WB = Western blot, N = Neutralization

Monoclonal Antibodies

PRODUCT	CATALOG #	SOURCE	APPLICATIONS	Size	PRICE
Anti-Human IL-2	500-M02	Mouse	I, E, WB	500µg	\$150
Anti-Murine IL-2	500-M127	Rat	E, WB, N	500µg	\$150
Anti-Rat IL-2	500-M129	Mouse	E, WB	500µg	\$150

Key: I = IHC, E = ELISA, WB = Western blot, N = Neutralization

Standard ELISA Development Kits

Each kit contains: capture antibody, detection antibody, calibrated standard, and HRP conjugate, sufficient to assay the target cytokine in at least 1000 ELISA plate wells.

Human IL-2	ABTS CATALOG # 900-K12	PRICE: \$320
Human IL-2	TMB CATALOG # 900-T12	PRICE: \$320
Murine IL-2	ABTS CATALOG # 900-K108	PRICE: \$320
Murine IL-2	TMB CATALOG # 900-T108	PRICE: \$320
Rat IL-2	ABTS CATALOG # 900-K205	PRICE: \$320

Mini ELISA Development Kits

Each kit contains: capture antibody, detection antibody, calibrated standard, and HRP conjugate, sufficient to assay the target cytokine in at least 200 ELISA plate wells.

Human IL-2	ABTS CATALOG # 900-M12	PRICE: \$100
Human IL-2	TMB CATALOG # 900-TM12	PRICE: \$100
Murine IL-2	ABTS CATALOG # 900-M108	PRICE: \$100
Murine IL-2	TMB CATALOG # 900-TM108	PRICE: \$100
Rat IL-2	ABTS CATALOG # 900-M205	PRICE: \$100

sIL-2 Receptor α soluble Interleukin-2 Receptor alpha

Synonyms: soluble Interleukin-2R α , TAC-antigen, CD25 antigen

RUO Cytokines

PRODUCT	CATALOG #	SOURCE	MW	Size A	Size B	1mg
				\$80.00	\$195.00	
Human sIL-2 Receptor α	200-02RC	CHO cells	24.8 kDa	5µg	25µg	\$2,800

Additional sizes available please inquire

Monoclonal Antibodies

PRODUCT	CATALOG #	SOURCE	APPLICATIONS	Size	PRICE
Anti-Human sIL-2 Receptor α	500-M02R	Mouse	I, E, WB, N	500µg	\$150.00

Key: I = IHC, E = ELISA, WB = Western blot, N = Neutralization

IL-3/IL-3 β Interleukin-3/ Interleukin-3 beta

Synonyms: Mast Cell Growth Factor (MCGF), Multi-CSF, HCGF, P-cell stimulation factor

RUO Cytokines

PRODUCT	CATALOG #	SOURCE	MW	Size A	Size B	1mg
				\$80	\$195	
Human IL-3	200-03	<i>E.coli</i>	15.0 kDa	2 μ g	10 μ g	\$3,000
Murine IL-3	213-13	<i>E.coli</i>	15.1 kDa	2 μ g	10 μ g	\$3,000
Rat IL-3 β	400-03	<i>E.coli</i>	16.3 kDa	5 μ g	20 μ g	\$3,000

* See page 13 for available Cytokine Packages.

Additional sizes available please inquire

PeproGMP® Cytokines

PRODUCT	CATALOG #	SOURCE	MW	Size	Price
PeproGMP® Human IL-3	GMP200-03-50 μ g	<i>E.coli</i>	15.0 kDa	50 μ g	\$775
PeproGMP® Human IL-3	GMP200-03-100 μ g	<i>E.coli</i>	15.0 kDa	100 μ g	\$1,450

Animal-Free Cytokines

PRODUCT	CATALOG #	SOURCE	MW	Size A	Size B	1mg
				\$95	\$215	
Human IL-3	AF-200-03	<i>E.coli</i>	15.0 kDa	2 μ g	10 μ g	\$3,300
Murine IL-3	AF-213-13	<i>E.coli</i>	15.1 kDa	2 μ g	10 μ g	\$3,300

* See page 13 for available Cytokine Packages.

Additional sizes available please inquire

Polyclonal Antibodies - Antigen Affinity Purified

PRODUCT	CATALOG #	SOURCE	APPLICATIONS	Size A	Size B	1mg
				\$195	\$250	
Anti-Human IL-3	500-P23	<i>Rabbit</i>	E, WB, N	50 μ g	100 μ g	\$1,700
Biot. Anti-Human IL-3	500-P23Bt	<i>Rabbit</i>	E, WB	25 μ g	50 μ g	\$3,400
Anti-Murine IL-3	500-P53	<i>Rabbit</i>	E, WB, N	50 μ g	100 μ g	\$1,700
Biot. Anti-Murine IL-3	500-P53Bt	<i>Rabbit</i>	E, WB	25 μ g	50 μ g	\$3,400
Anti-Rat IL-3 β	500-P177G	<i>Goat</i>	E, WB, N	50 μ g	100 μ g	\$1,700
Biot. Anti-Rat IL-3 β	500-P177GBt	<i>Goat</i>	E, WB	25 μ g	50 μ g	\$3,400

Biot. = Biotinylated

Key: I = IHC, E = ELISA, WB = Western blot, N = Neutralization

Monoclonal Antibodies

PRODUCT	CATALOG #	SOURCE	APPLICATIONS	Size	PRICE
Anti-Human IL-3	500-M03	<i>Mouse</i>	E, WB, N	500 μ g	\$150

Key: I = IHC, E = ELISA, WB = Western blot, N = Neutralization

Standard ELISA Development Kits

Each kit contains: capture antibody, detection antibody, calibrated standard, and HRP conjugate, sufficient to assay the target cytokine in at least 1000 ELISA plate wells.

Human IL-3	ABTS CATALOG #	900-K13	PRICE:	\$320
Murine IL-3	ABTS CATALOG #	900-K48	PRICE:	\$320

Mini ELISA Development Kits

Each kit contains: capture antibody, detection antibody, calibrated standard, and HRP conjugate, sufficient to assay the target cytokine in at least 200 ELISA plate wells.

Murine IL-3	ABTS CATALOG #	900-M48	PRICE:	\$100
-------------	----------------	---------	--------	-------

IL-4 Interleukin-4

Synonyms: BCGF, BCDF, B-cell Stimulating Factor (BSF-1)

RUO Cytokines

PRODUCT	CATALOG #	SOURCE	MW	Size A	Size B	1mg
				\$80	\$195	
Human IL-4	200-04	<i>E.coli</i>	15.1 kDa	5µg	20µg	\$3,250
Murine IL-4	214-14	<i>E.coli</i>	13.5 kDa	5µg	20µg	\$3,250
Rat IL-4	400-04	<i>E.coli</i>	14.0 kDa	5µg	20µg	\$3,250

* See page 13 for available Cytokine Packages.

Additional sizes available please inquire

Animal-Free Cytokines

PRODUCT	CATALOG #	SOURCE	MW	Size A	Size B	1mg
				\$95	\$215	
Human IL-4	AF-200-04	<i>E.coli</i>	15.1 kDa	5µg	20µg	\$3,500
Murine IL-4	AF-214-14	<i>E.coli</i>	13.5 kDa	5µg	20µg	\$3,500

* See page 13 for available Cytokine Packages.

Additional sizes available please inquire

Polyclonal Antibodies - Antigen Affinity Purified

PRODUCT	CATALOG #	SOURCE	APPLICATIONS	Size A	Size B	1mg
				\$195	\$250	
Anti-Human IL-4	500-P24	<i>Rabbit</i>	I, E, WB, N	50µg	100µg	\$1,700
Biot. Anti-Human IL-4	500-P24Bt	<i>Rabbit</i>	E, WB	25µg	50µg	\$3,400
Anti-Murine IL-4	500-P54	<i>Rabbit</i>	E, WB, N	50µg	100µg	\$1,700
Biot. Anti-Murine IL-4	500-P54Bt	<i>Rabbit</i>	E, WB	25µg	50µg	\$3,400
Anti-Rat IL-4	500-P94	<i>Rabbit</i>	E, WB, N	50µg	100µg	\$1,700
Biot. Anti-Rat IL-4	500-P94Bt	<i>Rabbit</i>	E, WB	25µg	50µg	\$3,400

Biot. = Biotinylated

Key: I = IHC, E = ELISA, WB = Western blot, N = Neutralization

Monoclonal Antibodies

PRODUCT	CATALOG #	SOURCE	APPLICATIONS	Size	PRICE
Anti-Human IL-4	500-M04	<i>Mouse</i>	E, WB, N	500µg	\$150

Key: I = IHC, E = ELISA, WB = Western blot, N = Neutralization

Standard ELISA Development Kits

Each kit contains: capture antibody, detection antibody, calibrated standard, and HRP conjugate, sufficient to assay the target cytokine in at least 1000 ELISA plate wells.

Human IL-4	ABTS CATALOG # 900-K14	PRICE: \$320
Human IL-4	TMB CATALOG # 900-T14	PRICE: \$320
Murine IL-4	ABTS CATALOG # 900-K49	PRICE: \$320
Murine IL-4	TMB CATALOG # 900-T49	PRICE: \$320

Mini ELISA Development Kits

Each kit contains: capture antibody, detection antibody, calibrated standard, and HRP conjugate, sufficient to assay the target cytokine in at least 200 ELISA plate wells.

Human IL-4	ABTS CATALOG # 900-M14	PRICE: \$100
Human IL-4	TMB CATALOG # 900-TM14	PRICE: \$100
Murine IL-4	ABTS CATALOG # 900-M49	PRICE: \$100
Murine IL-4	TMB CATALOG # 900-TM49	PRICE: \$100

sIL-4 Receptor α soluble Interleukin-4 Receptor alpha

Synonyms: soluble Interleukin-4R α , CD124

RUO Cytokines

PRODUCT	CATALOG #	SOURCE	MW	Size A	Size B	1mg
				\$80	\$195	
Human sIL-4 Receptor α	200-04RC	CHO cells	23.9 kDa	5 μ g	20 μ g	\$4,000

Additional sizes available please inquire

IL-5 Interleukin-5

Synonyms: EDF, BCDFII, TRF

RUO Cytokines

PRODUCT	CATALOG #	SOURCE	MW	Size A	Size B	1mg
				\$80	\$195	
Human IL-5	200-05	E.coli	26.5 kDa	2 μ g	10 μ g	\$4,300
Murine IL-5	215-15	E.coli	26.2 kDa	5 μ g	25 μ g	\$3,000
Rat IL-5	400-05	E.coli	26.0 kDa	2 μ g	10 μ g	\$5,200

Additional sizes available please inquire

Polyclonal Antibodies - Antigen Affinity Purified

PRODUCT	CATALOG #	SOURCE	APPLICATIONS	Size A	Size B	1mg
				\$195	\$250	
Anti-Human IL-5	500-P25	Rabbit	E, WB, N	50 μ g	100 μ g	\$1,700
Biot. Anti-Human IL-5	500-P25Bt	Rabbit	E, WB	25 μ g	50 μ g	\$3,400
Anti-Murine IL-5	500-P55	Rabbit	E, WB, N	50 μ g	100 μ g	\$1,700
Biot. Anti-Murine IL-5	500-P55Bt	Rabbit	E, WB	25 μ g	50 μ g	\$3,400

Biot. = Biotinylated

Key: I = IHC, E = ELISA, WB = Western blot, N = Neutralization

Standard ELISA Development Kits

Each kit contains: capture antibody, detection antibody, calibrated standard, and HRP conjugate, sufficient to assay the target cytokine in at least 1000 ELISA plate wells.

Human IL-5	ABTS CATALOG #	900-K15	PRICE:	\$320
Murine IL-5	ABTS CATALOG #	900-K406	PRICE:	\$320

Mini ELISA Development Kits

Each kit contains: capture antibody, detection antibody, calibrated standard, and HRP conjugate, sufficient to assay the target cytokine in at least 200 ELISA plate wells.

Human IL-5	ABTS CATALOG #	900-M15	PRICE:	\$100
Murine IL-5	ABTS CATALOG #	900-M406	PRICE:	\$100

IL-6 Interleukin-6

Synonyms: 26 kDa protein, IFN- β 2, B-Cell Differentiation Factor (BCDF), B-cell Stimulatory Factor-2, BSF-2, HPGF, HSF, MGI-2

RUO Cytokines

PRODUCT	CATALOG #	SOURCE	MW	Size A	Size B	1mg
				\$80	\$195	
Human IL-6	200-06	E.coli	20.9 kDa	5 μ g	20 μ g	\$3,000
Murine IL-6	216-16	E.coli	21.7 kDa	2 μ g	10 μ g	\$3,000
Rat IL-6	400-06	E.coli	21.7 kDa	2 μ g	10 μ g	\$5,200

* See page 13 for available Cytokine Packages.

Additional sizes available please inquire

IL- 6 continued on next page...

IL-6 Interleukin-6 (Continued)

Animal-Free Cytokines

PRODUCT	CATALOG #	SOURCE	MW	Size A	Size B	1mg
				\$95	\$215	
Human IL-6	AF-200-06	<i>E.coli</i>	20.9 kDa	5µg	20µg	\$3,300
Murine IL-6	AF-216-16	<i>E.coli</i>	21.7 kDa	2µg	10µg	\$3,300

* See page 13 for available Cytokine Packages.

Additional sizes available please inquire

PeproGMP® Cytokines

PRODUCT	CATALOG #	SOURCE	MW	Size	Price
PeproGMP® Human IL-6	GMP200-06-10µg	<i>E.coli</i>	20.9 kDa	10µg	\$290
PeproGMP® Human IL-6	GMP200-06-100µg	<i>E.coli</i>	20.9 kDa	100µg	\$1,450

Polyclonal Antibodies - Antigen Affinity Purified

PRODUCT	CATALOG #	SOURCE	APPLICATIONS	Size A	Size B	1mg
				\$195	\$250	
Anti-Human IL-6	500-P26	<i>Rabbit</i>	I, E, WB, N	50µg	100µg	\$1,700
Biot. Anti-Human IL-6	500-P26Bt	<i>Rabbit</i>	E, WB	25µg	50µg	\$3,400
Anti-Human IL-6	500-P26G	<i>Goat</i>	I, E, WB, N	50µg	100µg	\$1,700
Biot. Anti-Human IL-6	500-P26GBt	<i>Goat</i>	E, WB	25µg	50µg	\$3,400
Anti-Murine IL-6	500-P56	<i>Rabbit</i>	I, E, WB, N	50µg	100µg	\$1,700
Biot. Anti-Murine IL-6	500-P56Bt	<i>Rabbit</i>	E, WB	25µg	50µg	\$3,400
Anti-Rat IL-6	500-P73	<i>Rabbit</i>	I, E, WB, N	50µg	100µg	\$1,700
Biot. Anti-Rat IL-6	500-P73Bt	<i>Rabbit</i>	E, WB	25µg	50µg	\$3,400
Anti-Rat IL-6	500-P73G	<i>Goat</i>	I, E, WB, N	50µg	100µg	\$1,700
Biot. Anti-Rat IL-6	500-P73GBt	<i>Goat</i>	E, WB	25µg	50µg	\$3,400

Biot. = Biotinylated

Key: I = IHC, E = ELISA, WB = Western blot, N = Neutralization

Monoclonal Antibodies

PRODUCT	CATALOG #	SOURCE	APPLICATIONS	Size	PRICE
Anti-Human IL-6	500-M06	<i>Mouse</i>	E, WB	500µg	\$150

Key: I = IHC, E = ELISA, WB = Western blot, N = Neutralization

Standard ELISA Development Kits

Each kit contains: capture antibody, detection antibody, calibrated standard, and HRP conjugate, sufficient to assay the target cytokine in at least 1000 ELISA plate wells.

Human IL-6	ABTS CATALOG # 900-K16	PRICE: \$320
Human IL-6	TMB CATALOG # 900-T16	PRICE: \$320
Murine IL-6	ABTS CATALOG # 900-K50	PRICE: \$320
Murine IL-6	TMB CATALOG # 900-T50	PRICE: \$320
Rat IL-6	ABTS CATALOG # 900-K86	PRICE: \$320

Mini ELISA Development Kits

Each kit contains: capture antibody, detection antibody, calibrated standard, and HRP conjugate, sufficient to assay the target cytokine in at least 200 ELISA plate wells.

Human IL-6	ABTS CATALOG # 900-M16	PRICE: \$100
Human IL-6	TMB CATALOG # 900-TM16	PRICE: \$100
Murine IL-6	ABTS CATALOG # 900-M50	PRICE: \$100
Murine IL-6	TMB CATALOG # 900-TM50	PRICE: \$100
Rat IL-6	ABTS CATALOG # 900-M86	PRICE: \$100

sIL-6 Receptor α soluble Interleukin-6 Receptor alpha

Synonyms: soluble Interleukin-6R α , CD126

RUO Cytokines

PRODUCT	CATALOG #	SOURCE	MW	Size A	Size B	1mg
				\$80	\$195	
Human sIL-6 Receptor α	200-06RC	CHO cells	37.9 kDa	5 μ g	20 μ g	\$3,000

Additional sizes available please inquire

IL-7 Interleukin-7

Synonyms: Lymphopoietin 1 (LP-1), pre-B-cell factor

RUO Cytokines

PRODUCT	CATALOG #	SOURCE	MW	Size A	Size B	1mg
				\$80	\$195	
Human IL-7	200-07	E.coli	17.4 kDa	2 μ g	10 μ g	\$5,200
Murine IL-7	217-17	E.coli	15.0 kDa	2 μ g	10 μ g	\$5,200
Rat IL-7	400-07	E.coli	15.0 kDa	2 μ g	10 μ g	\$5,200

Additional sizes available please inquire

Animal-Free Cytokines

PRODUCT	CATALOG #	SOURCE	MW	Size A	Size B	1mg
				\$95	\$215	
Human IL-7	AF-200-07	E.coli	17.4 kDa	2 μ g	10 μ g	\$5,700

Additional sizes available please inquire

Polyclonal Antibodies - Antigen Affinity Purified

PRODUCT	CATALOG #	SOURCE	APPLICATIONS	Size A	Size B	1mg
				\$195	\$250	
Anti-Human IL-7	500-P27	Rabbit	E, WB, N	50 μ g	100 μ g	\$1,700
Biot. Anti-Human IL-7	500-P27Bt	Rabbit	E, WB	25 μ g	50 μ g	\$3,400
Anti-Murine IL-7	500-P57	Rabbit	E, WB, N	50 μ g	100 μ g	\$1,700
Biot. Anti-Murine IL-7	500-P57Bt	Rabbit	E, WB	25 μ g	50 μ g	\$3,400
Anti-Rat IL-7	500-P310	Rabbit	E, WB, N	50 μ g	100 μ g	\$1,700
Biot. Anti-Rat IL-7	500-P310Bt	Rabbit	E, WB	25 μ g	50 μ g	\$3,400

Biot. = Biotinylated

Key: I = IHC, E = ELISA, WB = Western blot, N = Neutralization

Monoclonal Antibodies

PRODUCT	CATALOG #	SOURCE	APPLICATIONS	Size	PRICE
Anti-Human IL-7	500-M07	Mouse	E, WB	500 μ g	\$150

Key: I = IHC, E = ELISA, WB = Western blot, N = Neutralization

Standard ELISA Development Kits

Each kit contains: capture antibody, detection antibody, calibrated standard, and HRP Conjugate, sufficient to assay the target cytokine in at least 1000 ELISA plate wells.

Human IL-7	ABTS CATALOG # 900-K17	PRICE: \$320
------------	------------------------	--------------

IL-8 (CXCL8) *Interleukin-8*

Synonyms: Monocyte-Derived Neutrophil Chemotactic Factor (MDNCF), Neutrophil Activating Factor (NAF), NAP-1

RUO Cytokines

PRODUCT	CATALOG #	SOURCE	MW	Size A	Size B	1mg
				\$80	\$195	
Human IL-8 (CXCL8) (72 a.a.)	200-08M	<i>E.coli</i>	8.4 kDa	5µg	25µg	\$3,000
Human IL-8 (CXCL8) (77 a.a.)	200-08	<i>E.coli</i>	8.9 kDa	5µg	25µg	\$3,000

Additional sizes available please inquire

Animal-Free Cytokines

PRODUCT	CATALOG #	SOURCE	MW	Size A	Size B	1mg
				\$95	\$215	
Human IL-8 (CXCL8) (72 a.a.)	AF-200-08M	<i>E.coli</i>	8.4 kDa	5µg	25µg	\$3,300

Additional sizes available please inquire

Polyclonal Antibodies - Antigen Affinity Purified

PRODUCT	CATALOG #	SOURCE	APPLICATIONS	Size A	Size B	1mg
				\$195	\$250	
Anti-Human IL-8 (CXCL8)	500-P28	<i>Rabbit</i>	E, WB, N	50µg	100µg	\$1,700
Biot. Anti-Human IL-8 (CXCL8)	500-P28Bt	<i>Rabbit</i>	E, WB	25µg	50µg	\$3,400

Biot. = Biotinylated

Key: I = IHC, E = ELISA, WB = Western blot, N = Neutralization

Monoclonal Antibodies

PRODUCT	CATALOG #	SOURCE	APPLICATIONS	Size	PRICE
Anti-Human IL-8 (CXCL8)	500-M08	<i>Mouse</i>	E, WB	500µg	\$150

Key: I = IHC, E = ELISA, WB = Western blot, N = Neutralization

Standard ELISA Development Kits

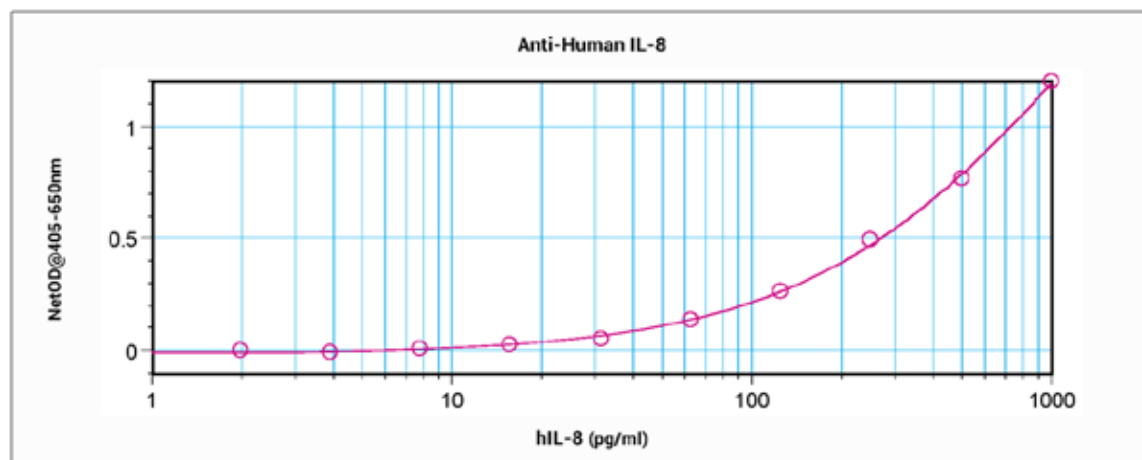
Each kit contains: capture antibody, detection antibody, calibrated standard, and HRP conjugate, sufficient to assay the target cytokine in at least 1000 ELISA plate wells.

Human IL-8 (CXCL8)	ABTS CATALOG #	900-K18	PRICE:	\$320
Human IL-8 (CXCL8)	TMB CATALOG #	900-T18	PRICE:	\$320

Mini ELISA Development Kits

Each kit contains: capture antibody, detection antibody, calibrated standard, and HRP conjugate, sufficient to assay the target cytokine in at least 200 ELISA plate wells.

Human IL-8 (CXCL8)	ABTS CATALOG #	900-M18	PRICE:	\$100
Human IL-8 (CXCL8)	TMB CATALOG #	900-TM18	PRICE:	\$100



IL-9 Interleukin-9

Synonyms: p40 cytokine, T-cell growth factor p40

RUO Cytokines

PRODUCT	CATALOG #	SOURCE	MW	Size A	Size B	1mg
				\$80	\$195	
Human IL-9	200-09	<i>E.coli</i>	14.0 kDa	2µg	10µg	\$5,200
Murine IL-9	219-19	<i>E.coli</i>	14.3 kDa	2µg	10µg	\$5,200
Rat IL-9	400-18	<i>E.coli</i>	14.3 kDa	2µg	10µg	\$5,200

Additional sizes available please inquire

Animal-Free Cytokines

PRODUCT	CATALOG #	SOURCE	MW	Size A	Size B	1mg
				\$95	\$215	
Human IL-9	AF-200-09	<i>E.coli</i>	14.0 kDa	2µg	10µg	\$5,700

Additional sizes available please inquire

Polyclonal Antibodies - Antigen Affinity Purified

PRODUCT	CATALOG #	SOURCE	APPLICATIONS	Size A	Size B	1mg
				\$195	\$250	
Anti-Human IL-9	500-P29	<i>Rabbit</i>	E, WB, N	50µg	100µg	\$1,700
Biot. Anti-Human IL-9	500-P29Bt	<i>Rabbit</i>	E, WB	25µg	50µg	\$3,400
Anti-Murine IL-9	500-P59	<i>Rabbit</i>	E, WB, N	50µg	100µg	\$1,700
Biot. Anti-Murine IL-9	500-P59Bt	<i>Rabbit</i>	E, WB	25µg	50µg	\$3,400

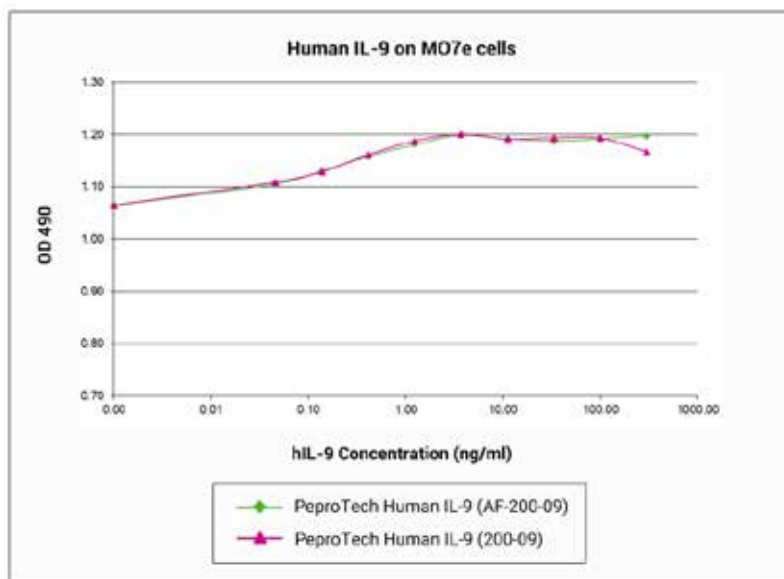
Biot. = Biotinylated

Key: I = IHC, E = ELISA, WB = Western blot, N = Neutralization

Standard ELISA Development Kits

Each kit contains: capture antibody, detection antibody, calibrated standard, and HRP conjugate, sufficient to assay the target cytokine in at least 1000 ELISA plate wells.

Human IL-9	ABTS CATALOG # 900-K20	PRICE: \$320
------------	------------------------	--------------



IL-10 *Interleukin-10*

Synonyms: B-TCGF, CSIF, TGIF

RUO Cytokines

PRODUCT	CATALOG #	SOURCE	MW	Size A	Size B	1mg
				\$80	\$195	
Human IL-10	200-10	<i>E.coli</i>	18.6 kDa	2µg	10µg	\$5,200
Murine IL-10	210-10	<i>E.coli</i>	18.7 kDa	2µg	10µg	\$5,200
Rat IL-10	400-19	<i>E.coli</i>	18.7 kDa	2µg	10µg	\$5,200

Additional sizes available please inquire

Animal-Free Cytokines

PRODUCT	CATALOG #	SOURCE	MW	Size A	Size B	1mg
				\$95	\$215	
Human IL-10	AF-200-10	<i>E.coli</i>	18.6 kDa	2µg	10µg	\$5,700

Additional sizes available please inquire

Polyclonal Antibodies - Antigen Affinity Purified

PRODUCT	CATALOG #	SOURCE	APPLICATIONS	Size A	Size B	1mg
				\$195	\$250	
Anti-Human IL-10	500-P20	<i>Rabbit</i>	I, E, WB, N	50µg	100µg	\$1,700
Biot. Anti-Human IL-10	500-P20Bt	<i>Rabbit</i>	E, WB	25µg	50µg	\$3,400
Anti-Murine IL-10	500-P60	<i>Rabbit</i>	E, WB, N	50µg	100µg	\$1,700
Biot. Anti-Murine IL-10	500-P60Bt	<i>Rabbit</i>	E, WB	25µg	50µg	\$3,400
Anti-Rat IL-10	500-P139	<i>Rabbit</i>	E, WB	50µg	100µg	\$1,700
Biot. Anti-Rat IL-10	500-P139Bt	<i>Rabbit</i>	E, WB	25µg	50µg	\$3,400

Biot. = Biotinylated

Key: I = IHC, E = ELISA, WB = Western blot, N = Neutralization

Monoclonal Antibodies

PRODUCT	CATALOG #	SOURCE	APPLICATIONS	Size	PRICE
Anti-Human IL-10	500-M86	<i>Mouse</i>	E, WB	500µg	\$150
Anti-Murine IL-10	500-M128	<i>Rat</i>	E, WB, N	500µg	\$150
Anti-Rat IL-10	500-M130	<i>Mouse</i>	E, WB	500µg	\$150

Key: I = IHC, E = ELISA, WB = Western blot, N = Neutralization

Standard ELISA Development Kits

Each kit contains: capture antibody, detection antibody, calibrated standard, and HRP conjugate, sufficient to assay the target cytokine in at least 1000 ELISA plate wells.

Human IL-10	ABTS CATALOG # 900-K21	PRICE: \$320
Murine IL-10	ABTS CATALOG # 900-K53	PRICE: \$320
Murine IL-10	TMB CATALOG # 900-T53	PRICE: \$320

Mini ELISA Development Kits

Each kit contains: capture antibody, detection antibody, calibrated standard, and HRP conjugate, sufficient to assay the target cytokine in at least 200 ELISA plate wells.

Human IL-10	ABTS CATALOG # 900-M21	PRICE: \$100
Murine IL-10	ABTS CATALOG # 900-M53	PRICE: \$100
Murine IL-10	TMB CATALOG # 900-TM53	PRICE: \$100

IL-11 *Interleukin-11*

Synonyms: Adipogenesis Inhibitory Factor (AGIF)

RUO Cytokines

PRODUCT	CATALOG #	SOURCE	MW	Size A	Size B	1mg
				\$80	\$195	
Human IL-11	200-11	<i>E.coli</i>	19.3 kDa	2µg	10µg	\$5,200
Murine IL-11	220-11	<i>E.coli</i>	19.1 kDa	2µg	10µg	\$5,200

Additional sizes available please inquire

Animal-Free Cytokines

PRODUCT	CATALOG #	SOURCE	MW	Size A	Size B	1mg
				\$95	\$215	
Human IL-11	AF-200-11	<i>E.coli</i>	19.3 kDa	2µg	10µg	\$5,700

Additional sizes available please inquire

Polyclonal Antibodies - Antigen Affinity Purified

PRODUCT	CATALOG #	SOURCE	APPLICATIONS	Size A	Size B	1mg
				\$195	\$250	
Anti-Human IL-11	500-P01	<i>Rabbit</i>	E, WB, N	50µg	100µg	\$1,700
Biot. Anti-Human IL-11	500-P01Bt	<i>Rabbit</i>	E, WB	25µg	50µg	\$3,400

Biot. = Biotinylated

Key: I = IHC, E = ELISA, WB = Western blot, N = Neutralization

Monoclonal Antibodies

PRODUCT	CATALOG #	SOURCE	APPLICATIONS	Size	PRICE
Anti-Human IL-11	500-M11	<i>Mouse</i>	I, E, WB, N	500µg	\$150

Key: I = IHC, E = ELISA, WB = Western blot, N = Neutralization

Standard ELISA Development Kits

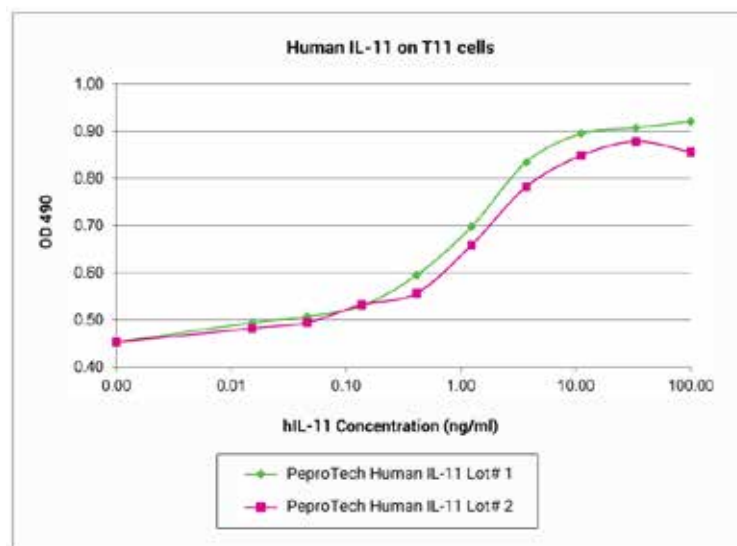
Each kit contains: capture antibody, detection antibody, calibrated standard, and HRP conjugate, sufficient to assay the target cytokine in at least 1000 ELISA plate wells.

Human IL-11	ABTS CATALOG # 900-K22	PRICE: \$320
-------------	------------------------	--------------

Mini ELISA Development Kits

Each kit contains: capture antibody, detection antibody, calibrated standard, and HRP conjugate, sufficient to assay the target cytokine in at least 200 ELISA plate wells.

Human IL-11	ABTS CATALOG # 900-M22	PRICE: \$100
-------------	------------------------	--------------



IL-12 *Interleukin-12*

Synonyms: NKSF, CTL Maturation Factor (TCMF), Cytotoxic Lymphocyte Maturation Factor (CLMF), TSF;
p35: Interleukin-12 subunit alpha, IL-12 subunit p35, IL-12A, Cytotoxic Lymphocyte Maturation Factor 35 kDa subunit (CLMF p35), NK cell stimulating Factor Chain 1; **p40:** Interleukin-12 subunit beta, IL-12 subunit p40, IL-12B, Cytotoxic Lymphocyte Maturation Factor 40 kDa subunit (CLMF p40), NK cell Stimulating Factor Chain 2

RUO Cytokines

PRODUCT	CATALOG #	SOURCE	MW	Size A		Size B
				\$80	\$195	1mg
Human IL-12 p40	200-12P40	<i>CHO cells</i>	40.0 kDa	2µg	10µg	\$7,800
Murine IL-12 p40	210-12P40H	<i>HEK293 cells</i>	40.0 kDa	2µg	10µg	\$5,200
Human IL-12 p70	200-12	<i>CHO cells</i>	75.0 kDa	2µg	10µg	\$5,200
Human IL-12 p70	200-12H	<i>HEK293 cells</i>	75.0 kDa	2µg	10µg	\$5,200
Murine IL-12 p70	210-12	<i>CHO cells</i>	75.0 kDa	2µg	10µg	\$5,200
Human IL-12 p80	200-12P80H	<i>Insect cells</i>	80.0 kDa	2µg	10µg	\$7,800
Murine IL-12 p80	210-12P80H	<i>HEK293 cells</i>	80.0 kDa	2µg	10µg	\$5,200

Additional sizes available please inquire

Polyclonal Antibodies - Antigen Affinity Purified

PRODUCT	CATALOG #	SOURCE	APPLICATIONS	Size A		Size B
				\$195	\$250	1mg
Anti-Human IL-12	500-P154G	<i>Goat</i>	E, WB, N	50µg	100µg	\$1,700
Biot. Anti-Human IL-12	500-P154GBt	<i>Goat</i>	E, WB	25µg	50µg	\$3,400
Anti-Murine IL-12	500-P155G	<i>Goat</i>	E, WB, N	50µg	100µg	\$1,700
Biot. Anti-Murine IL-12	500-P155GBt	<i>Goat</i>	E, WB	25µg	50µg	\$3,400

Biot. = Biotinylated

Key: I = IHC, E = ELISA, WB = Western blot, N = Neutralization

Monoclonal Antibodies

PRODUCT	CATALOG #	SOURCE	APPLICATIONS	Size	PRICE
Anti-Human IL-12	500-M12	<i>Mouse</i>	I, E, WB	500µg	\$150
Anti-Murine IL-12	500-M59	<i>Rat</i>	E, WB, N	500µg	\$150

Key: I = IHC, E = ELISA, WB = Western blot, N = Neutralization

Standard ELISA Development Kits

Each kit contains: capture antibody, detection antibody, calibrated standard, and HRP conjugate, sufficient to assay the target cytokine in at least 1000 ELISA plate wells.

Human IL-12	ABTS CATALOG # 900-K96	PRICE: \$320
Human IL-12	TMB CATALOG # 900-T96	PRICE: \$320
Murine IL-12	ABTS CATALOG # 900-K97	PRICE: \$320
Murine IL-12	TMB CATALOG # 900-T97	PRICE: \$320

Mini ELISA Development Kits

Each kit contains: capture antibody, detection antibody, calibrated standard, and HRP conjugate, sufficient to assay the target cytokine in at least 200 ELISA plate wells.

Human IL-12	ABTS CATALOG # 900-M96	PRICE: \$100
Human IL-12	TMB CATALOG # 900-TM96	PRICE: \$100
Murine IL-12	ABTS CATALOG # 900-M97	PRICE: \$100
Murine IL-12	TMB CATALOG # 900-TM97	PRICE: \$100

IL-13 *Interleukin-13*

Synonyms: NC30 (Human), P600 (Murine)

RUO Cytokines

PRODUCT	CATALOG #	SOURCE	MW	Size A	Size B	1mg
				\$80	\$195	
Human IL-13	200-13	<i>E.coli</i>	12.6 kDa	2µg	10µg	\$5,200
Human IL-13 Variant	200-13A	<i>E.coli</i>	12.6 kDa	2µg	10µg	\$5,200
Murine IL-13	210-13	<i>E.coli</i>	12.3 kDa	2µg	10µg	\$5,200
Rat IL-13 (109 a.a.)	400-16	<i>E.coli</i>	11.9 kDa	2µg	10µg	\$5,200
Rat IL-13 (113 a.a.)	400-16L	<i>E.coli</i>	12.3 kDa	2µg	10µg	\$5,200

Additional sizes available please inquire

Animal-Free Cytokines

PRODUCT	CATALOG #	SOURCE	MW	Size A	Size B	1mg
				\$95	\$215	
Human IL-13	AF-200-13	<i>E.coli</i>	12.6 kDa	2µg	10µg	\$5,700

Additional sizes available please inquire

Polyclonal Antibodies - Antigen Affinity Purified

PRODUCT	CATALOG #	SOURCE	APPLICATIONS	Size A	Size B	1mg
				\$195	\$250	
Anti-Human IL-13	500-P13	<i>Rabbit</i>	E, WB, N	50µg	100µg	\$1,700
Biot. Anti-Human IL-13	500-P13Bt	<i>Rabbit</i>	E, WB	25µg	50µg	\$3,400
Anti-Murine IL-13	500-P178	<i>Rabbit</i>	E, WB, N	50µg	100µg	\$1,700
Biot. Anti-Murine IL-13	500-P178Bt	<i>Rabbit</i>	E, WB	25µg	50µg	\$3,400

Biot. = Biotinylated

Key: I = IHC, E = ELISA, WB = Western blot, N = Neutralization

Standard ELISA Development Kits

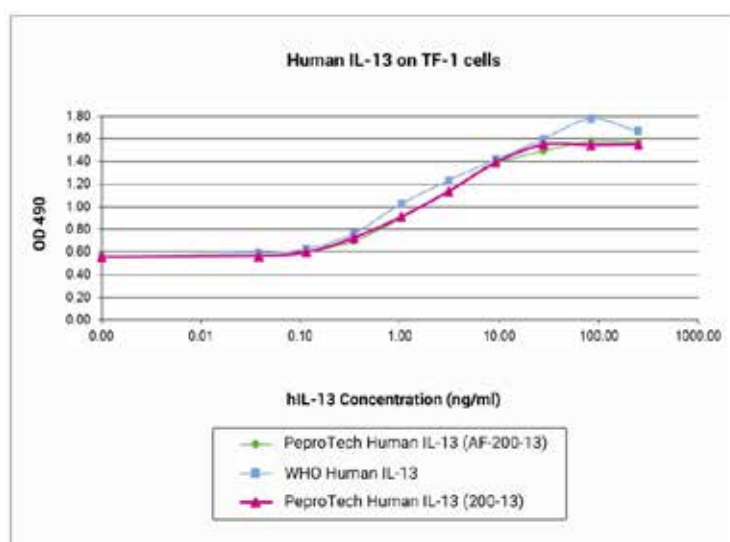
Each kit contains: capture antibody, detection antibody, calibrated standard, and HRP conjugate, sufficient to assay the target cytokine in at least 1000 ELISA plate wells.

Human IL-13	ABTS CATALOG #	900-K23	PRICE:	\$320
Murine IL-13	ABTS CATALOG #	900-K207	PRICE:	\$320

Mini ELISA Development Kits

Each kit contains: capture antibody, detection antibody, calibrated standard, and HRP conjugate, sufficient to assay the target cytokine in at least 200 ELISA plate wells.

Murine IL-13	ABTS CATALOG #	900-M207	PRICE:	\$100
--------------	----------------	----------	--------	-------



IL-15 *Interleukin-15*

Synonyms: IL-T

RUO Cytokines

PRODUCT	CATALOG #	SOURCE	MW	Size A	Size B	1mg
				\$80	\$195	
Human IL-15	200-15	<i>E.coli</i>	12.9 kDa	2µg	10µg	\$3,900
Murine IL-15	210-15	<i>E.coli</i>	13.3 kDa	2µg	10µg	\$3,900
Rat IL-15	400-24	<i>E.coli</i>	13.5 kDa	2µg	10µg	\$3,900

Additional sizes available please inquire

Animal-Free Cytokines

PRODUCT	CATALOG #	SOURCE	MW	Size A	Size B	1mg
				\$95	\$215	
Human IL-15	AF-200-15	<i>E.coli</i>	12.9 kDa	2µg	10µg	\$4,300

Additional sizes available please inquire

Polyclonal Antibodies - Antigen Affinity Purified

PRODUCT	CATALOG #	SOURCE	APPLICATIONS	Size A	Size B	1mg
				\$195	\$250	
Anti-Human IL-15	500-P15	<i>Rabbit</i>	E, WB, N	50µg	100µg	\$1,700
Biot. Anti-Human IL-15	500-P15Bt	<i>Rabbit</i>	E, WB	25µg	50µg	\$3,400
Anti-Murine IL-15	500-P173	<i>Rabbit</i>	E, WB, N	50µg	100µg	\$1,700
Biot. Anti-Murine IL-15	500-P173Bt	<i>Rabbit</i>	E, WB	25µg	50µg	\$3,400

Biot. = Biotinylated

Key: I = IHC, E = ELISA, WB = Western blot, N = Neutralization

Monoclonal Antibodies

PRODUCT	CATALOG #	SOURCE	APPLICATIONS	Size	PRICE
Anti-Human IL-15	500-M15	<i>Mouse</i>	E, WB	500µg	\$150

Key: I = IHC, E = ELISA, WB = Western blot, N = Neutralization

Standard ELISA Development Kits

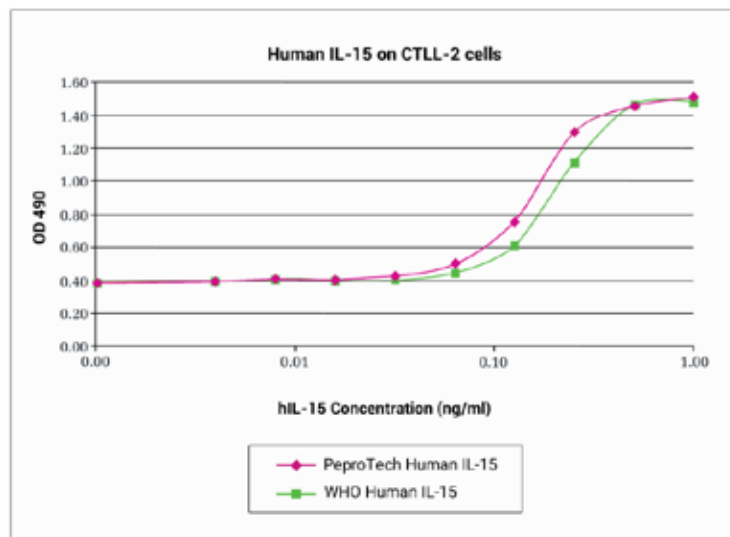
Each kit contains: capture antibody, detection antibody, calibrated standard, and HRP conjugate, sufficient to assay the target cytokine in at least 1000 ELISA plate wells.

Murine IL-15	ABTS CATALOG #	900-K188	PRICE: \$320
--------------	----------------	----------	--------------

Mini ELISA Development Kits

Each kit contains: capture antibody, detection antibody, calibrated standard, and HRP conjugate, sufficient to assay the target cytokine in at least 200 ELISA plate wells.

Murine IL-15	ABTS CATALOG #	900-M188	PRICE: \$100
--------------	----------------	----------	--------------



IL-16 *Interleukin-16*

Synonyms: LCF (Lymphocyte Chemoattractant Factor)

RUO Cytokines

PRODUCT	CATALOG #	SOURCE	MW	Size A	Size B	1mg
				\$80	\$195	
Human IL-16 (121 a.a.)	200-16A	<i>E.coli</i>	12.4 kDa	2µg	10µg	\$5,200
Human IL-16 (129 a.a.)	200-16	<i>E.coli</i>	13.3 kDa	2µg	10µg	\$5,200

Additional sizes available please inquire

Animal-Free Cytokines

PRODUCT	CATALOG #	SOURCE	MW	Size A	Size B	1mg
				\$95	\$215	
Human IL-16 (121 a.a.)	AF-200-16A	<i>E.coli</i>	12.4 kDa	2µg	10µg	\$5,700

Additional sizes available please inquire

Polyclonal Antibodies - Antigen Affinity Purified

PRODUCT	CATALOG #	SOURCE	APPLICATIONS	Size A	Size B	1mg
				\$195	\$250	
Anti-Human IL-16	500-P06	<i>Rabbit</i>	E, WB	50µg	100µg	\$1,700
Biot. Anti-Human IL-16	500-P06Bt	<i>Rabbit</i>	E, WB	25µg	50µg	\$3,400

Biot. = Biotinylated

Key: I = IHC, E = ELISA, WB = Western blot, N = Neutralization

IL-17A *Interleukin-17*

Synonyms: IL-17, CTLA-8

RUO Cytokines

PRODUCT	CATALOG #	SOURCE	MW	Size A	Size B	1mg
				\$80	\$195	
Human IL-17A	200-17	<i>E.coli</i>	31.3 kDa	5µg	25µg	\$3,000
Murine IL-17A	210-17	<i>E.coli</i>	30.0 kDa	5µg	25µg	\$3,000

Additional sizes available please inquire

Animal-Free Cytokines

PRODUCT	CATALOG #	SOURCE	MW	Size A	Size B	1mg
				\$95	\$215	
Human IL-17A	AF-200-17	<i>E.coli</i>	31.3 kDa	5µg	25µg	\$3,300

Additional sizes available please inquire

Polyclonal Antibodies - Antigen Affinity Purified

PRODUCT	CATALOG #	SOURCE	APPLICATIONS	Size A	Size B	1mg
				\$195	\$250	
Anti-Human IL-17A	500-P07	<i>Rabbit</i>	I, E, WB, N	50µg	100µg	\$1,700
Biot. Anti-Human IL-17A	500-P07Bt	<i>Rabbit</i>	E, WB	25µg	50µg	\$3,400
Anti-Human IL-17A	500-P07G	<i>Goat</i>	I, E, WB, N	50µg	100µg	\$1,700
Biot. Anti-Human IL-17A	500-P07GBt	<i>Goat</i>	E, WB	25µg	50µg	\$3,400
Anti-Murine IL-17A	500-P265	<i>Rabbit</i>	E, WB	50µg	100µg	\$1,700
Biot. Anti-Murine IL-17A	500-P265Bt	<i>Rabbit</i>	E, WB	25µg	50µg	\$3,400

Biot. = Biotinylated

Key: I = IHC, E = ELISA, WB = Western blot, N = Neutralization

IL-17A continued on next page...

IL-17A *Interleukin-17 (Continued)*

Standard ELISA Development Kits

Each kit contains: capture antibody, detection antibody, calibrated standard, and HRP conjugate, sufficient to assay the target cytokine in at least 1000 ELISA plate wells.

Human IL-17A	ABTS CATALOG # 900-K84	PRICE: \$320
Murine IL-17A	ABTS CATALOG # 900-K392	PRICE: \$320

Mini ELISA Development Kits

Each kit contains: capture antibody, detection antibody, calibrated standard, and HRP conjugate, sufficient to assay the target cytokine in at least 200 ELISA plate wells.

Human IL-17A	ABTS CATALOG # 900-M84	PRICE: \$100
Murine IL-17A	ABTS CATALOG # 900-M392	PRICE: \$100

IL-17B *Interleukin-17B*

Synonyms: IL-20, NIRF, Cytokine ZCYTO7

RUO Cytokines

PRODUCT	CATALOG #	SOURCE	MW	Size A	Size B	1mg
				\$80	\$195	
Human IL-17B	200-28	<i>E.coli</i>	36.6 kDa	5µg	25µg	\$3,000

Additional sizes available please inquire

Polyclonal Antibodies - Antigen Affinity Purified

PRODUCT	CATALOG #	SOURCE	APPLICATIONS	Size A	Size B	1mg
				\$195	\$250	
Anti-Human IL-17B	500-P248	<i>Rabbit</i>	E, WB	50µg	100µg	\$1,700
Biot. Anti-Human IL-17B	500-P248Bt	<i>Rabbit</i>	E, WB	25µg	50µg	\$3,400

Biot. = Biotinylated

Key: I = IHC, E = ELISA, WB = Western blot, N = Neutralization

IL-17D *Interleukin-17D*

Synonyms: none

RUO Cytokines

PRODUCT	CATALOG #	SOURCE	MW	Size A	Size B	1mg
				\$80	\$195	
Human IL-17D	200-27	<i>E.coli</i>	40.5 kDa	5µg	25µg	\$3,000

Additional sizes available please inquire

Animal-Free Cytokines

PRODUCT	CATALOG #	SOURCE	MW	Size A	Size B	1mg
				\$95	\$215	
Human IL-17D	AF-200-27	<i>E.coli</i>	40.5 kDa	5µg	25µg	\$3,300

Additional sizes available please inquire

Polyclonal Antibodies - Antigen Affinity Purified

PRODUCT	CATALOG #	SOURCE	APPLICATIONS	Size A	Size B	1mg
				\$195	\$250	
Anti-Human IL-17D	500-P88	<i>Rabbit</i>	I, E, WB	50µg	100µg	\$1,700
Biot. Anti-Human IL-17D	500-P88Bt	<i>Rabbit</i>	E, WB	25µg	50µg	\$3,400

Biot. = Biotinylated

Key: I = IHC, E = ELISA, WB = Western blot, N = Neutralization

IL-17E *Interleukin-17E*

Synonyms: IL-25

RUO Cytokines

PRODUCT	CATALOG #	SOURCE	MW	Size A	Size B	1mg
				\$80	\$195	
Human IL-17E	200-24	<i>E.coli</i>	33.8 kDa	5µg	25µg	\$3,000

Additional sizes available please inquire

Animal-Free Cytokines

PRODUCT	CATALOG #	SOURCE	MW	Size A	Size B	1mg
				\$95	\$215	
Human IL-17E	AF-200-24	<i>E.coli</i>	33.8 kDa	5µg	25µg	\$3,300

Additional sizes available please inquire

Polyclonal Antibodies - Antigen Affinity Purified

PRODUCT	CATALOG #	SOURCE	APPLICATIONS	Size A	Size B	1mg
				\$195	\$250	
Anti-Human IL-17E	500-P89	<i>Rabbit</i>	E, WB	50µg	100µg	\$1,700
Biot. Anti-Human IL-17E	500-P89Bt	<i>Rabbit</i>	E, WB	25µg	50µg	\$3,400

Biot. = Biotinylated Key: I = IHC, E = ELISA, WB = Western blot, N = Neutralization

Standard ELISA Development Kits

Each kit contains: capture antibody, detection antibody, calibrated standard, and HRP conjugate, sufficient to assay the target cytokine in at least 1000 ELISA plate wells.

Human IL-17E	ABTS CATALOG #	900-K234	PRICE:	\$320
Human IL-17E	TMB CATALOG #	900-T234	PRICE:	\$320

Mini ELISA Development Kits

Each kit contains: capture antibody, detection antibody, calibrated standard, and HRP conjugate, sufficient to assay the target cytokine in at least 200 ELISA plate wells.

Human IL-17E	ABTS CATALOG #	900-M234	PRICE:	\$100
Human IL-17E	TMB CATALOG #	900-TM234	PRICE:	\$100

IL-17F *Interleukin-17F*

Synonyms: None

RUO Cytokines

PRODUCT	CATALOG #	SOURCE	MW	Size A	Size B	1mg
				\$80	\$195	
Human IL-17F	200-25	<i>E.coli</i>	30.1 kDa	5µg	25µg	\$3,000
Murine IL-17F	210-17F	<i>E.coli</i>	30.0 kDa	5µg	25µg	\$3,000

Additional sizes available please inquire

Animal-Free Cytokines

PRODUCT	CATALOG #	SOURCE	MW	Size A	Size B	1mg
				\$95	\$215	
Human IL-17F	AF-200-25	<i>E.coli</i>	30.1 kDa	5µg	25µg	\$3,300

Additional sizes available please inquire

Polyclonal Antibodies - Antigen Affinity Purified

PRODUCT	CATALOG #	SOURCE	APPLICATIONS	Size A	Size B	1mg
				\$195	\$250	
Anti-Human IL-17F	500-P90	<i>Rabbit</i>	E, WB, N	50µg	100µg	\$1,700
Biot. Anti-Human IL-17F	500-P90Bt	<i>Rabbit</i>	E, WB	25µg	50µg	\$3,400

Biot. = Biotinylated Key: I = IHC, E = ELISA, WB = Western blot, N = Neutralization

Standard ELISA Development Kits

Each kit contains: capture antibody, detection antibody, calibrated standard, and HRP conjugate, sufficient to assay the target cytokine in at least 1000 ELISA plate wells.

Human IL-17F	ABTS CATALOG #	900-K277	PRICE:	\$320
--------------	-----------------------	----------	---------------	-------

IL-18BP *Interleukin-18 Binding Protein*

Synonyms: None

Polyclonal Antibodies - Antigen Affinity Purified

PRODUCT	CATALOG #	SOURCE	APPLICATIONS	Size A	Size B	1mg
				\$195	\$250	
Anti-Murine IL-18BP	500-P153G	Goat	E, WB	50µg	100µg	\$1,700
Biot. Anti-Murine IL-18BP	500-P153GBt	Goat	E, WB	25µg	50µg	\$3,400

Biot. = Biotinylated

Key: I = IHC, E = ELISA, WB = Western blot, N = Neutralization

IL-19 *Interleukin-19*

Synonyms: Melanoma differentiation-associated protein-like protein

RUO Cytokines

PRODUCT	CATALOG #	SOURCE	MW	Size A	Size B	1mg
				\$80	\$195	
Human IL-19	200-19	<i>E.coli</i>	35.8 kDa	2µg	10µg	\$5,200

Additional sizes available please inquire

Polyclonal Antibodies - Antigen Affinity Purified

PRODUCT	CATALOG #	SOURCE	APPLICATIONS	Size A	Size B	1mg
				\$195	\$250	
Anti-Human IL-19	500-P189	Rabbit	E, WB	50µg	100µg	\$1,700
Biot. Anti-Human IL-19	500-P189Bt	Rabbit	E, WB	25µg	50µg	\$3,400

Biot. = Biotinylated

Key: I = IHC, E = ELISA, WB = Western blot, N = Neutralization

IL-20 *Interleukin-20*

Synonyms: Cytokine ZCYTO10

RUO Cytokines

PRODUCT	CATALOG #	SOURCE	MW	Size A	Size B	1mg
				\$80	\$195	
Human IL-20	200-20	<i>E.coli</i>	35.2 kDa	2µg	10µg	\$5,200

Additional sizes available please inquire

Polyclonal Antibodies - Antigen Affinity Purified

PRODUCT	CATALOG #	SOURCE	APPLICATIONS	Size A	Size B	1mg
				\$195	\$250	
Anti-Human IL-20	500-P190G	Goat	E, WB	50µg	100µg	\$1,700
Biot. Anti-Human IL-20	500-P190GBt	Goat	E, WB	25µg	50µg	\$3,400

Biot. = Biotinylated

Key: I = IHC, E = ELISA, WB = Western blot, N = Neutralization

Standard ELISA Development Kits

Each kit contains: capture antibody, detection antibody, calibrated standard, and HRP conjugate, sufficient to assay the target cytokine in at least 1000 ELISA plate wells.

Human IL-20	ABTS CATALOG #	900-K224	PRICE: \$320
-------------	----------------	----------	--------------

IL-21 *Interleukin-21*

Synonyms: Za11

RUO Cytokines

PRODUCT	CATALOG #	SOURCE	MW	Size A	Size B	1mg
				\$80	\$195	
Human IL-21	200-21	<i>E.coli</i>	15.4 kDa	2µg	10µg	\$5,200
Murine IL-21	210-21	<i>E.coli</i>	15.0 kDa	2µg	10µg	\$5,200

Additional sizes available please inquire

Animal-Free Cytokines

PRODUCT	CATALOG #	SOURCE	MW	Size A	Size B	1mg
				\$95	\$215.00	
Human IL-21	AF-200-21	<i>E.coli</i>	15.4 kDa	2µg	10µg	\$5,700

Additional sizes available please inquire

Polyclonal Antibodies - Antigen Affinity Purified

PRODUCT	CATALOG #	SOURCE	APPLICATIONS	Size A	Size B	1mg
				\$195	\$250	
Anti-Human IL-21	500-P191	<i>Rabbit</i>	E, WB, N	50µg	100µg	\$1,700
Biot. Anti-Human IL-21	500-P191Bt	<i>Rabbit</i>	E, WB	25µg	50µg	\$3,400
Anti-Murine IL-21	500-P278	<i>Rabbit</i>	E, WB	50µg	100µg	\$1,700
Biot. Anti-Murine IL-21	500-P278Bt	<i>Rabbit</i>	E, WB	25µg	50µg	\$3,400

Biot. = Biotinylated

Key: I = IHC, E = ELISA, WB = Western blot, N = Neutralization

Standard ELISA Development Kits

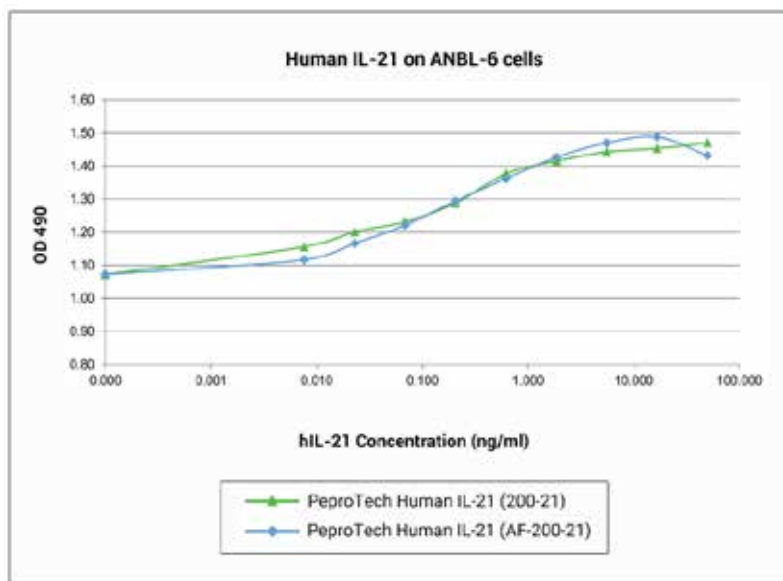
Each kit contains: capture antibody, detection antibody, calibrated standard, and HRP conjugate, sufficient to assay the target cytokine in at least 1000 ELISA plate wells.

Human IL-21	ABTS CATALOG # 900-K226	PRICE: \$320
Murine IL-21	ABTS CATALOG # 900-K368	PRICE: \$320

Mini ELISA Development Kits

Each kit contains: capture antibody, detection antibody, calibrated standard, and HRP conjugate, sufficient to assay the target cytokine in at least 200 ELISA plate wells.

Murine IL-21	ABTS CATALOG # 900-M368	PRICE: \$100
--------------	--------------------------------	---------------------



IL-22 *Interleukin-22*

Synonyms: IL-T1F, Cytokine ZCYTO18

RUO Cytokines

PRODUCT	CATALOG #	SOURCE	MW	Size A	Size B	1mg
				\$80	\$195	
Human IL-22	200-22	<i>E.coli</i>	33.6 kDa	2µg	10µg	\$5,200
Murine IL-22	210-22	<i>E.coli</i>	33.4 kDa	2µg	10µg	\$5,200

Additional sizes available please inquire

Animal-Free Cytokines

PRODUCT	CATALOG #	SOURCE	MW	Size A	Size B	1mg
				\$95	\$215	
Human IL-22	AF-200-22	<i>E.coli</i>	33.6 kDa	2µg	10µg	\$5,700
Murine IL-22	AF-210-22	<i>E.coli</i>	33.4 kDa	2µg	10µg	\$5,700

Additional sizes available please inquire

Polyclonal Antibodies - Antigen Affinity Purified

PRODUCT	CATALOG #	SOURCE	APPLICATIONS	Size A	Size B	1mg
				\$195	\$250	
Anti-Human IL-22	500-P211	<i>Rabbit</i>	E, WB, N	50µg	100µg	\$1,700
Biot. Anti-Human IL-22	500-P211Bt	<i>Rabbit</i>	E, WB	25µg	50µg	\$3,400
Anti-Murine IL-22	500-P223	<i>Rabbit</i>	E, WB	50µg	100µg	\$1,700
Biot. Anti-Murine IL-22	500-P223Bt	<i>Rabbit</i>	E, WB	25µg	50µg	\$3,400

Biot. = Biotinylated

Key: I = IHC, E = ELISA, WB = Western blot, N = Neutralization

Standard ELISA Development Kits

Each kit contains: capture antibody, detection antibody, calibrated standard, and HRP conjugate, sufficient to assay the target cytokine in at least 1000 ELISA plate wells.

Human IL-22	ABTS CATALOG # 900-K246	PRICE: \$320
Murine IL-22	ABTS CATALOG # 900-K257	PRICE: \$320

Mini ELISA Development Kits

Each kit contains: capture antibody, detection antibody, calibrated standard, and HRP conjugate, sufficient to assay the target cytokine in at least 200 ELISA plate wells.

Human IL-22	ABTS CATALOG # 900-M246	PRICE: \$100
Murine IL-22	ABTS CATALOG # 900-M257	PRICE: \$100

IL-23 *Interleukin-23*

Synonyms: None

RUO Cytokines

PRODUCT	CATALOG #	SOURCE	MW	Size A	Size B	1mg
				\$80	\$195	
Human IL-23	200-23	<i>Insect cells</i>	53.5 kDa	2µg	10µg	\$9,800

Additional sizes available please inquire

IL-24 *Interleukin-24*

Synonyms: MDA-7 (Melanoma Differentiation-Associated gene 7 protein)

RUO Cytokines

PRODUCT	CATALOG #	SOURCE	MW	Size A	Size B	1mg
				\$80	\$195	
Human IL-24	200-35	<i>CHO cells</i>	18.9 kDa	5µg	20µg	\$3,900

Additional sizes available please inquire

IL-27 *Interleukin-27*

Synonyms: Interleukin-27 subunit alpha, IL-27-A, Interleukin-27 subunit beta, IL-27B, Epstein-Barr virus-induced gene 3 protein, EBV-induced gene 3 protein, EBI3, p28, Interleukin-30, IL-30

RUO Cytokines

PRODUCT	CATALOG #	SOURCE	MW	Size A	Size B	1mg
				\$80	\$195	
Human IL-27	200-38	HEK293 cells	47.8 kDa	2µg	10µg	\$5,200

Additional sizes available please inquire

IL-31 *Interleukin-31*

Synonyms: None

RUO Cytokines

PRODUCT	CATALOG #	SOURCE	MW	Size A	Size B	1mg
				\$80	\$195	
Human IL-31	200-31	<i>E.coli</i>	15.8 kDa	2µg	10µg	\$5,200
Murine IL-31	210-31	<i>E.coli</i>	15.8 kDa	2µg	10µg	\$5,200

Additional sizes available please inquire

Polyclonal Antibodies - Antigen Affinity Purified

PRODUCT	CATALOG #	SOURCE	APPLICATIONS	Size A	Size B	1mg
				\$195	\$250	
Anti-Human IL-31	500-P249	Rabbit	E, WB	50µg	100µg	\$1,700
Biot. Anti-Human IL-31	500-P249Bt	Rabbit	E, WB	25µg	50µg	\$3,400

Biot. = Biotinylated

Key: I = IHC, E = ELISA, WB = Western blot, N = Neutralization

Standard ELISA Development Kits

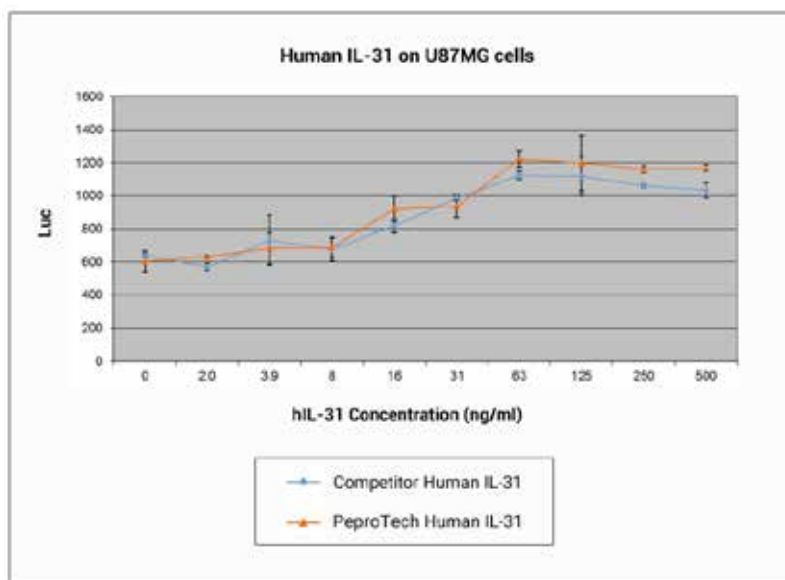
Each kit contains: capture antibody, detection antibody, calibrated standard, and HRP conjugate, sufficient to assay the target cytokine in at least 1000 ELISA plate wells.

Human IL-31	ABTS CATALOG #	900-K347	PRICE: \$320
-------------	----------------	----------	--------------

Mini ELISA Development Kits

Each kit contains: capture antibody, detection antibody, calibrated standard, and HRP conjugate, sufficient to assay the target cytokine in at least 200 ELISA plate wells.

Human IL-31	ABTS CATALOG #	900-M347	PRICE: \$100
-------------	----------------	----------	--------------



IL-33 *Interleukin-33*

Synonyms: IL-1 F11, NF-HEV

RUO Cytokines

PRODUCT	CATALOG #	SOURCE	MW	Size A	Size B	1mg
				\$80	\$195	
Human IL-33	200-33	<i>E.coli</i>	17.9 kDa	2µg	10µg	\$5,200
Murine IL-33	210-33	<i>E.coli</i>	17.5 kDa	2µg	10µg	\$5,200

Additional sizes available please inquire

Animal-Free Cytokines

PRODUCT	CATALOG #	SOURCE	MW	Size A	Size B	1mg
				\$95	\$215	
Human IL-33	AF-200-33	<i>E.coli</i>	17.9 kDa	2µg	10µg	\$5,700

Additional sizes available please inquire

Polyclonal Antibodies - Antigen Affinity Purified

PRODUCT	CATALOG #	SOURCE	APPLICATIONS	Size A	Size B	1mg
				\$195	\$250	
Anti-Human IL-33	500-P261	<i>Rabbit</i>	I, E, WB, N	50µg	100µg	\$1,700
Biot. Anti-Human IL-33	500-P261Bt	<i>Rabbit</i>	E, WB	25µg	50µg	\$3,400

Biot. = Biotinylated

Key: I = IHC, E = ELISA, WB = Western blot, N = Neutralization

Standard ELISA Development Kits

Each kit contains: capture antibody, detection antibody, calibrated standard, and HRP conjugate, sufficient to assay the target cytokine in at least 1000 ELISA plate wells.

Human IL-33	ABTS CATALOG #	900-K398	PRICE: \$320
-------------	----------------	----------	--------------

Mini ELISA Development Kits

Each kit contains: capture antibody, detection antibody, calibrated standard, and HRP conjugate, sufficient to assay the target cytokine in at least 200 ELISA plate wells.

Human IL-33	ABTS CATALOG #	900-M398	PRICE: \$100
-------------	----------------	----------	--------------

IL-34 *Interleukin-34*

Synonyms: C16orf77

RUO Cytokines

PRODUCT	CATALOG #	SOURCE	MW	Size A	Size B	1mg
				\$80	\$195	
Human IL-34	200-34	<i>HEK293 cells</i>	52.5 kDa	2µg	10µg	\$5,200

Additional sizes available please inquire

IL-35 *Interleukin-35*

Synonyms: None

RUO Cytokines

PRODUCT	CATALOG #	SOURCE	MW	Size A	Size B	1mg
				\$80	\$195	
Human IL-35	200-37	<i>HEK293 cells</i>	45.8 kDa	2µg	10µg	N/A

IL-36 α (IL-1F6) Interleukin-36 α

Synonyms: IL36A, Interleukin-1 family member 6 (IL-1F6), FIL1 ϵ (FIL1E), Interleukin-1 ϵ (IL1E)

RUO Cytokines

PRODUCT	CATALOG #	SOURCE	MW	Size A	Size B	1mg
				\$80	\$195	
Human IL-36 α (IL-1F6)	200-36A	<i>E.coli</i>	17.3 kDa	2 μ g	10 μ g	\$5,200

Additional sizes available please inquire

IL-36 β (IL-1F8) Interleukin-36 β

Synonyms: IL-1H2, IL-1 eta

RUO Cytokines

PRODUCT	CATALOG #	SOURCE	MW	Size A	Size B	1mg
				\$80	\$195	
Human IL-36 β (IL-1F8)	200-36B	<i>E.coli</i>	17.3 kDa	2 μ g	10 μ g	\$5,200

Additional sizes available please inquire

IL-36 γ (IL-1F9) Interleukin-36 γ

Synonyms: IL-1 ϵ (epsilon), IL-1H1

RUO Cytokines

PRODUCT	CATALOG #	SOURCE	MW	Size A	Size B	1mg
				\$80	\$195	
Human IL-36 γ (IL-1F9)	200-36G	<i>E.coli</i>	17.0 kDa	2 μ g	10 μ g	\$5,200

Additional sizes available please inquire

Animal-Free Cytokines

PRODUCT	CATALOG #	SOURCE	MW	Size A	Size B	1mg
				\$95	\$215	
Human IL-36 γ (IL-1F9)	AF-200-36G	<i>E.coli</i>	17.0 kDa	2 μ g	10 μ g	\$5,700

Additional sizes available please inquire

IL-36RA Interleukin-36 Receptor Antagonist

Synonyms: Interleukin-36RA, FIL1 delta, IL-1F5, IL-1HY1, IL-1L1, IL-1RP3, IL-1ra Homolog 1, IL-1 delta

RUO Cytokines

PRODUCT	CATALOG #	SOURCE	MW	Size A	Size B	1mg
				\$80	\$195	
Human IL-36RA	200-36RA	<i>E.coli</i>	17.0 kDa	5 μ g	25 μ g	\$3,000
Murine IL-36RA	210-36RA	<i>E.coli</i>	17.0 kDa	5 μ g	25 μ g	\$3,000

Additional sizes available please inquire

INSL5/INSL7 Hybrid

Synonyms: none

RUO Cytokines

PRODUCT	CATALOG #	SOURCE	MW	Size A	Size B	1mg
				\$80	\$195	
Human INSL5/INSL7 Hybrid	130-05	<i>E.coli</i>	5.2 kDa	5 μ g	25 μ g	\$3,000

Additional sizes available please inquire

IP-10 (CXCL10) *Gamma-Interferon Inducible Protein 10*

Synonyms: Crg-2

RUO Cytokines

PRODUCT	CATALOG #	SOURCE	MW	Size A	Size B	1mg
				\$80	\$195	
Human IP-10 (CXCL10)	300-12	<i>E.coli</i>	8.6 kDa	5µg	25µg	\$3,000
Murine IP-10 (CXCL10)	250-16	<i>E.coli</i>	8.7 kDa	5µg	25µg	\$3,000
Rat IP-10 (CXCL10)	400-33	<i>E.coli</i>	8.6 kDa	5µg	25µg	\$3,000

Additional sizes available please inquire

Polyclonal Antibodies - Antigen Affinity Purified

PRODUCT	CATALOG #	SOURCE	APPLICATIONS	Size A	Size B	1mg
				\$195	\$250	
Anti-Human IP-10 (CXCL10)	500-P93	<i>Rabbit</i>	I, E, WB, N	50µg	100µg	\$1,700
Biot. Anti-Human IP-10 (CXCL10)	500-P93Bt	<i>Rabbit</i>	E, WB	25µg	50µg	\$3,400
Anti-Murine IP-10 (CXCL10)	500-P129	<i>Rabbit</i>	I, E, WB, N	50µg	100µg	\$1,700
Biot. Anti-Murine IP-10 (CXCL10)	500-P129Bt	<i>Rabbit</i>	E, WB	25µg	50µg	\$3,400
Anti-Rat IP-10 (CXCL10)	500-P290	<i>Rabbit</i>	I, E, WB, N	50µg	100µg	\$1,700
Biot. Anti-Rat IP-10 (CXCL10)	500-P290Bt	<i>Rabbit</i>	E, WB	25µg	50µg	\$3,400

Biot. = Biotinylated

Key: I = IHC, E = ELISA, WB = Western blot, N = Neutralization

Monoclonal Antibodies

PRODUCT	CATALOG #	SOURCE	APPLICATIONS	Size	PRICE
Anti-Human IP-10 (CXCL10)	500-M60	<i>Mouse</i>	E, WB	500µg	\$150

Key: I = IHC, E = ELISA, WB = Western blot, N = Neutralization

Standard ELISA Development Kits

Each kit contains: capture antibody, detection antibody, calibrated standard, and HRP conjugate, sufficient to assay the target cytokine in at least 1000 ELISA plate wells.

Human IP-10 (CXCL10)	ABTS CATALOG # 900-K39	PRICE: \$320
Human IP-10 (CXCL10)	TMB CATALOG # 900-T39	PRICE: \$320
Murine IP-10 (CXCL10)	ABTS CATALOG # 900-K153	PRICE: \$320
Rat IP-10 (CXCL10)	ABTS CATALOG # 900-K449	PRICE: \$320

Mini ELISA Development Kits

Each kit contains: capture antibody, detection antibody, calibrated standard, and HRP conjugate, sufficient to assay the target cytokine in at least 200 ELISA plate wells.

Human IP-10 (CXCL10)	ABTS CATALOG # 900-M39	PRICE: \$100
Human IP-10 (CXCL10)	TMB CATALOG # 900-TM39	PRICE: \$100
Murine IP-10 (CXCL10)	ABTS CATALOG # 900-M153	PRICE: \$100
Rat IP-10 (CXCL10)	ABTS CATALOG # 900-M449	PRICE: \$100

Irisin

Synonyms: Fibronectin type III domain-containing protein 5 (FNDC5), Fibronectin type III repeat-containing protein 2 (FRCP2)

RUO Cytokines

PRODUCT	CATALOG #	SOURCE	MW	Size A	Size B	1mg
				\$80	\$195	
Human/Murine/Rat Irisin	100-65	<i>CHO cells</i>	25.2 kDa	2µg	10µg	\$5,200

Additional sizes available please inquire

I-TAC (CXCL11) *Interferon Inducible T-cell α Chemokine*

Synonyms: B-R1

RUO Cytokines

PRODUCT	CATALOG #	SOURCE	MW	Size A	Size B	1mg
				\$80	\$195	
Human I-TAC (CXCL11)	300-46	<i>E.coli</i>	8.3 kDa	5 μ g	20 μ g	\$3,000
Murine I-TAC (CXCL11)	250-29	<i>E.coli</i>	9.0 kDa	5 μ g	20 μ g	\$3,000

Additional sizes available please inquire

Polyclonal Antibodies - Antigen Affinity Purified

PRODUCT	CATALOG #	SOURCE	APPLICATIONS	Size A	Size B	1mg
				\$195	\$250	
Anti-Human I-TAC (CXCL11)	500-P132	<i>Rabbit</i>	I, E, WB, N	50 μ g	100 μ g	\$1,700
Biot. Anti-Human I-TAC (CXCL11)	500-P132Bt	<i>Rabbit</i>	E, WB	25 μ g	50 μ g	\$3,400

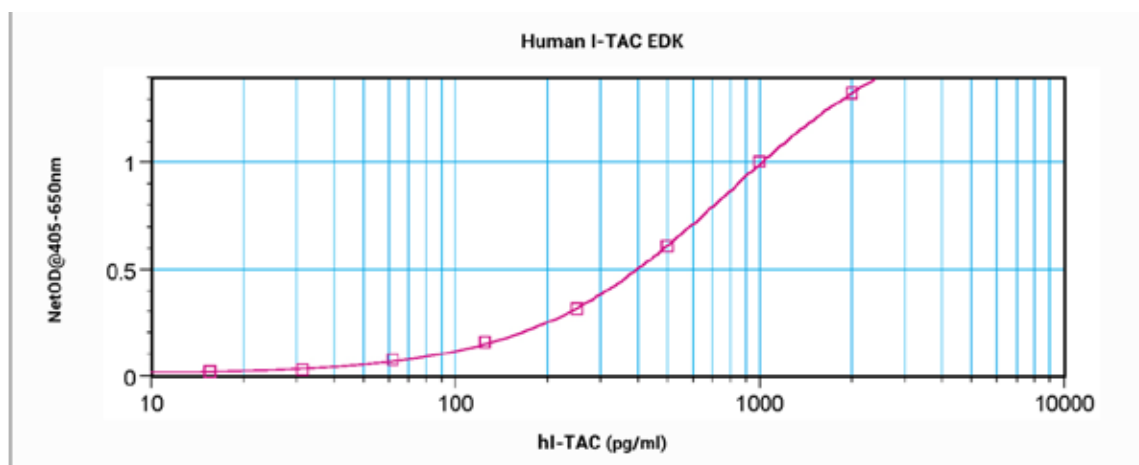
Biot. = Biotinylated

Key: I = IHC, E = ELISA, WB = Western blot, N = Neutralization

Standard ELISA Development Kits

Each kit contains: capture antibody, detection antibody, calibrated standard, and HRP Conjugate, sufficient to assay the target cytokine in at least 1000 ELISA plate wells.

Human I-TAC (CXCL11)	ABTS CATALOG # 900-K151	PRICE: \$320
----------------------	--------------------------------	---------------------



Kex-2

Synonyms: Endoproteinase Lys/Arg-Arg

RUO Cytokines

PRODUCT	CATALOG #	SOURCE	MW	Size A	Size B	1mg
				\$80	\$195	
Yeast Kex-2	450-45	<i>Insect cells</i>	60.4 kDa	50 μ g	250 μ g	\$600

Additional sizes available please inquire

KGF (FGF-7) *Keratinocyte Growth Factor*

Synonyms: Fibroblast Growth Factor-7 (FGF-7), HBGF-7

RUO Cytokines

PRODUCT	CATALOG #	SOURCE	MW	Size A \$80	Size B \$195	1mg
Human KGF (FGF-7)	100-19	<i>E.coli</i>	18.9 kDa	2µg	10µg	\$5,200

Additional sizes available please inquire

Animal-Free Cytokines

PRODUCT	CATALOG #	SOURCE	MW	Size A \$95	Size B \$215	1mg
Human KGF (FGF-7)	AF-100-19	<i>E.coli</i>	18.9 kDa	2µg	10µg	\$5,700

Additional sizes available please inquire

Polyclonal Antibodies - Antigen Affinity Purified

PRODUCT	CATALOG #	SOURCE	APPLICATIONS	Size A \$195	Size B \$250	1mg
Anti-Human KGF (FGF-7)	500-P19	<i>Rabbit</i>	E, WB, N	50µg	100µg	\$1,700
Biot. Anti-Human KGF (FGF-7)	500-P19Bt	<i>Rabbit</i>	E, WB	25µg	50µg	\$3,400

Biot. = Biotinylated

Key: I = IHC, E = ELISA, WB = Western blot, N = Neutralization

KLF4-TAT *Kruppel-Like Factor-4*

Synonyms: EZF, GKLF

RUO Cytokines

PRODUCT	CATALOG #	SOURCE	MW	Size A \$80	Size B \$195	1mg
Human KLF4-TAT	110-08	<i>HEK293 cells</i>	51.7 kDa	5µg	25µg	\$3,000

Additional sizes available please inquire

Klotho

Synonyms: αKlotho, KLA

RUO Cytokines

PRODUCT	CATALOG #	SOURCE	MW	Size A \$80	Size B \$195	1mg
Human Klotho	100-53	<i>CHO cells</i>	58.6 kDa	5µg	20µg	\$3,000

Additional sizes available please inquire

Polyclonal Antibodies - Antigen Affinity Purified

PRODUCT	CATALOG #	SOURCE	APPLICATIONS	Size A \$195	Size B \$250	1mg
Anti-Human Klotho	500-P296	<i>Rabbit</i>	E, WB	50µg	100µg	\$1,700
Biot. Anti-Human Klotho	500-P296Bt	<i>Rabbit</i>	E, WB	25µg	50µg	\$3,400

Biot. = Biotinylated

Key: I = IHC, E = ELISA, WB = Western blot, N = Neutralization

LAG-1 (CCL4L1) *Lymphocyte Activation Gene-1*

Synonyms: ACT-2, T-cell Activation-2, HC21

RUO Cytokines

PRODUCT	CATALOG #	SOURCE	MW	Size A \$80	Size B \$195	1mg
Human LAG-1 (CCL4L1)	300-58	<i>E.coli</i>	7.7 kDa	5µg	20µg	\$3,000

Additional sizes available please inquire

K-L

LD78 β (CCL3L1)

Synonyms: None

RUO Cytokines

PRODUCT	CATALOG #	SOURCE	MW	Size A	Size B	1mg
				\$80	\$195	
Human LD78 β (CCL3L1)	300-56	<i>E.coli</i>	7.7 kDa	5 μ g	20 μ g	\$3,000

Additional sizes available please inquire

Polyclonal Antibodies - Antigen Affinity Purified

PRODUCT	CATALOG #	SOURCE	APPLICATIONS	Size A	Size B	1mg
				\$195	\$250	
Anti-Human LD78 β (CCL3L1)	500-P187G	<i>Goat</i>	E, WB	50 μ g	100 μ g	\$1,700
Biot. Anti-Human LD78 β (CCL3L1)	500-P187GBt	<i>Goat</i>	E, WB	25 μ g	50 μ g	\$3,400

Biot. = Biotinylated

Key: I = IHC, E = ELISA, WB = Western blot, N = Neutralization

LEC (CCL16) *Liver-Expressed Chemokine*

Synonyms: NCC-4, HCC-4, LMC, LCC-1, MTN-1, IL-10-inducible chemokine

RUO Cytokines

PRODUCT	CATALOG #	SOURCE	MW	Size A	Size B	1mg
				\$80	\$195	
Human LEC (CCL16)	300-44	<i>E.coli</i>	11.2 kDa	5 μ g	20 μ g	\$3,000

Additional sizes available please inquire

Polyclonal Antibodies - Antigen Affinity Purified

PRODUCT	CATALOG #	SOURCE	APPLICATIONS	Size A	Size B	1mg
				\$195	\$250	
Anti-Human LEC (CCL16)	500-P125G	<i>Goat</i>	E, WB	50 μ g	100 μ g	\$1,700
Biot. Anti-Human LEC (CCL16)	500-P125GBt	<i>Goat</i>	E, WB	25 μ g	50 μ g	\$3,400

Biot. = Biotinylated

Key: I = IHC, E = ELISA, WB = Western blot, N = Neutralization

Monoclonal Antibodies

PRODUCT	CATALOG #	SOURCE	APPLICATIONS	Size	PRICE
Anti-Human LEC (CCL16)	500-M43	<i>Mouse</i>	E, WB, N	500 μ g	\$150

Key: I = IHC, E = ELISA, WB = Western blot, N = Neutralization

Leptin

Synonyms: Obesity protein (OB)

RUO Cytokines

PRODUCT	CATALOG #	SOURCE	MW	Size A	Size B	5mg
				\$80	\$195	
Human Leptin	300-27	<i>E.coli</i>	16.0 kDa	200 μ g	1mg	\$500
Murine Leptin	450-31	<i>E.coli</i>	16.2 kDa	200 μ g	1mg	\$500
Rat Leptin	400-21	<i>E.coli</i>	16.2 kDa	200 μ g	1mg	\$500

Additional sizes available please inquire

Animal-Free Cytokines

PRODUCT	CATALOG #	SOURCE	MW	Size A	Size B	1mg
				\$95	\$215	
Human Leptin	AF-300-27	<i>E.coli</i>	16.0 kDa	200 μ g	1mg	\$215
Murine Leptin	AF-450-31	<i>E.coli</i>	16.2 kDa	200 μ g	1mg	\$215

Additional sizes available please inquire

Leptin continued on next page...

Leptin *continued...*

Polyclonal Antibodies - Antigen Affinity Purified

PRODUCT	CATALOG #	SOURCE	APPLICATIONS	Size A	Size B	1mg
				\$195	\$250	
Anti-Human Leptin	500-P86	Rabbit	I, E, WB	50µg	100µg	\$1,700
Biot. Anti-Human Leptin	500-P86Bt	Rabbit	E, WB	25µg	50µg	\$3,400
Anti-Murine Leptin	500-P68	Rabbit	I, E, WB	50µg	100µg	\$1,700
Biot. Anti-Murine Leptin	500-P68Bt	Rabbit	E, WB	25µg	50µg	\$3,400
Anti-Rat Leptin	500-P185G	Goat	E, WB	50µg	100µg	\$1,700
Biot. Anti-Rat Leptin	500-P185GBt	Goat	E, WB	25µg	50µg	\$3,400

Biot. = Biotinylated

Key: I = IHC, E = ELISA, WB = Western blot, N = Neutralization

Monoclonal Antibodies

PRODUCT	CATALOG #	SOURCE	APPLICATIONS	Size	PRICE
Anti-Human Leptin	500-M27	Mouse	E, WB	500µg	\$150

Key: I = IHC, E = ELISA, WB = Western blot, N = Neutralization

ELISA Development Kits

Each kit contains: capture antibody, detection antibody, calibrated standard, and HRP conjugate, sufficient to assay the target cytokine in at least 1000 ELISA plate wells.

Human Leptin	ABTS CATALOG # 900-K90	PRICE: \$320
Murine Leptin	ABTS CATALOG # 900-K76	PRICE: \$320

Leptin Receptor

Synonyms: LEP-R, HuB219, Obesity protein (OB) Receptor, OB-R

RUO Cytokines

PRODUCT	CATALOG #	SOURCE	MW	Size A	Size B	1mg
				\$80	\$195	
Human Leptin Receptor	300-27R	CHO cells	16.0 kDa	20µg	100µg	\$1,100

Additional sizes available please inquire

LIF *Leukemia Inhibitory Factor*

Synonyms: Differentiation-stimulating factor, D factor, Melanoma-derived LPL inhibitor (MLPLI)

RUO Cytokines

PRODUCT	CATALOG #	SOURCE	MW	Size A	Size B	1mg
				\$80	\$195	
Human LIF	300-05	E.coli	19.6 kDa	5µg	25µg	\$2,800
Murine LIF	250-02	E.coli	19.9 kDa	5µg	25µg	\$2,800

Additional sizes available please inquire

Animal-Free Cytokines

PRODUCT	CATALOG #	SOURCE	MW	Size A	Size B	1mg
				\$95	\$215	
Human LIF	AF-300-05	E.coli	19.6 kDa	5µg	25µg	\$3,100
Murine LIF	AF-250-02	E.coli	19.9 kDa	5µg	25µg	\$3,100

Additional sizes available please inquire

Polyclonal Antibodies - Antigen Affinity Purified

PRODUCT	CATALOG #	SOURCE	APPLICATIONS	Size A	Size B	1mg
				\$195	\$250	
Anti-Human LIF	500-P39	Rabbit	E, WB, N	50µg	100µg	\$1,700
Biot. Anti-Human LIF	500-P39Bt	Rabbit	E, WB	25µg	50µg	\$3,400

Biot. = Biotinylated

Key: I = IHC, E = ELISA, WB = Western blot, N = Neutralization

LIGHT

Synonyms: TNFSF14, HVEM-L, CD258

RUO Cytokines

PRODUCT	CATALOG #	SOURCE	MW	Size A	Size B	1mg
				\$80	\$195	
Human LIGHT	310-09B	<i>Insect cells</i>	19.3 kDa	3µg	15µg	N/A
Murine LIGHT	315-12	<i>E.coli</i>	20.1 kDa	5µg	20µg	\$3,000

Additional sizes available please inquire

Polyclonal Antibodies - Antigen Affinity Purified

PRODUCT	CATALOG #	SOURCE	APPLICATIONS	Size A	Size B	1mg
				\$195	\$250	
Anti-Human LIGHT	500-P179	<i>Rabbit</i>	I, E, WB	50µg	100µg	\$1,700
Biot. Anti-Human LIGHT	500-P179Bt	<i>Rabbit</i>	E, WB	25µg	50µg	\$3,400

Biot. = Biotinylated

Key: I = IHC, E = ELISA, WB = Western blot, N = Neutralization

Lin28-TAT

Synonyms: CSDD1, LIN28A, ZCCHC1

RUO Cytokines

PRODUCT	CATALOG #	SOURCE	MW	Size A	Size B	1mg
				\$80	\$195	
Human Lin28-TAT	110-06	<i>E.coli</i>	24.4 kDa	5µg	25µg	\$3,000

Additional sizes available please inquire

Lungkine (CXCL15)

Synonyms: None

RUO Cytokines

PRODUCT	CATALOG #	SOURCE	MW	Size A	Size B	1mg
				\$80	\$195	
Murine Lungkine (CXCL15)	250-37	<i>E.coli</i>	16.3 kDa	5µg	20µg	\$3,000

Additional sizes available please inquire

Lymphotactin (XCL1)

Synonyms: SCM-1a, ATAC

RUO Cytokines

PRODUCT	CATALOG #	SOURCE	MW	Size A	Size B	1mg
				\$80	\$195	
Human Lymphotactin (XCL1)	300-20	<i>E.coli</i>	10.0 kDa	5µg	20µg	\$3,000

Additional sizes available please inquire

Polyclonal Antibodies - Antigen Affinity Purified

PRODUCT	CATALOG #	SOURCE	APPLICATIONS	Size A	Size B	1mg
				\$195	\$250	
Anti-Human Lymphotactin	500-P40	<i>Rabbit</i>	I, E, WB, N	50µg	100µg	\$1,700
Biot. Anti-Human Lymphotactin	500-P40Bt	<i>Rabbit</i>	E, WB	25µg	50µg	\$3,400

Biot. = Biotinylated

Key: I = IHC, E = ELISA, WB = Western blot, N = Neutralization

MANF *Mesencephalic Astrocyte-derived Neurotrophic Factor*

Synonyms: ARMET, Arginine-Rich Protein (ARP)

RUO Cytokines

PRODUCT	CATALOG #	SOURCE	MW	Size A		Size B
				\$80	\$195	1mg
Human MANF	450-06	<i>E.coli</i>	18.1 kDa	5µg	25µg	\$3,000

Additional sizes available please inquire

Maspin

Synonyms: Serpin B5, Protease inhibitor 5

RUO Cytokines

PRODUCT	CATALOG #	SOURCE	MW	Size A		Size B
				\$80	\$195	1mg
Human Maspin	130-12	<i>E.coli</i>	42.1 kDa	5µg	20µg	\$3,000

Additional sizes available please inquire

Polyclonal Antibodies - Antigen Affinity Purified

PRODUCT	CATALOG #	SOURCE	APPLICATIONS	Size A		Size B
				\$195	\$250	1mg
Anti-Human Maspin	500-P270	<i>Rabbit</i>	I, E, WB	50µg	100µg	\$1,700
Biot. Anti-Human Maspin	500-P270Bt	<i>Rabbit</i>	E, WB	25µg	50µg	\$3,400

Biot. = Biotinylated

Key: I = IHC, E = ELISA, WB = Western blot, N = Neutralization

M-CSF *Macrophage Colony Stimulating Factor*

Synonyms: CSF-1, MGI-IM

RUO Cytokines

PRODUCT	CATALOG #	SOURCE	MW	Size A		Size B
				\$80	\$195	1mg
Human M-CSF	300-25	<i>E.coli</i>	36.8 kDa	2µg	10µg	\$4,300
Murine M-CSF	315-02	<i>E.coli</i>	36.4 kDa	2µg	10µg	\$4,300
Rat M-CSF	400-28	<i>E.coli</i>	36.2 kDa	2µg	10µg	\$5,200

Additional sizes available please inquire

Animal-Free Cytokines

PRODUCT	CATALOG #	SOURCE	MW	Size A		Size B
				\$95	\$215	1mg
Human M-CSF	AF-300-25	<i>E.coli</i>	36.8 kDa	2µg	10µg	\$4,700
Murine M-CSF	AF-315-02	<i>E.coli</i>	36.4 kDa	2µg	10µg	\$4,700
Rat M-CSF	AF-400-28	<i>E.coli</i>	36.2 kDa	2µg	10µg	\$5,700

Additional sizes available please inquire

Polyclonal Antibodies - Antigen Affinity Purified

PRODUCT	CATALOG #	SOURCE	APPLICATIONS	Size A		Size B
				\$195	\$250	1mg
Anti-Human M-CSF	500-P44	<i>Rabbit</i>	E, WB, N	50µg	100µg	\$1,700
Biot. Anti-Human M-CSF	500-P44Bt	<i>Rabbit</i>	E, WB	25µg	50µg	\$3,400
Anti-Murine M-CSF	500-P62G	<i>Goat</i>	E, WB, N	50µg	100µg	\$1,700
Biot. Anti-Murine M-CSF	500-P62GBt	<i>Goat</i>	E, WB	25µg	50µg	\$3,400

Biot. = Biotinylated

Key: I = IHC, E = ELISA, WB = Western blot, N = Neutralization

Standard ELISA Development Kits

Each kit contains: capture antibody, detection antibody, calibrated standard, and HRP Conjugate, sufficient to assay the target cytokine in at least 1000 ELISA plate wells.

Murine M-CSF	ABTS CATALOG #	900-K245	PRICE: \$320
--------------	----------------	----------	--------------

MCPs *Monocyte Chemotactic Proteins 1-5*

Synonyms: MCP-1: MCAF, JE (murine); MCP-2: HC14; MCP-3: MARC; MCP-4: NCC-1; MCP-5: None

RUO Cytokines

PRODUCT	CATALOG #	SOURCE	MW	Size A	Size B	1mg
				\$80	\$195	
Human MCP-1 (CCL2)	300-04	<i>E.coli</i>	8.6 kDa	5µg	20µg	\$3,000
Murine JE/MCP-1 (CCL2)	250-10	<i>E.coli</i>	13.8 kDa	2µg	10µg	\$3,000
Rat MCP-1 (CCL2)	400-12	<i>E.coli</i>	14.0 kDa	2µg	10µg	\$3,000
Human MCP-2 (CCL8)	300-15	<i>E.coli</i>	8.9 kDa	2µg	10µg	\$3,000
Murine MCP-2 (CCL8)	250-14	<i>E.coli</i>	8.5 kDa	5µg	20µg	\$3,000
Human MCP-3 (CCL7)	300-17	<i>E.coli</i>	9.0 kDa	2µg	10µg	\$3,000
Murine MCP-3 (CCL7)	250-08	<i>E.coli</i>	8.5 kDa	2µg	10µg	\$3,000
Human MCP-4 (CCL13)	300-24	<i>E.coli</i>	8.6 kDa	5µg	20µg	\$3,000
Murine MCP-5 (CCL12)	250-04	<i>E.coli</i>	9.3 kDa	5µg	20µg	\$3,000

Additional sizes available please inquire

Animal-Free Cytokines

PRODUCT	CATALOG #	SOURCE	MW	Size A	Size B	1mg
				\$95	\$215	
Human MCP-1 (CCL2)	AF-300-04	<i>E.coli</i>	8.6 kDa	5µg	20µg	\$3,300

Additional sizes available please inquire

Polyclonal Antibodies - Antigen Affinity Purified

PRODUCT	CATALOG #	SOURCE	APPLICATIONS	Size A	Size B	1mg
				\$195	\$250	
Anti-Human MCP-1 (CCL2)	500-P34	<i>Rabbit</i>	I, E, WB	50µg	100µg	\$1,700
Biot. Anti-Human MCP-1 (CCL2)	500-P34Bt	<i>Rabbit</i>	E, WB	25µg	50µg	\$3,400
Anti-Murine JE/MCP-1 (CCL2)	500-P113	<i>Rabbit</i>	I, E, WB, N	50µg	100µg	\$1,700
Biot. Anti-Murine JE/MCP-1 (CCL2)	500-P113Bt	<i>Rabbit</i>	E, WB	25µg	50µg	\$3,400
Anti-Rat MCP-1 (CCL2)	500-P76	<i>Rabbit</i>	I, E, WB, N	50µg	100µg	\$1,700
Biot. Anti-Rat MCP-1 (CCL2)	500-P76Bt	<i>Rabbit</i>	E, WB	25µg	50µg	\$3,400
Anti-Human MCP-2 (CCL8)	500-P35	<i>Rabbit</i>	I, E, WB	50µg	100µg	\$1,700
Biot. Anti-Human MCP-2 (CCL8)	500-P35Bt	<i>Rabbit</i>	E, WB	25µg	50µg	\$3,400
Anti-Murine MCP-2 (CCL8)	500-P127	<i>Rabbit</i>	E, WB	50µg	100µg	\$1,700
Biot. Anti-Murine MCP-2 (CCL8)	500-P127Bt	<i>Rabbit</i>	E, WB	25µg	50µg	\$3,400
Anti-Human MCP-3 (CCL7)	500-P37G	<i>Goat</i>	E, WB	50µg	100µg	\$1,700
Biot. Anti-Human MCP-3 (CCL7)	500-P37GBt	<i>Goat</i>	E, WB	25µg	50µg	\$3,400
Anti-Murine MCP-3 (CCL7)	500-P116G	<i>Goat</i>	E, WB, N	50µg	100µg	\$1,700
Biot. Anti-Murine MCP-3 (CCL7)	500-P116GBt	<i>Goat</i>	E, WB	25µg	50µg	\$3,400
Anti-Human MCP-4 (CCL13)	500-P04	<i>Rabbit</i>	E, WB, N	50µg	100µg	\$1,700
Biot. Anti-Human MCP-4 (CCL13)	500-P04Bt	<i>Rabbit</i>	E, WB	25µg	50µg	\$3,400
Anti-Human MCP-4 (CCL13)	500-P04G	<i>Goat</i>	E, WB, N	50µg	100µg	\$1,700
Biot. Anti-Human MCP-4 (CCL13)	500-P04Gbt	<i>Goat</i>	E, WB	25µg	50µg	\$3,400
Anti-Murine MCP-5 (CCL12)	500-P61	<i>Rabbit</i>	E, WB, N	50µg	100µg	\$1,700
Biot. Anti-Murine MCP-5 (CCL12)	500-P61Bt	<i>Rabbit</i>	E, WB	25µg	50µg	\$3,400

Biot. = Biotinylated

Key: I = IHC, E = ELISA, WB = Western blot, N = Neutralization

MCPs continued on next page...

MCPs *continued...*

Monoclonal Antibodies

PRODUCT	CATALOG #	SOURCE	APPLICATIONS	Size	PRICE
Anti-Human MCP-1 (CCL2)	500-M71	Mouse	I, E, WB	500µg	\$150
Anti-Human MCP-2 (CCL8)	500-M69	Mouse	E, WB, N	500µg	\$150
Anti-Human MCP-3 (CCL7)	500-M73	Mouse	E, WB, N	500µg	\$150
Anti-Human MCP-4 (CCL13)	500-M70	Mouse	E, WB, N	500µg	\$150

Standard ELISA Development Kits

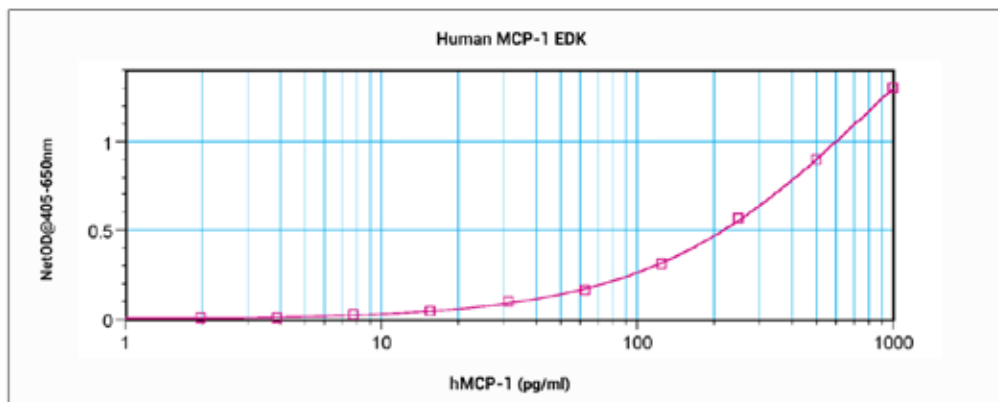
Each kit contains: capture antibody, detection antibody, calibrated standard, and HRP conjugate, sufficient to assay the target cytokine in at least 1000 ELISA plate wells.

Human MCP-1 (CCL2)	ABTS CATALOG # 900-K31	PRICE: \$320
Human MCP-1 (CCL2)	TMB CATALOG # 900-T31	PRICE: \$320
Murine JE/MCP-1 (CCL2)	ABTS CATALOG # 900-K126	PRICE: \$320
Rat MCP-1 (CCL2)	ABTS CATALOG # 900-K59	PRICE: \$320
Human MCP-2 (CCL8)	ABTS CATALOG # 900-K41	PRICE: \$320
Murine MCP-3 (CCL7)	ABTS CATALOG # 900-K123	PRICE: \$320

Mini ELISA Development Kits

Each kit contains: capture antibody, detection antibody, calibrated standard, and HRP conjugate, sufficient to assay the target cytokine in at least 200 ELISA plate wells.

Human MCP-1 (CCL2)	ABTS CATALOG # 900-M31	PRICE: \$100
Human MCP-1 (CCL2)	TMB CATALOG # 900-TM31	PRICE: \$100
Murine JE/MCP-1 (CCL2)	ABTS CATALOG # 900-M126	PRICE: \$100
Rat MCP-1 (CCL2)	ABTS CATALOG # 900-M59	PRICE: \$100
Human MCP-2 (CCL8)	ABTS CATALOG # 900-M41	PRICE: \$100



MDC (CCL22) *Macrophage-Derived Chemokine*

Synonyms: STCP-1, ABCD-1

RUO Cytokines

PRODUCT	CATALOG #	SOURCE	MW	Size A	Size B	1mg
				\$80	\$195	
Human MDC (CCL22) (67 a.a.)	300-36	<i>E.coli</i>	8.0 kDa	5µg	20µg	\$3,000
Human MDC (CCL22) (69 a.a.)	300-36A	<i>E.coli</i>	8.1 kDa	5µg	20µg	\$3,000
Murine MDC (CCL22)	250-23	<i>E.coli</i>	7.8 kDa	5µg	20µg	\$3,000

Additional sizes available please inquire

Polyclonal Antibodies - Antigen Affinity Purified

PRODUCT	CATALOG #	SOURCE	APPLICATIONS	Size A	Size B	1mg
				\$195	\$250	
Anti-Human MDC (CCL22)	500-P107	<i>Rabbit</i>	E, WB	50µg	100µg	\$1,700
Biot. Anti-Human MDC (CCL22)	500-P107Bt	<i>Rabbit</i>	E, WB	25µg	50µg	\$3,400
Anti-Murine MDC (CCL22)	500-P176	<i>Rabbit</i>	E, WB, N	50µg	100µg	\$1,700
Biot. Anti-Murine MDC (CCL22)	500-P176Bt	<i>Rabbit</i>	E, WB	25µg	50µg	\$3,400

Biot. = Biotinylated

Key: I = IHC, E = ELISA, WB = Western blot, N = Neutralization

Monoclonal Antibodies

PRODUCT	CATALOG #	SOURCE	APPLICATIONS	Size	PRICE
Anti-Human MDC (CCL22)	500-M41	<i>Mouse</i>	E, WB	500µg	\$150

Key: I = IHC, E = ELISA, WB = Western blot, N = Neutralization

Standard ELISA Development Kits

Each kit contains: capture antibody, detection antibody, calibrated standard, and HRP conjugate, sufficient to assay the target cytokine in at least 1000 ELISA plate wells.

Murine MDC (CCL22)	ABTS CATALOG #	900-K197	PRICE: \$320
--------------------	----------------	----------	--------------

MEC (CCL28) *Mucosae-associated Epithelial Chemokine*

Synonyms: CCK-1

RUO Cytokines

PRODUCT	CATALOG #	SOURCE	MW	Size A	Size B	1mg
				\$80	\$195	
Human MEC (CCL28)	300-57	<i>E.coli</i>	12.3 kDa	5µg	20µg	\$3,000
Murine MEC (CCL28)	250-30	<i>E.coli</i>	12.6 kDa	5µg	20µg	\$3,000

Additional sizes available please inquire

Polyclonal Antibodies - Antigen Affinity Purified

PRODUCT	CATALOG #	SOURCE	APPLICATIONS	Size A	Size B	1mg
				\$195	\$250	
Anti-Human MEC (CCL28)	500-P297	<i>Rabbit</i>	I, E, WB	50µg	100µg	\$1,700
Biot. Anti-Human MEC (CCL28)	500-P297Bt	<i>Rabbit</i>	E, WB	25µg	50µg	\$3,400

Biot. = Biotinylated

Key: I = IHC, E = ELISA, WB = Western blot, N = Neutralization

Mesothelin

Synonyms: MPF, MSLN, SMRP, CAK1 antigen, ERC, Pre-pro-megakaryocyte-potentiating factor

RUO Cytokines

PRODUCT	CATALOG #	SOURCE	MW	Size A	Size B	1mg
				\$80	\$195	
Human Mesothelin	100-63	<i>CHO cells</i>	36.4 kDa	10µg	50µg	\$1,500

Additional sizes available please inquire

MIA *Melanoma Inhibitory Activity*

Synonyms: Cartilage-Derived Retinoic Acid-sensitive Protein (CD-RAP)

RUO Cytokines

PRODUCT	CATALOG #	SOURCE	MW	Size A \$80	Size B \$195	1mg
Human MIA	130-01	<i>E.coli</i>	12.2 kDa	5µg	20µg	\$3,900

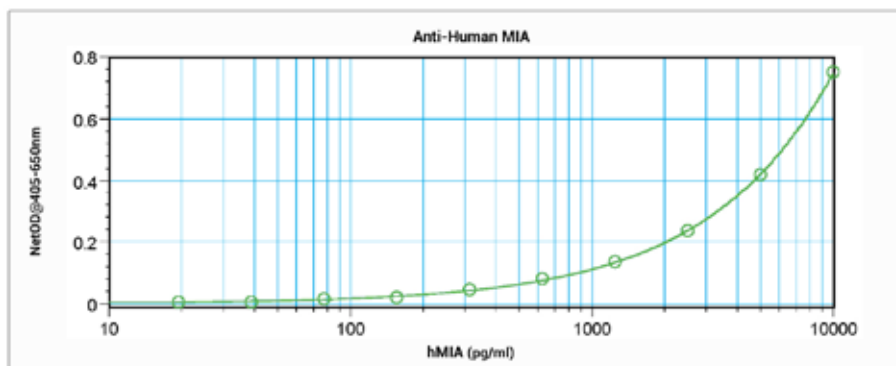
Additional sizes available please inquire

Polyclonal Antibodies - Antigen Affinity Purified

PRODUCT	CATALOG #	SOURCE	APPLICATIONS	Size A \$195	Size B \$250	1mg
Anti-Human MIA	500-P243	<i>Rabbit</i>	I, E, WB	50µg	100µg	\$1,700
Biot. Anti-Human MIA	500-P243Bt	<i>Rabbit</i>	E, WB	25µg	50µg	\$3,400

Biot. = Biotinylated

Key: I = IHC, E = ELISA, WB = Western blot, N = Neutralization



MIA-2 *Melanoma Inhibitory Activity-2*

Synonyms: None

RUO Cytokines

PRODUCT	CATALOG #	SOURCE	MW	Size A \$80	Size B \$195	1mg
Human MIA-2	130-02	<i>E.coli</i>	11.5 kDa	5µg	20µg	\$3,000

Additional sizes available please inquire

Polyclonal Antibodies - Antigen Affinity Purified

PRODUCT	CATALOG #	SOURCE	APPLICATIONS	Size A \$195	Size B \$250	1mg
Anti-Human MIA-2	500-P255	<i>Rabbit</i>	I, E, WB	50µg	100µg	\$1,700
Biot. Anti-Human MIA-2	500-P255Bt	<i>Rabbit</i>	E, WB	25µg	50µg	\$3,400

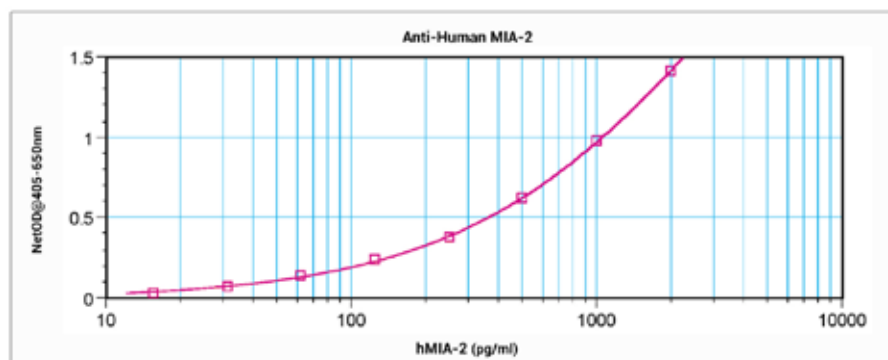
Biot. = Biotinylated

Key: I = IHC, E = ELISA, WB = Western blot, N = Neutralization

Standard ELISA Development Kits

Each kit contains: capture antibody, detection antibody, calibrated standard, and HRP conjugate, sufficient to assay the target cytokine in at least 1000 ELISA plate wells.

Human MIA-2	ABTS CATALOG # 900-K357	PRICE: \$320
-------------	-------------------------	--------------



Midkine

Synonyms: MK, NEGF-2

RUO Cytokines

PRODUCT	CATALOG #	SOURCE	MW	Size A	Size B	1mg
				\$80	\$195	
Human Midkine	450-16	<i>E.coli</i>	13.4 kDa	5µg	20µg	\$3,000
Murine Midkine	315-25	<i>E.coli</i>	13.3 kDa	5µg	20µg	\$3,000

Additional sizes available please inquire

Polyclonal Antibodies - Antigen Affinity Purified

PRODUCT	CATALOG #	SOURCE	APPLICATIONS	Size A	Size B	1mg
				\$195	\$250	
Anti-Human Midkine	500-P171	<i>Rabbit</i>	I, E, WB	50µg	100µg	\$1,700
Biot. Anti-Human Midkine	500-P171Bt	<i>Rabbit</i>	E, WB	25µg	50µg	\$3,400

Biot. = Biotinylated

Key: I = IHC, E = ELISA, WB = Western blot, N = Neutralization

Standard ELISA Development Kits

Each kit contains: capture antibody, detection antibody, calibrated standard, and HRP Conjugate, sufficient to assay the target cytokine in at least 1000 ELISA plate wells.

Human Midkine	ABTS CATALOG # 900-K190	PRICE: \$320
---------------	-------------------------	--------------

MIF *Macrophage Migration Inhibitory Factor*

Synonyms: GLIF, MMIF, GIF, Glycosylation-Inhibiting Factor

RUO Cytokines

PRODUCT	CATALOG #	SOURCE	MW	Size A	Size B	1mg
				\$80	\$195	
Human MIF	300-69	<i>Insect cells</i>	15.0 kDa	5µg	25µg	\$3,000

Additional sizes available please inquire

MIG (CXCL9) *Monokine Induced by Interferon-γ*

Synonyms: None

RUO Cytokines

PRODUCT	CATALOG #	SOURCE	MW	Size A	Size B	1mg
				\$80	\$195	
Human MIG (CXCL9)	300-26	<i>E.coli</i>	11.7 kDa	5µg	20µg	\$3,000
Murine MIG (CXCL9)	250-18	<i>E.coli</i>	12.2 kDa	5µg	20µg	\$3,000

Additional sizes available please inquire

Polyclonal Antibodies - Antigen Affinity Purified

PRODUCT	CATALOG #	SOURCE	APPLICATIONS	Size A	Size B	1mg
				\$195	\$250	
Anti-Human MIG (CXCL9)	500-P50	<i>Rabbit</i>	I, E, WB, N	50µg	100µg	\$1,700
Biot. Anti-Human MIG (CXCL9)	500-P50Bt	<i>Rabbit</i>	E, WB	25µg	50µg	\$3,400

Biot. = Biotinylated

Key: I = IHC, E = ELISA, WB = Western blot, N = Neutralization

Monoclonal Antibodies

PRODUCT	CATALOG #	SOURCE	APPLICATIONS	Size	PRICE
Anti-Human MIG (CXCL9)	500-M42	<i>Mouse</i>	E, WB, N	500µg	\$150

Key: I = IHC, E = ELISA, WB = Western blot, N = Neutralization

Standard ELISA Development Kits

Each kit contains: capture antibody, detection antibody, calibrated standard, and HRP conjugate, sufficient to assay the target cytokine in at least 1000 ELISA plate wells.

Human MIG (CXCL9)	ABTS CATALOG # 900-K87	PRICE: \$320
-------------------	------------------------	--------------

Mini ELISA Development Kits

Each kit contains: capture antibody, detection antibody, calibrated standard, and HRP conjugate, sufficient to assay the target cytokine in at least 200 ELISA plate wells.

Human MIG (CXCL9)	ABTS CATALOG # 900-M87	PRICE: \$100
-------------------	------------------------	--------------

MIP-1 α (CCL3), β (CCL4), γ (CCL9/10) *Macrophage Inflammatory Proteins-1 α , -1 β , -1 γ*

Synonyms: MIP-1 α : LD78 α ; MIP-1 β : ACT-2; MIP-1 γ : MRP2, CCF18

RUO Cytokines

PRODUCT	CATALOG #	SOURCE	MW	Size		1mg
				A	B	
				\$80	\$195	
Human MIP-1 α (CCL3)	300-08	<i>E.coli</i>	7.8 kDa	5 μ g	20 μ g	\$3,000
Murine MIP-1 α (CCL3)	250-09	<i>E.coli</i>	7.8 kDa	2 μ g	10 μ g	\$3,000
Rat MIP-1 α (CCL3)	400-15	<i>E.coli</i>	7.8 kDa	5 μ g	20 μ g	\$3,000
Human MIP-1 β (CCL4)	300-09	<i>E.coli</i>	7.6 kDa	2 μ g	10 μ g	\$3,000
Murine MIP-1 β (CCL4)	250-32	<i>E.coli</i>	7.8 kDa	2 μ g	10 μ g	\$3,000
Rat MIP-1 β (CCL4)	400-09	<i>E.coli</i>	7.8 kDa	5 μ g	20 μ g	\$3,000
Murine MIP-1 γ (CCL9/10)	250-12	<i>E.coli</i>	11.6 kDa	5 μ g	20 μ g	\$3,000

Additional sizes available please inquire

Animal-Free Cytokines

PRODUCT	CATALOG #	SOURCE	MW	Size		1mg
				A	B	
				\$95	\$215	
Human MIP-1 α (CCL3)	AF-300-08	<i>E.coli</i>	7.8 kDa	5 μ g	20 μ g	\$3,300

Additional sizes available please inquire

Polyclonal Antibodies - Antigen Affinity Purified

PRODUCT	CATALOG #	SOURCE	APPLICATIONS	Size		1mg
				A	B	
				\$195	\$250	
Anti-Human MIP-1 α (CCL3)	500-P38	<i>Rabbit</i>	E, WB	50 μ g	100 μ g	\$1,700
Biot. Anti-Human MIP-1 α (CCL3)	500-P38Bt	<i>Rabbit</i>	E, WB	25 μ g	50 μ g	\$3,400
Anti-Human MIP-1 α (CCL3)	500-P38G	<i>Goat</i>	I, E, WB	50 μ g	100 μ g	\$1,700
Biot. Anti-Human MIP-1 α (CCL3)	500-P38GBt	<i>Goat</i>	E, WB	25 μ g	50 μ g	\$3,400
Anti-Murine MIP-1 α (CCL3)	500-P121	<i>Rabbit</i>	E, WB	50 μ g	100 μ g	\$1,700
Biot. Anti-Murine MIP-1 α (CCL3)	500-P121Bt	<i>Rabbit</i>	E, WB	25 μ g	50 μ g	\$3,400
Anti-Rat MIP-1 α (CCL3)	500-P77	<i>Rabbit</i>	E, WB, N	50 μ g	100 μ g	\$1,700
Biot. Anti-Rat MIP-1 α (CCL3)	500-P77Bt	<i>Rabbit</i>	E, WB	25 μ g	50 μ g	\$3,400
Anti-Human MIP-1 β (CCL4)	500-P38B	<i>Rabbit</i>	E, WB	50 μ g	100 μ g	\$1,700
Biot. Anti-Human MIP-1 β (CCL4)	500-P38BBt	<i>Rabbit</i>	E, WB	25 μ g	50 μ g	\$3,400
Anti-Murine MIP-1 β (CCL4)	500-P213	<i>Rabbit</i>	E, WB, N	50 μ g	100 μ g	\$1,700
Biot. Anti-Murine MIP-1 β (CCL4)	500-P213Bt	<i>Rabbit</i>	E, WB	25 μ g	50 μ g	\$3,400
Anti-Murine MIP-1 γ (CCL9/10)	500-P117	<i>Rabbit</i>	E, WB	50 μ g	100 μ g	\$1,700
Biot. Anti-Murine MIP-1 γ (CCL9/10)	500-P117Bt	<i>Rabbit</i>	E, WB	25 μ g	50 μ g	\$3,400

Biot. = Biotinylated

Key: I = IHC, E = ELISA, WB = Western blot, N = Neutralization

Monoclonal Antibodies

PRODUCT	CATALOG #	SOURCE	APPLICATIONS	Size	PRICE
Anti-Human MIP-1 α (CCL3)	500-M74	<i>Mouse</i>	E, WB, N	500 μ g	\$150

Key: I = IHC, E = ELISA, WB = Western blot, N = Neutralization

Standard ELISA Development Kits

Each kit contains: capture antibody, detection antibody, calibrated standard, and HRP conjugate, sufficient to assay the target cytokine in at least 1000 ELISA plate wells.

Human MIP-1 α (CCL3)	ABTS CATALOG #	900-K35	PRICE: \$320
Murine MIP-1 α (CCL3)	ABTS CATALOG #	900-K125	PRICE: \$320
Rat MIP-1 α (CCL3)	ABTS CATALOG #	900-K75	PRICE: \$320
Human MIP-1 β (CCL4)	TMB CATALOG #	900-T36	PRICE: \$320
Murine MIP-1 β (CCL4)	ABTS CATALOG #	900-K278	PRICE: \$320

MIPs continued on next page...

MIP-1 α (CCL3), β (CCL4) *Macrophage Inflammatory Proteins-1 α , -1 β (continued...)*

Mini ELISA Development Kits

Each kit contains: capture antibody, detection antibody, calibrated standard, and HRP conjugate, sufficient to assay the target cytokine in at least 200 ELISA plate wells.

Human MIP-1 α (CCL3)	ABTS CATALOG # 900-M35	PRICE: \$100
Murine MIP-1 α (CCL3)	ABTS CATALOG # 900-M125	PRICE: \$100
Human MIP-1 β (CCL4)	TMB CATALOG # 900-TM36	PRICE: \$100
Murine MIP-1 β (CCL4)	ABTS CATALOG # 900-M278	PRICE: \$100

MIP-3 (CCL23) *Macrophage Inflammatory Protein-3*

Synonyms: MPIF-1, Ck- β 8

RUO Cytokines

PRODUCT	CATALOG #	SOURCE	MW	Size A	Size B	1mg
				\$80	\$195	
Human MIP-3 (CCL23)	300-29	<i>E.coli</i>	11.3 kDa	5 μ g	20 μ g	\$3,000

Additional sizes available please inquire

Polyclonal Antibodies - Antigen Affinity Purified

PRODUCT	CATALOG #	SOURCE	APPLICATIONS	Size A	Size B	1mg
				\$195	\$250	
Anti-Human MIP-3 (CCL23)	500-P124	<i>Rabbit</i>	E, WB, N	50 μ g	100 μ g	\$1,700
Biot. Anti-Human MIP-3 (CCL23)	500-P124Bt	<i>Rabbit</i>	E, WB	25 μ g	50 μ g	\$3,400

Biot. = Biotinylated Key: I = IHC, E = ELISA, WB = Western blot, N = Neutralization

MIP-3 α (CCL20) *Macrophage Inflammatory Protein-3 α*

Synonyms: LARC, Exodus-1

RUO Cytokines

PRODUCT	CATALOG #	SOURCE	MW	Size A	Size B	1mg
				\$80	\$195	
Human MIP-3 α (CCL20)	300-29A	<i>E.coli</i>	8.0 kDa	5 μ g	20 μ g	\$3,000
Murine MIP-3 α (CCL20)	250-27	<i>E.coli</i>	7.9 kDa	5 μ g	20 μ g	\$3,000

Additional sizes available please inquire

Polyclonal Antibodies - Antigen Affinity Purified

PRODUCT	CATALOG #	SOURCE	APPLICATIONS	Size A	Size B	1mg
				\$195	\$250	
Anti-Human MIP-3 α (CCL20)	500-P95A	<i>Rabbit</i>	I, E, WB	50 μ g	100 μ g	\$1,700
Biot. Anti-Human MIP-3 α (CCL20)	500-P95ABt	<i>Rabbit</i>	E, WB	25 μ g	50 μ g	\$3,400

Biot. = Biotinylated Key: I = IHC, E = ELISA, WB = Western blot, N = Neutralization

Monoclonal Antibodies

PRODUCT	CATALOG #	SOURCE	APPLICATIONS	Size	PRICE
Anti-Human MIP-3 α (CCL20)	500-M28	<i>Mouse</i>	E, WB	500 μ g	\$150

Key: I = IHC, E = ELISA, WB = Western blot, N = Neutralization

MIP-3 β (CCL19) *Macrophage Inflammatory Protein-3 β*

Synonyms: ELC, Exodus-3, SCYA19

RUO Cytokines

PRODUCT	CATALOG #	SOURCE	MW	Size A	Size B	1mg
				\$80	\$195	
Human MIP-3 β (CCL19)	300-29B	<i>E.coli</i>	8.8 kDa	5 μ g	20 μ g	\$3,000
Murine MIP-3 β (CCL19)	250-27B	<i>E.coli</i>	9.2 kDa	5 μ g	20 μ g	\$3,000

Additional sizes available please inquire

Polyclonal Antibodies - Antigen Affinity Purified

PRODUCT	CATALOG #	SOURCE	APPLICATIONS	Size A	Size B	1mg
				\$195	\$250	
Anti-Human MIP-3 β (CCL19)	500-P95B	<i>Rabbit</i>	E, WB, N	50 μ g	100 μ g	\$1,700
Biot. Anti-Human MIP-3 β (CCL19)	500-P95BBt	<i>Rabbit</i>	E, WB	25 μ g	50 μ g	\$3,400

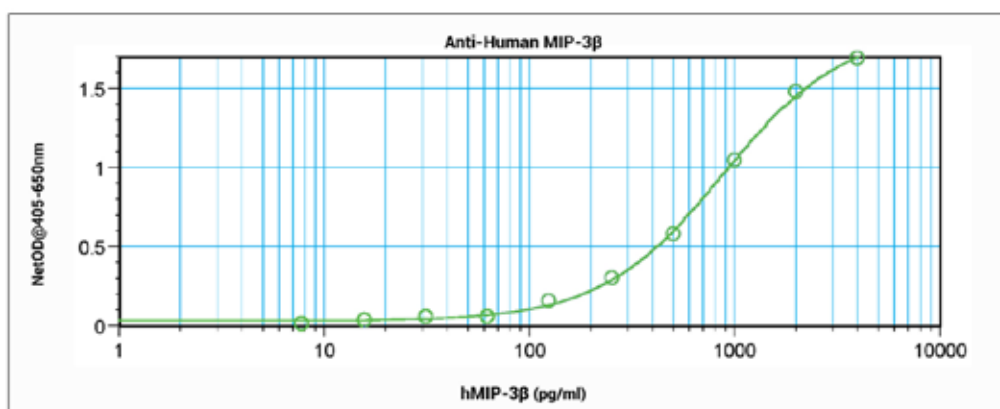
Biot. = Biotinylated

Key: I = IHC, E = ELISA, WB = Western blot, N = Neutralization

Monoclonal Antibodies

PRODUCT	CATALOG #	SOURCE	APPLICATIONS	Size	PRICE
Anti-Human MIP-3 β (CCL19)	500-M29	<i>Mouse</i>	I, E, WB	500 μ g	\$150.00

Key: I = IHC, E = ELISA, WB = Western blot, N = Neutralization



MIP-4 (CCL18) *Macrophage Inflammatory Protein-4*

Synonyms: PARC, DC-CK1, AMAC-1

RUO Cytokines

PRODUCT	CATALOG #	SOURCE	MW	Size A	Size B	1mg
				\$80	\$195	
Human MIP-4 (CCL18)	300-34	<i>E.coli</i>	7.8 kDa	2 μ g	10 μ g	\$3,000

Additional sizes available please inquire

Polyclonal Antibodies - Antigen Affinity Purified

PRODUCT	CATALOG #	SOURCE	APPLICATIONS	Size A	Size B	1mg
				\$195	\$250	
Anti-Human MIP-4 (CCL18)	500-P108	<i>Rabbit</i>	I, E, WB, N	50 μ g	100 μ g	\$1,700
Biot. Anti-Human MIP-4 (CCL18)	500-P108Bt	<i>Rabbit</i>	E, WB	25 μ g	50 μ g	\$3,400

Biot. = Biotinylated

Key: I = IHC, E = ELISA, WB = Western blot, N = Neutralization

MIP-5 (CCL15) *Macrophage Inflammatory Protein-5*

Synonyms: HCC-2, Lkn-1

RUO Cytokines

PRODUCT	CATALOG #	SOURCE	MW	Size A	Size B	1mg
				\$80	\$195	
Human MIP-5 (CCL15)	300-43	<i>E.coli</i>	10.1 kDa	5µg	25µg	\$3,000

Additional sizes available please inquire

Polyclonal Antibodies - Antigen Affinity Purified

PRODUCT	CATALOG #	SOURCE	APPLICATIONS	Size A	Size B	1mg
				\$195	\$250	
Anti-Human MIP-5 (CCL15)	500-P123G	<i>Goat</i>	E, WB, N	50µg	100µg	\$1,700
Biot. Anti-Human MIP-5 (CCL15)	500-P123GBt	<i>Goat</i>	E, WB	25µg	50µg	\$3,400

Biot. = Biotinylated

Key: I = IHC, E = ELISA, WB = Western blot, N = Neutralization

MMP-1 *Matrix Metalloproteinase-1*

Synonyms: Fibroblast Collagenase, Interstitial Collagenase

RUO Cytokines

PRODUCT	CATALOG #	SOURCE	MW	Size A	Size B	1mg
				\$80	\$195	
Human MMP-1	420-01	<i>E.coli</i>	42.7 kDa	2µg	10µg	\$5,200

Additional sizes available please inquire

MMP-2 *Matrix Metalloproteinase-2*

Synonyms: Gelatinase A, TBE-1

RUO Cytokines

PRODUCT	CATALOG #	SOURCE	MW	Size A	Size B	1mg
				\$80	\$195	
Human MMP-2	420-02	<i>E.coli</i>	62.0 kDa	2µg	10µg	\$5,200

Additional sizes available please inquire

MMP-3 *Matrix Metalloproteinase-3*

Synonyms: Stromelysin-1, SL-1, Transin-1

RUO Cytokines

PRODUCT	CATALOG #	SOURCE	MW	Size A	Size B	1mg
				\$80	\$195	
Human MMP-3	420-03	<i>E.coli</i>	42.8 kDa	2µg	10µg	\$5,200

Additional sizes available please inquire

Myostatin

Synonyms: GDF-8

RUO Cytokines

PRODUCT	CATALOG #	SOURCE	MW	Size A	Size B	1mg
				\$80	\$195	
Human/Murine/Rat Myostatin	120-00	<i>E.coli</i>	25.0 kDa	2µg	10µg	\$5,200

Additional sizes available please inquire

Myostatin-Propeptide

Synonyms: None

RUO Cytokines

PRODUCT	CATALOG #	SOURCE	MW	Size A	Size B	1mg
				\$80	\$195	
Human Myostatin-Propeptide	120-12	<i>E.coli</i>	27.8 kDa	5µg	25µg	\$5,200

Additional sizes available please inquire

Nanog

Synonyms: None

RUO Cytokines

PRODUCT	CATALOG #	SOURCE	MW	Size A	Size B	1mg
				\$80	\$195	
Human Nanog	120-21	<i>E.coli</i>	34.7 kDa	5µg	20µg	\$3,900
Human Nanog-TAT	120-21B	<i>E.coli</i>	36.1 kDa	5µg	20µg	\$3,900

Additional sizes available please inquire

Polyclonal Antibodies - Antigen Affinity Purified

PRODUCT	CATALOG #	SOURCE	APPLICATIONS	Size A	Size B	1mg
				\$195	\$250	
Anti-Human Nanog	500-P236	<i>Rabbit</i>	I, E, WB	50µg	100µg	\$1,700
Biot. Anti-Human Nanog	500-P236Bt	<i>Rabbit</i>	E, WB	25µg	50µg	\$3,400

Biot. = Biotinylated

Key: I = IHC, E = ELISA, WB = Western blot, N = Neutralization

NAP-2 (CXCL7) Neutrophil Activating Protein-2

Synonyms: PBP (parent molecule), CTAP-III (precursor)

RUO Cytokines

PRODUCT	CATALOG #	SOURCE	MW	Size A	Size B	1mg
				\$80	\$195	
Human NAP-2 (CXCL7)	300-14	<i>E.coli</i>	7.6 kDa	2µg	10µg	\$3,000

Additional sizes available please inquire

Polyclonal Antibodies - Antigen Affinity Purified

PRODUCT	CATALOG #	SOURCE	APPLICATIONS	Size A	Size B	1mg
				\$195	\$250	
Anti-Human NAP-2 (CXCL7)	500-P03	<i>Rabbit</i>	E, WB, N	50µg	100µg	\$1,700
Biot. Anti-Human NAP-2 (CXCL7)	500-P03Bt	<i>Rabbit</i>	E, WB	25µg	50µg	\$3,400
Anti-Human NAP-2 (CXCL7)	500-P03G	<i>Goat</i>	E, WB	50µg	100µg	\$1,700
Biot. Anti-Human NAP-2 (CXCL7)	500-P03GBt	<i>Goat</i>	E, WB	25µg	50µg	\$3,400

Biot. = Biotinylated

Key: I = IHC, E = ELISA, WB = Western blot, N = Neutralization

Monoclonal Antibodies

PRODUCT	CATALOG #	SOURCE	APPLICATIONS	Size	PRICE
Anti-Human NAP-2 (CXCL7)	500-M33	<i>Mouse</i>	E, WB	500µg	\$150

Key: I = IHC, E = ELISA, WB = Western blot, N = Neutralization

Standard ELISA Development Kits

Each kit contains: capture antibody, detection antibody, calibrated standard, and HRP Conjugate, sufficient to assay the target cytokine in at least 1000 ELISA plate wells.

Human NAP-2 (CXCL7)	ABTS CATALOG #	900-K40	PRICE: \$320
---------------------	----------------	---------	--------------

Nesfatin-1

Synonyms: None

RUO Cytokines

PRODUCT	CATALOG #	SOURCE	MW	Size A	Size B	1mg
				\$80	\$195	
Human Nesfatin-1	300-67	<i>E.coli</i>	9.7 kDa	20µg	100µg	\$1,100

Additional sizes available please inquire

Neuritin

Synonyms: CPG15, NRN1

RUO Cytokines

PRODUCT	CATALOG #	SOURCE	MW	Size A	Size B	1mg
				\$80	\$195	
Human/Rat Neuritin	450-36D	<i>E.coli</i>	19.4 kDa	5µg	20µg	\$3,000

Additional sizes available please inquire

Neuropoietin

Synonyms: NPO, NP

RUO Cytokines

PRODUCT	CATALOG #	SOURCE	MW	Size A	Size B	1mg
				\$80	\$195	
Murine Neuropoietin	250-25B	<i>E.coli</i>	19.8 kDa	5µg	25µg	\$3,000

Additional sizes available please inquire

Neuroserpin

Synonyms: Serpin I1, Protease inhibitor 12

RUO Cytokines

PRODUCT	CATALOG #	SOURCE	MW	Size A	Size B	1mg
				\$80	\$195	
Human Neuroserpin	130-14	<i>E.coli</i>	44.8 kDa	5µg	25µg	\$3,000

Additional sizes available please inquire

Polyclonal Antibodies - Antigen Affinity Purified

PRODUCT	CATALOG #	SOURCE	APPLICATIONS	Size A	Size B	1mg
				\$195	\$250	
Anti-Human Neuroserpin	500-P271	<i>Rabbit</i>	E, WB	50µg	100µg	\$1,700
Biot. Anti-Human Neuroserpin	500-P271Bt	<i>Rabbit</i>	E, WB	25µg	50µg	\$3,400

Biot. = Biotinylated

Key: I = IHC, E = ELISA, WB = Western blot, N = Neutralization

Standard ELISA Development Kits

Each kit contains: capture antibody, detection antibody, calibrated standard, and HRP Conjugate, sufficient to assay the target cytokine in at least 1000 ELISA plate wells.

Human Neuroserpin	ABTS CATALOG # 900-K412	PRICE: \$320
-------------------	--------------------------------	---------------------

Mini ELISA Development Kits

Each kit contains: capture antibody, detection antibody, calibrated standard, and HRP Conjugate, sufficient to assay the target cytokine in at least 200 ELISA plate wells.

Human Neuroserpin	ABTS CATALOG # 900-M412	PRICE: \$100
-------------------	--------------------------------	---------------------

Neurturin

Synonyms: NTN, NRTN

RUO Cytokines

PRODUCT	CATALOG #	SOURCE	MW	Size A	Size B	1mg
				\$80	\$195	
Human Neurturin	450-11	<i>E.coli</i>	23.6 kDa	5µg	20µg	\$3,000

Additional sizes available please inquire

Polyclonal Antibodies - Antigen Affinity Purified

PRODUCT	CATALOG #	SOURCE	APPLICATIONS	Size A	Size B	1mg
				\$195	\$250	
Anti-Human Neurturin	500-P102	<i>Rabbit</i>	E, WB	50µg	100µg	\$1,700
Biot. Anti-Human Neurturin	500-P102bt	<i>Rabbit</i>	E, WB	25µg	50µg	\$3,400

Biot. = Biotinylated

Key: I = IHC, E = ELISA, WB = Western blot, N = Neutralization

β-NGF *beta-Nerve Growth Factor*

Synonyms: NGF-β

RUO Cytokines

PRODUCT	CATALOG #	SOURCE	MW	Size A	Size B	1mg
				\$80	\$195	
Human β-NGF	450-01	<i>E.coli</i>	27.0 kDa	20µg	100µg	\$1,100
Murine β-NGF	450-34	<i>E.coli</i>	26.8 kDa	5µg	20µg	\$3,000

Additional sizes available please inquire

Animal-Free Cytokines

PRODUCT	CATALOG #	SOURCE	MW	Size A	Size B	1mg
				\$95	\$215	
Human β-NGF	AF-450-01	<i>E.coli</i>	27.0 kDa	20µg	100µg	\$1,200

Additional sizes available please inquire

Polyclonal Antibodies - Antigen Affinity Purified

PRODUCT	CATALOG #	SOURCE	APPLICATIONS	Size A	Size B	1mg
				\$195	\$250	
Anti-Human β-NGF	500-P85	<i>Rabbit</i>	I, E, WB, N	50µg	100µg	\$1,700
Biot. Anti-Human β-NGF	500-P85Bt	<i>Rabbit</i>	E, WB	25µg	50µg	\$3,400

Biot. = Biotinylated

Key: I = IHC, E = ELISA, WB = Western blot, N = Neutralization

Monoclonal Antibodies

PRODUCT	CATALOG #	SOURCE	APPLICATIONS	Size	PRICE
Anti-Human β-NGF	500-M85	<i>Mouse</i>	I, E, WB, N	500µg	\$150

Key: I = IHC, E = ELISA, WB = Western blot, N = Neutralization

Standard ELISA Development Kits

Each kit contains: capture antibody, detection antibody, calibrated standard, and HRP Conjugate, sufficient to assay the target cytokine in at least 1000 ELISA plate wells.

Human β-NGF	ABTS CATALOG #	900-K60	PRICE: \$320
-------------	----------------	---------	--------------

Mini ELISA Development Kits

Each kit contains: capture antibody, detection antibody, calibrated standard, and HRP Conjugate, sufficient to assay the target cytokine in at least 200 ELISA plate wells.

Human β-NGF	ABTS CATALOG #	900-M60	PRICE: \$100
-------------	----------------	---------	--------------

NNT-1/BCSF-3 *Novel Neurotrophin-1/B-Cell-Stimulating Factor-3*

Synonyms: Cardiotrophin-like cytokine

RUO Cytokines

PRODUCT	CATALOG #	SOURCE	MW	Size A	Size B	1mg
				\$80	\$195	
Human NNT-1/BCSF-3	450-18	<i>E.coli</i>	22.4 kDa	2µg	10µg	\$5,200

Additional sizes available please inquire

Polyclonal Antibodies - Antigen Affinity Purified

PRODUCT	CATALOG #	SOURCE	APPLICATIONS	Size A	Size B	1mg
				\$195	\$250	
Anti-human NNT-1/BCSF-3	500-P186	<i>Rabbit</i>	E, WB	50µg	100µg	\$1,700
Biot. anti-human NNT-1/BCSF-3	500-P186bt	<i>Rabbit</i>	E, WB	25µg	50µg	\$3,400

Biot. = Biotinylated Key: I = IHC, E = ELISA, WB = Western blot, N = Neutralization

Noggin

Synonyms: None

RUO Cytokines

PRODUCT	CATALOG #	SOURCE	MW	Size A	Size B	1mg
				\$80	\$195	
Human Noggin	120-10C	<i>HEK293 cells</i>	46.0 kDa	5µg	20µg	\$3,900
Murine Noggin	250-38	<i>E.coli</i>	46.4 kDa	5µg	20µg	\$3,900

Additional sizes available please inquire

Animal-Free Cytokines

PRODUCT	CATALOG #	SOURCE	MW	Size A	Size B	1mg
				\$95	\$215	
Murine Noggin	AF-250-38	<i>E.coli</i>	46.4 kDa	5µg	20µg	\$4,300

Additional sizes available please inquire

NOV *Nephroblastoma Overexpressed gene*

Synonyms: CCN3, IGFBP9, NovH

RUO Cytokines

PRODUCT	CATALOG #	SOURCE	MW	Size A	Size B	1mg
				\$80	\$195	
Human NOV	120-26	<i>E.coli</i>	36.2 kDa	5µg	20µg	\$3,900

Additional sizes available please inquire

Polyclonal Antibodies - Antigen Affinity Purified

PRODUCT	CATALOG #	SOURCE	APPLICATIONS	Size A	Size B	1mg
				\$195	\$250	
Anti-Human NOV	500-P257	<i>Rabbit</i>	I, E, WB	50µg	100µg	\$1,700
Biot. Anti-Human NOV	500-P257Bt	<i>Rabbit</i>	E, WB	25µg	50µg	\$3,400

Biot. = Biotinylated Key: I = IHC, E = ELISA, WB = Western blot, N = Neutralization

Standard ELISA Development Kits

Each kit contains: capture antibody, detection antibody, calibrated standard, and HRP Conjugate, sufficient to assay the target cytokine in at least 1000 ELISA plate wells.

Human NOV	ABTS CATALOG #	900-K338	PRICE: \$320
-----------	----------------	----------	--------------

NP-1 *Neutrophil Peptide-1*

Synonyms: Alpha Defensin-1, HNP-1, Cryptdin

RUO Cytokines

PRODUCT	CATALOG #	SOURCE	MW	Size A	Size B	1mg
				\$80	\$195	
Human NP-1	300-42	<i>E.coli</i>	3.4 kDa	5µg	20µg	\$3,000

Additional sizes available please inquire

Polyclonal Antibodies - Antigen Affinity Purified

PRODUCT	CATALOG #	SOURCE	APPLICATIONS	Size A	Size B	1mg
				\$195	\$250	
Anti-Human NP-1	500-P126G	<i>Goat</i>	E, WB, N	50µg	100µg	\$1,700
Biot. Anti-Human NP-1	500-P126GBt	<i>Goat</i>	E, WB	25µg	50µg	\$3,400

Biot. = Biotinylated

Key: I = IHC, E = ELISA, WB = Western blot, N = Neutralization

NT-3 *Neurotrophin-3*

Synonyms: Neurotrophic Factor, Nerve Growth Factor-2 (NGF-2), HGNF

RUO Cytokines

PRODUCT	CATALOG #	SOURCE	MW	Size A	Size B	1mg
				\$80	\$195	
Human NT-3	450-03	<i>E.coli</i>	27.2 kDa	2µg	10µg	\$5,200

Additional sizes available please inquire

Animal-Free Cytokines

PRODUCT	CATALOG #	SOURCE	MW	Size A	Size B	1mg
				\$95	\$215	
Human NT-3	AF-450-03	<i>E.coli</i>	27.2 kDa	2µg	10µg	\$5,700

Additional sizes available please inquire

Polyclonal Antibodies - Antigen Affinity Purified

PRODUCT	CATALOG #	SOURCE	APPLICATIONS	Size A	Size B	1mg
				\$195	\$250	
Anti-Human NT-3	500-P82	<i>Rabbit</i>	E, WB	50µg	100µg	\$1,700
Biot. Anti-Human NT-3	500-P82Bt	<i>Rabbit</i>	E, WB	25µg	50µg	\$3,400
Anti-Human NT-3	500-P82G	<i>Goat</i>	E, WB, N	50µg	100µg	\$1,700
Biot. Anti-Human NT-3	500-P82GBt	<i>Goat</i>	E, WB	25µg	50µg	\$3,400

Biot. = Biotinylated

Key: I = IHC, E = ELISA, WB = Western blot, N = Neutralization

NT-4 *Neurotrophin-4*

Synonyms: Neurotrophin 4/5 (NT-4/NT-5)

RUO Cytokines

PRODUCT	CATALOG #	SOURCE	MW	Size A	Size B	1mg
				\$80	\$195	
Human NT-4	450-04	<i>E.coli</i>	28.1 kDa	2µg	10µg	\$5,200

Additional sizes available please inquire

Animal-Free Cytokines

PRODUCT	CATALOG #	SOURCE	MW	Size A	Size B	1mg
				\$95	\$215	
Human NT-4	AF-450-04	<i>E.coli</i>	28.1 kDa	2µg	10µg	\$5,700

Additional sizes available please inquire

NT-4 Continued on next page ...

NT-4 *Neurotrophin-4 (continued...)*

Polyclonal Antibodies - Antigen Affinity Purified

PRODUCT	CATALOG #	SOURCE	APPLICATIONS	Size A	Size B	1mg
				\$195	\$250	
Anti-Human NT-4	500-P83G	Goat	E, WB	50µg	100µg	\$1,700
Biot. Anti-Human NT-4	500-P83GBt	Goat	E, WB	25µg	50µg	\$3,400

Biot. = Biotinylated

Key: I = IHC, E = ELISA, WB = Western blot, N = Neutralization

Monoclonal Antibodies

PRODUCT	CATALOG #	SOURCE	APPLICATIONS	Size	PRICE
Anti-Human NT-4	500-M24	Mouse	E	500µg	\$150.00

Key: I = IHC, E = ELISA, WB = Western blot, N = Neutralization

Oncostatin M

Synonyms: OSM

RUO Cytokines

PRODUCT	CATALOG #	SOURCE	MW	Size A	Size B	1mg
				\$80	\$195	
Human Oncostatin M (227 a.a.)	300-10	<i>E.coli</i>	25.7 kDa	2µg	10µg	\$5,200
Human Oncostatin M (209 a.a.)	300-10T	<i>E.coli</i>	23.6 kDa	2µg	10µg	\$5,200
Rat Oncostatin M	400-36	<i>E.coli</i>	24.4 kDa	2µg	10µg	\$5,200

Additional sizes available please inquire

Animal-Free Cytokines

PRODUCT	CATALOG #	SOURCE	MW	Size A	Size B	1mg
				\$95	\$215	
Human Oncostatin M (209 a.a.)	AF-300-10T	<i>E.coli</i>	23.6 kDa	2µg	10µg	\$5,700

Additional sizes available please inquire

Polyclonal Antibodies - Antigen Affinity Purified

PRODUCT	CATALOG #	SOURCE	APPLICATIONS	Size A	Size B	1mg
				\$195	\$250	
Anti-Human Oncostatin M	500-P30	Rabbit	I, E, WB, N	50µg	100µg	\$1,700
Biot. Anti-Human Oncostatin M	500-P30Bt	Rabbit	E, WB	25µg	50µg	\$3,400

Biot. = Biotinylated

Key: I = IHC, E = ELISA, WB = Western blot, N = Neutralization

OPG *Osteoprotegerin*

Synonyms: TNFRSF11B, OCIF (Osteoclastogenesis Inhibitory Factor), TR1

RUO Cytokines

PRODUCT	CATALOG #	SOURCE	MW	Size A	Size B	1mg
				\$80	\$195	
Human OPG	450-14	<i>E.coli</i>	20.0 kDa	10µg	50µg	\$1,500

Additional sizes available please inquire

Polyclonal Antibodies - Antigen Affinity Purified

PRODUCT	CATALOG #	SOURCE	APPLICATIONS	Size A	Size B	1mg
				\$195	\$250	
Anti-Human OPG	500-P149	Rabbit	I, E, WB	50µg	100µg	\$1,700
Biot. Anti-Human OPG	500-P149Bt	Rabbit	E, WB	25µg	50µg	\$3,400

Biot. = Biotinylated

Key: I = IHC, E = ELISA, WB = Western blot, N = Neutralization

Osteopontin

Synonyms: Bone sialoprotein 1, Secreted phosphoprotein 1, SPP-1, Nephropontin, Uropontin

RUO Cytokines

PRODUCT	CATALOG #	SOURCE	MW	Size A	Size B	1mg
				\$80	\$195	
Human Osteopontin	120-35	HEK293 cells	33.7 kDa	10µg	50µg	\$1,500

Additional sizes available please inquire

Polyclonal Antibodies - Antigen Affinity Purified

PRODUCT	CATALOG #	SOURCE	APPLICATIONS	Size A	Size B	1mg
				\$195	\$250	
Anti-Human Osteopontin	500-P314	Rabbit	E, WB	50µg	100µg	\$1,700
Biot. Anti-Human Osteopontin	500-P314Bt	Rabbit	E, WB	25µg	50µg	\$3,400

Biot. = Biotinylated

Key: I = IHC, E = ELISA, WB = Western blot, N = Neutralization, NA = Neutralization not tested

OTOR

Synonyms: Otoraplin, MIAL (Melanoma Inhibitory Activity-like Protein)

RUO Cytokines

PRODUCT	CATALOG #	SOURCE	MW	Size A	Size B	1mg
				\$80	\$195	
Human OTOR	130-03	E.coli	12.7 kDa	5µg	20µg	\$3,900

Additional sizes available please inquire

sOX40 Ligand

Synonyms: OX40L, Glycoprotein Gp34, CD252, TXGP1, TNFSF4

RUO Cytokines

PRODUCT	CATALOG #	SOURCE	MW	Size A	Size B	1mg
				\$80	\$195	
Human sOX40 Ligand	310-28	Insect cells	15.4 kDa	2µg	10µg	\$5,200

Additional sizes available please inquire

p16-INK4a

Synonyms: Cyclin-Dependent Kinase Inhibitor 2A, Cyclin-Dependent Kinase 4 Inhibitor A, CDK4I, p16INK4A, Multiple Tumor Suppressor 1, MTS-1, p16-INK4

RUO Cytokines

PRODUCT	CATALOG #	SOURCE	MW	Size A	Size B	1mg
				\$80	\$195	
Human p16-INK4a	110-02	E.coli	16.5 kDa	5µg	20µg	\$3,900
Human p16-INK4a-TAT	110-02T	E.coli	18.0 kDa	5µg	25µg	\$3,000

Additional sizes available please inquire

Polyclonal Antibodies - Antigen Affinity Purified

PRODUCT	CATALOG #	SOURCE	APPLICATIONS	Size A	Size B	1mg
				\$195	\$250	
Anti-Human p16-INK4a-TAT	500-P284T	Rabbit	E, WB	50µg	100µg	\$1,700
Biot. Anti-Human p16-INK4a-TAT	500-P284TBt	Rabbit	E, WB	25µg	50µg	\$3,400

Biot. = Biotinylated

Key: I = IHC, E = ELISA, WB = Western blot, N = Neutralization

O-P

PAF-AH

Synonyms: PAF acetylhydrolase, PAF 2-acylhydrolase, LDL-associated Phospholipase A2, LDL-PLA(2), 2-acetyl-1-alkylglycerophosphocholine esterase, 1-alkyl-2-acetyl-glycerophosphocholine esterase

RUO Cytokines

PRODUCT	CATALOG #	SOURCE	MW	Size A	Size B	1mg
				\$80	\$195	
Human PAF-AH	140-10	HEK293 cells	47.8 kDa	5µg	20µg	\$3,000

Additional sizes available please inquire

PAI-1 Plasminogen Activator Inhibitor-1

Synonyms: Serpin E1

RUO Cytokines

PRODUCT	CATALOG #	SOURCE	MW	Size A	Size B	1mg
				\$80	\$195	
Human PAI-1	140-04	E.coli	42.7 kDa	2µg	10µg	\$5,200

Additional sizes available please inquire

Polyclonal Antibodies - Antigen Affinity Purified

PRODUCT	CATALOG #	SOURCE	APPLICATIONS	Size A	Size B	1mg
				\$195	\$250	
Anti-Human PAI-1	500-P260	Rabbit	I, E, WB, N	50µg	100µg	\$1,700
Biot. Anti-Human PAI-1	500-P260Bt	Rabbit	E, WB	25µg	50µg	\$3,400

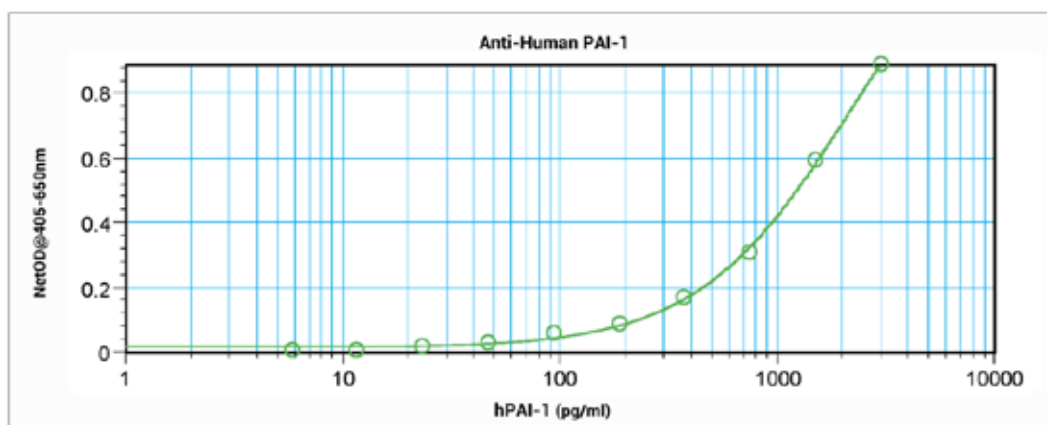
Biot. = Biotinylated

Key: I = IHC, E = ELISA, WB = Western blot, N = Neutralization

Standard ELISA Development Kits

Each kit contains: capture antibody, detection antibody, calibrated standard, and HRP Conjugate, sufficient to assay the target cytokine in at least 1000 ELISA plate wells.

Human PAI-1	ABTS CATALOG #	900-K383	PRICE: \$320
-------------	----------------	----------	--------------



PAI-2 Plasminogen Activator Inhibitor-2

Synonyms: Serpin B2, Urokinase Inhibitor, Monocyte Arg-serpin

Recombinant Proteins

PRODUCT	CATALOG #	SOURCE	MW	Size A	Size B	1mg
				\$80	\$195	
Human PAI-2	140-06	E.coli	46.5 kDa	2µg	10µg	\$5,200

Additional sizes available please inquire

PDGF-AA, -AB, -BB, -CC *Platelet-Derived Growth Factor*

Synonyms: **PDGF-AA:** Platelet-Derived Growth Factor-AA, Glioma-Derived Growth Factor (GDGF), Osteosarcoma-Derived Growth Factor (ODGF); **PDGF-AB:** Platelet-Derived Growth Factor-AB, Glioma-Derived Growth Factor (GDGF), Osteosarcoma-Derived Growth Factor (ODGF), PCGF; **PDGF-BB:** Platelet-Derived Growth Factor-BB, Glioma-Derived Growth Factor (GDGF), Osteosarcoma-Derived Growth Factor (ODGF); **PDGF-CC:** Platelet-Derived Growth Factor-CC, Spinal Cord-Derived Growth Factor (SCDGF), Fallotein

RUO Cytokines

PRODUCT	CATALOG #	SOURCE	MW	Size A	Size B	1mg
				\$80	\$195	
Human PDGF-AA	100-13A	<i>E.coli</i>	28.5 kDa	2µg	10µg	\$3,900
Murine PDGF-AA	315-17	<i>E.coli</i>	28.7 kDa	2µg	10µg	\$3,900
Human PDGF-AB	100-00AB	<i>E.coli</i>	26.4 kDa	2µg	10µg	\$3,900
Human PDGF-BB	100-14B	<i>E.coli</i>	24.3 kDa	2µg	10µg	\$3,900
Murine PDGF-BB	315-18	<i>E.coli</i>	24.4 kDa	2µg	10µg	\$3,900
Human PDGF-CC	100-00CC	<i>E.coli</i>	25.0 kDa	5µg	20µg	\$3,000

Additional sizes available please inquire

Animal-Free Cytokines

PRODUCT	CATALOG #	SOURCE	MW	Size A	Size B	1mg
				\$95	\$215	
Human PDGF-AA	AF-100-13A	<i>E.coli</i>	28.5 kDa	2µg	10µg	\$4,300
Human PDGF-BB	AF-100-14B	<i>E.coli</i>	24.3 kDa	2µg	10µg	\$4,300

Additional sizes available please inquire

Polyclonal Antibodies - Antigen Affinity Purified

PRODUCT	CATALOG #	SOURCE	APPLICATIONS	Size A	Size B	1mg
				\$195	\$250	
Anti-Human PDGF-AA	500-P46	<i>Rabbit</i>	E, WB, N	50µg	100µg	\$1,700
Biot. Anti-Human PDGF-AA	500-P46Bt	<i>Rabbit</i>	E, WB	25µg	50µg	\$3,400
Anti-Human PDGF-BB	500-P47	<i>Rabbit</i>	I, E, WB, N	50µg	100µg	\$1,700
Biot. Anti-Human PDGF-BB	500-P47Bt	<i>Rabbit</i>	E, WB	25µg	50µg	\$3,400

Biot. = Biotinylated

Key: I = IHC, E = ELISA, WB = Western blot, N = Neutralization

Standard ELISA Development Kits

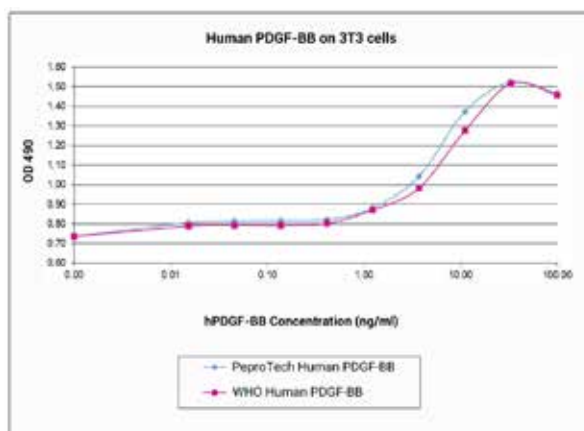
Each kit contains: capture antibody, detection antibody, calibrated standard, and HRP Conjugate, sufficient to assay the target cytokine in at least 1000 ELISA plate wells.

Human PDGF-BB	ABTS CATALOG # 900-K04	PRICE: \$320
---------------	------------------------	--------------

Mini ELISA Development Kits

Each kit contains: capture antibody, detection antibody, calibrated standard, and HRP Conjugate, sufficient to assay the target cytokine in at least 200 ELISA plate wells.

Human PDGF-BB	ABTS CATALOG # 900-M04	PRICE: \$100
---------------	------------------------	--------------



PD-L1 Fc *Programmed Death Ligand 1*

Synonyms: Programmed cell death 1 Ligand 1 (PDCD1L1), PD-1, B7-H1 (B7 homolog 1), CD274, SLEB2, SLE1

RUO Cytokines

PRODUCT	CATALOG #	SOURCE	MW	Size A	Size B	1mg
				\$80	\$195	
Human PD-L1 Fc	310-35	<i>CHO cells</i>	51.3 kDa	20µg	100µg	\$1,100

Additional sizes available please inquire

PECAM-1 *Platelet Endothelial Cell Adhesion Molecule*

Synonyms: CD31 antigen, EndoCAM

RUO Cytokines

PRODUCT	CATALOG #	SOURCE	MW	Size A	Size B	1mg
				\$80	\$195	
Human PECAM-1	150-06	<i>HEK293 cells</i>	64.3 kDa	10µg	50µg	\$1,500

Additional sizes available please inquire

PEDF *Pigment Epithelium-Derived Factor*

Synonyms: SerpinF1, EPC-1

RUO Cytokines

PRODUCT	CATALOG #	SOURCE	MW	Size A	Size B	1mg
				\$80	\$195	
Human PEDF	130-13	<i>E.coli</i>	44.5 kDa	5µg	20µg	\$3,900

Additional sizes available please inquire

Persephin

Synonyms: PSP, PSPN

RUO Cytokines

PRODUCT	CATALOG #	SOURCE	MW	Size A	Size B	1mg
				\$80	\$195	
Human Persephin	450-12	<i>E.coli</i>	20.8 kDa	5µg	20µg	\$3,000
Murine Persephin	450-35	<i>E.coli</i>	20.6 kDa	5µg	20µg	\$3,000

Additional sizes available please inquire

Polyclonal Antibodies - Antigen Affinity Purified

PRODUCT	CATALOG #	SOURCE	APPLICATIONS	Size A	Size B	1mg
				\$195	\$250	
Anti-Human Persephin	500-P138	<i>Rabbit</i>	E, WB	50µg	100µg	\$1,700
Biot. Anti-Human Persephin	500-P138Bt	<i>Rabbit</i>	E, WB	25µg	50µg	\$3,400

Biot. = Biotinylated

Key: I = IHC, E = ELISA, WB = Western blot, N = Neutralization

PF-4 (CXCL4) *Platelet Factor-4*

Synonyms: Oncostatin A, Ironplact

RUO Cytokines

PRODUCT	CATALOG #	SOURCE	MW	Size A	Size B	1mg
				\$80	\$195	
Human PF-4 (CXCL4)	300-16	<i>E.coli</i>	7.8 kDa	5µg	20µg	\$3,000
Murine PF-4 (CXCL4)	250-39	<i>E.coli</i>	8.2 kDa	5µg	20µg	\$3,000

Additional sizes available please inquire

Polyclonal Antibodies - Antigen Affinity Purified

PRODUCT	CATALOG #	SOURCE	APPLICATIONS	Size A	Size B	1mg
				\$195	\$250	
Anti-Human PF-4 (CXCL4)	500-P05	<i>Rabbit</i>	I, E, WB	50µg	100µg	\$1,700
Biot. Anti-Human PF-4 (CXCL4)	500-P05Bt	<i>Rabbit</i>	E, WB	25µg	50µg	\$3,400

Biot. = Biotinylated

Key: I = IHC, E = ELISA, WB = Western blot, N = Neutralization

Pleiotrophin

Synonyms: PTN, Heparin Affin Regulatory Protein (HARP), Heparin-Binding Growth Factor-8 (HBGF-8), Osteoblast-Specific Factor 1 (OSF-1)

RUO Cytokines

PRODUCT	CATALOG #	SOURCE	MW	Size A	Size B	1mg
				\$80	\$195	
Human Pleiotrophin	450-15	<i>E.coli</i>	15.4 kDa	5µg	20µg	\$3,000

Additional sizes available please inquire

PIGF-1 *Placenta Growth Factor-1*

Synonyms: PGF, PlGF, PGFL

RUO Cytokines

PRODUCT	CATALOG #	SOURCE	MW	Size A	Size B	1mg
				\$80	\$195	
Human PlGF-1	100-06	<i>E.coli</i>	29.7 kDa	5µg	25µg	\$3,000
Rat PlGF-1	400-39	<i>E.coli</i>	30.3 kDa	5µg	25µg	\$3,000

Additional sizes available please inquire

Animal-Free Cytokines

PRODUCT	CATALOG #	SOURCE	MW	Size A	Size B	1mg
				\$95	\$215	
Human PlGF-1	AF-100-06	<i>E.coli</i>	29.7 kDa	5µg	25µg	\$3,300

Additional sizes available please inquire

Polyclonal Antibodies - Antigen Affinity Purified

PRODUCT	CATALOG #	SOURCE	APPLICATIONS	Size A	Size B	1mg
				\$195	\$250	
Anti-Human PlGF-1	500-P226	<i>Rabbit</i>	E, WB	50µg	100µg	\$1,700
Biot. Anti-Human PlGF-1	500-P226Bt	<i>Rabbit</i>	E, WB	25µg	50µg	\$3,400

Biot. = Biotinylated

Key: I = IHC, E = ELISA, WB = Western blot, N = Neutralization

Standard ELISA Development Kits

Each kit contains: capture antibody, detection antibody, calibrated standard, and HRP Conjugate, sufficient to assay the target cytokine in at least 1000 ELISA plate wells.

Human PlGF-1	ABTS CATALOG #	900-K307	PRICE: \$320
--------------	----------------	----------	--------------

PIGF-2 *Placenta Growth Factor-2*

Synonyms: PGFL

RUO Cytokines

PRODUCT	CATALOG #	SOURCE	MW	Size A	Size B	1mg
				\$80	\$195	
Human PIGF-2	100-56	<i>E.coli</i>	34.0 kDa	5µg	25µg	\$3,000

Additional sizes available please inquire

PIGF-3 *Placenta Growth Factor-3*

Synonyms: PGFL

RUO Cytokines

PRODUCT	CATALOG #	SOURCE	MW	Size A	Size B	1mg
				\$80	\$195	
Human PIGF-3	100-57	<i>E.coli</i>	45.7 kDa	5µg	25µg	\$3,000

Additional sizes available please inquire

Prokineticin-2

Synonyms: PROK2, PK2, Protein Bv8 homolog

RUO Cytokines

PRODUCT	CATALOG #	SOURCE	MW	Size A	Size B	1mg
				\$80	\$195	
Human Prokineticin-2	100-46	<i>E.coli</i>	8.8 kDa	5µg	20µg	\$3,000

Additional sizes available please inquire

Prolactin

Synonyms: Mamotropin, Luterotropic hormone, Lutetropin

RUO Cytokines

PRODUCT	CATALOG #	SOURCE	MW	Size A	Size B	1mg
				\$80	\$195	
Human Prolactin	100-07	<i>E.coli</i>	23.0 kDa	10µg	50µg	\$1,500
Murine Prolactin	315-16	<i>E.coli</i>	22.5 kDa	10µg	50µg	\$1,500
Rat Prolactin	400-27	<i>E.coli</i>	22.6 kDa	10µg	50µg	\$1,500

Additional sizes available please inquire

PTHrP *Parathyroid Hormone-related Protein*

Synonyms: None

RUO Cytokines

PRODUCT	CATALOG #	SOURCE	MW	Size A	Size B	1mg
				\$80	\$195	
Human PTHrP	100-09	<i>E.coli</i>	9.8 kDa	10µg	50µg	\$1,500

Additional sizes available please inquire

Polyclonal Antibodies - Antigen Affinity Purified

PRODUCT	CATALOG #	SOURCE	APPLICATIONS	Size A	Size B	1mg
				\$195	\$250	
Anti-Human PTHrP	500-P276	<i>Rabbit</i>	E, WB	50µg	100µg	\$1,700
Biot. Anti-Human PTHrP	500-P276Bt	<i>Rabbit</i>	E, WB	25µg	50µg	\$3,400

Biot. = Biotinylated

Key: I = IHC, E = ELISA, WB = Western blot, N = Neutralization

R-Spondin-1, -2 and -3 *Roof plate-specific Spondin-1, -2 and -3*

Synonyms: R-Spondin-1: RSPO1; R-Spondin-2: RSPO2; R-Spondin-3: RSPO3, PWTSR, THSD2

RUO Cytokines

PRODUCT	CATALOG #	SOURCE	MW	Size A	Size B	1mg
				\$80	\$195	
Human R-Spondin-1	120-38	<i>CHO cells</i>	26.7 kDa	5µg	20µg	\$3,000
Murine R-Spondin-1	315-32	<i>CHO cells</i>	27.1 kDa	5µg	20µg	\$3,000
Human R-Spondin-2	120-43	<i>CHO cells</i>	24.4 kDa	5µg	20µg	\$3,000
Human R-Spondin-3	120-44	<i>CHO cells</i>	26.9 kDa	5µg	20µg	\$3,000

Additional sizes available please inquire

sRANK Ligand *soluble Receptor Activator of NF-κB Ligand*

Synonyms: TNFSF11, TRANCE (TNF-Related Activation-induced Cytokine), OPGL (Osteoprotegerin Ligand), ODF (Osteoclast Differentiation Factor), CD254

RUO Cytokines

PRODUCT	CATALOG #	SOURCE	MW	Size A	Size B	1mg
				\$80	\$195	
Human sRANK Ligand	310-01	<i>E.coli</i>	20.0 kDa	2µg	10µg	\$5,200
Human sRANK Ligand	310-01C	<i>CHO cells</i>	22.1 kDa	2µg	10µg	\$5,200
Murine sRANK Ligand	315-11	<i>E.coli</i>	19.4 kDa	2µg	10µg	\$5,200
Murine sRANK Ligand	315-11C	<i>CHO cells</i>	19.8 kDa	2µg	10µg	\$5,200
Rat sRANK Ligand	400-30	<i>E.coli</i>	19.4 kDa	2µg	10µg	\$5,200

Additional sizes available please inquire

Animal-Free Cytokines

PRODUCT	CATALOG #	SOURCE	MW	Size A	Size B	1mg
				\$95	\$215	
Human sRANK Ligand	AF-310-01	<i>E.coli</i>	20.0 kDa	2µg	10µg	\$5,700

Additional sizes available please inquire

Polyclonal Antibodies - Antigen Affinity Purified

PRODUCT	CATALOG #	SOURCE	APPLICATIONS	Size A	Size B	1mg
				\$195	\$250	
Anti-Human sRANK Ligand	500-P133	<i>Rabbit</i>	I, E, WB	50µg	100µg	\$1,700
Biot. Anti-Human sRANK Ligand	500-P133Bt	<i>Rabbit</i>	E, WB	25µg	50µg	\$3,400
Anti-Human sRANK Ligand	500-P133G	<i>Goat</i>	E, WB	50µg	100µg	\$1,700
Biot. Anti-Human sRANK Ligand	500-P133GBt	<i>Goat</i>	E, WB	25µg	50µg	\$3,400
Anti-Murine sRANK Ligand	500-P63	<i>Rabbit</i>	E, WB, N	50µg	100µg	\$1,700
Biot. Anti-Murine sRANK Ligand	500-P63Bt	<i>Rabbit</i>	E, WB	25µg	50µg	\$3,400

Biot. = Biotinylated

Key: I = IHC, E = ELISA, WB = Western blot, N = Neutralization

Monoclonal Antibodies

PRODUCT	CATALOG #	SOURCE	APPLICATIONS	Size	PRICE
Anti-Human sRANK Ligand	500-M46	<i>Mouse</i>	E	500µg	\$150

Key: I = IHC, E = ELISA, WB = Western blot, N = Neutralization

Standard ELISA Development Kits

Each kit contains: capture antibody, detection antibody, calibrated standard, and HRP Conjugate, sufficient to assay the target cytokine in at least 1000 ELISA plate wells.

Human sRANK Ligand	ABTS CATALOG #	900-K142	PRICE:	\$320
Murine sRANK Ligand	ABTS CATALOG #	900-K233	PRICE:	\$320

Mini ELISA Development Kits

Each kit contains: capture antibody, detection antibody, calibrated standard, and HRP Conjugate, sufficient to assay the target cytokine in at least 200 ELISA plate wells.

Human sRANK Ligand	ABTS CATALOG #	900-M142	PRICE:	\$100
Murine sRANK Ligand	ABTS CATALOG #	900-M233	PRICE:	\$100

sRANK Receptor *soluble RANK Receptor*

Synonyms: TNFRSF11A, TRANCE Receptor (TNF-Related Activation-induced Cytokine Receptor), ODAR (Osteoclast Differentiation and Activation Receptor), ODFR (Osteoclast Differentiation Factor Receptor), CD265

RUO Cytokines

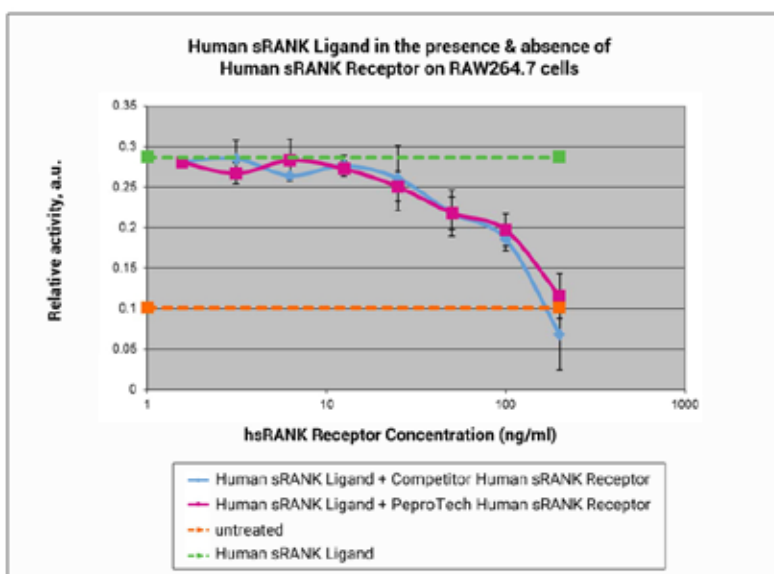
PRODUCT	CATALOG #	SOURCE	MW	Size A \$80	Size B \$195	1mg
Human sRANK Receptor	310-08	<i>E.coli</i>	19.3 kDa	20µg	100µg	\$1,100

Additional sizes available please inquire

Polyclonal Antibodies - Antigen Affinity Purified

PRODUCT	CATALOG #	SOURCE	APPLICATIONS	Size A \$195	Size B \$250	1mg
Anti-Human sRANK Receptor	500-P144	<i>Rabbit</i>	I, E, WB	50µg	100µg	\$1,700
Biot. Anti-Human sRANK Receptor	500-P144Bt	<i>Rabbit</i>	E, WB	25µg	50µg	\$3,400

Biot. = Biotinylated Key: I = IHC, E = ELISA, WB = Western blot, N = Neutralization



RANTES (CCL5) *Regulation upon Activation Normal T-cell Expressed Sequence*

Synonyms: SIS-delta

RUO Cytokines

PRODUCT	CATALOG #	SOURCE	MW	Size A \$80	Size B \$195	1mg
Human RANTES (CCL5)	300-06	<i>E.coli</i>	7.8 kDa	5µg	20µg	\$3,000
Murine RANTES (CCL5)	250-07	<i>E.coli</i>	7.8 kDa	5µg	20µg	\$3,000
Rat RANTES (CCL5)	400-13	<i>E.coli</i>	7.9 kDa	5µg	20µg	\$3,000

Additional sizes available please inquire

Animal-Free Cytokines

PRODUCT	CATALOG #	SOURCE	MW	Size A \$95	Size B \$215	1mg
Human RANTES (CCL5)	AF-300-06	<i>E.coli</i>	7.8 kDa	5µg	20µg	\$3,300

Additional sizes available please inquire

RANTES Continued on next page ...

RANTES *Regulation upon Activation Normal T-cell Expressed Sequence (continued)*

Polyclonal Antibodies - Antigen Affinity Purified

PRODUCT	CATALOG #	SOURCE	APPLICATIONS	Size A	Size B	1mg
				\$195	\$250	
Anti-Human RANTES (CCL5)	500-P36	Rabbit	I, E, WB, N	50µg	100µg	\$1,700
Biot. Anti-Human RANTES (CCL5)	500-P36Bt	Rabbit	E, WB	25µg	50µg	\$3,400
Anti-Murine RANTES (CCL5)	500-P118	Rabbit	I, E, WB	50µg	100µg	\$1,700
Biot. Anti-Murine RANTES (CCL5)	500-P118Bt	Rabbit	E, WB	25µg	50µg	\$3,400
Anti-Rat RANTES (CCL5)	500-P78	Rabbit	I, E, WB	50µg	100µg	\$1,700
Biot. Anti-Rat RANTES (CCL5)	500-P78Bt	Rabbit	E, WB	25µg	50µg	\$3,400

Biot. = Biotinylated

Key: I = IHC, E = ELISA, WB = Western blot, N = Neutralization

Monoclonal Antibodies

PRODUCT	CATALOG #	SOURCE	APPLICATIONS	Size	PRICE
Anti-Human RANTES (CCL5)	500-M75	Mouse	I, E, WB, N	500µg	\$150

Key: I = IHC, E = ELISA, WB = Western blot, N = Neutralization

Standard ELISA Development Kits

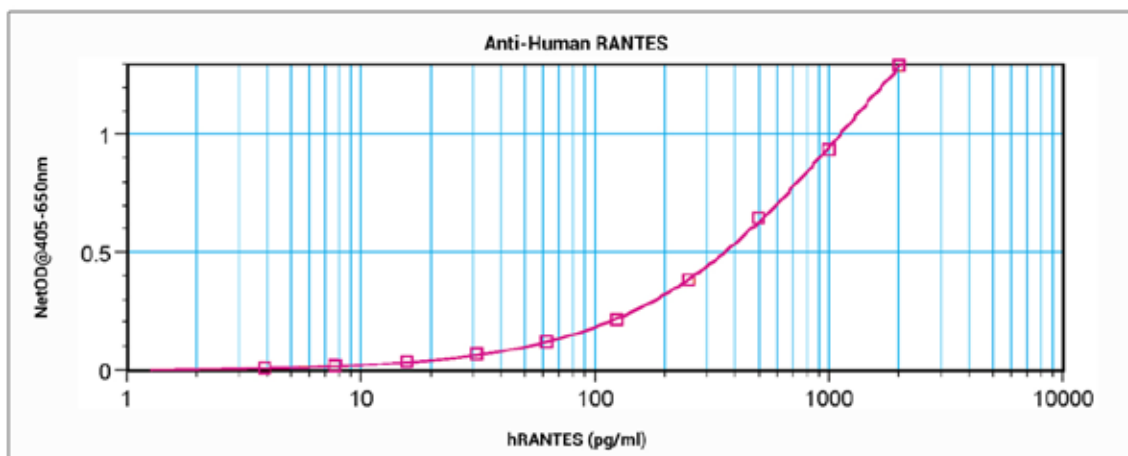
Each kit contains: capture antibody, detection antibody, calibrated standard, and HRP Conjugate, sufficient to assay the target cytokine in at least 1000 ELISA plate wells.

Human RANTES (CCL5)	ABTS CATALOG #	900-K33	PRICE: \$320
Murine RANTES (CCL5)	ABTS CATALOG #	900-K124	PRICE: \$320
Rat RANTES (CCL5)	ABTS CATALOG #	900-K72	PRICE: \$320

Mini ELISA Development Kits

Each kit contains: capture antibody, detection antibody, calibrated standard, and HRP Conjugate, sufficient to assay the target cytokine in at least 200 ELISA plate wells.

Human RANTES (CCL5)	ABTS CATALOG #	900-M33	PRICE: \$100
Murine RANTES (CCL5)	ABTS CATALOG #	900-M124	PRICE: \$100
Rat RANTES (CCL5)	ABTS CATALOG #	900-M72	PRICE: \$100



Relaxin-2

Synonyms: H2 relaxin, RLN2

RUO Cytokines

PRODUCT	CATALOG #	SOURCE	MW	Size A	Size B	1mg
				\$80	\$195	
Human Relaxin-2	130-15	<i>E.coli</i>	6.0 kDa	5µg	25µg	\$3,000

Additional sizes available please inquire

Relaxin-3

Synonyms: H3 relaxin, Insulin-like peptide-7, INSL7

RUO Cytokines

PRODUCT	CATALOG #	SOURCE	MW	Size A	Size B	1mg
				\$80	\$195	
Human Relaxin-3	130-10	<i>E.coli</i>	5.5 kDa	5µg	25µg	\$3,000

Additional sizes available please inquire

RELMα *Resistin-like α*

Synonyms: Cysteine-rich secreted protein FIZZ1

RUO Cytokines

PRODUCT	CATALOG #	SOURCE	MW	Size A	Size B	1mg
				\$80	\$195	
Murine RELMα	450-26	<i>E.coli</i>	10.0 kDa	5µg	25µg	\$3,000

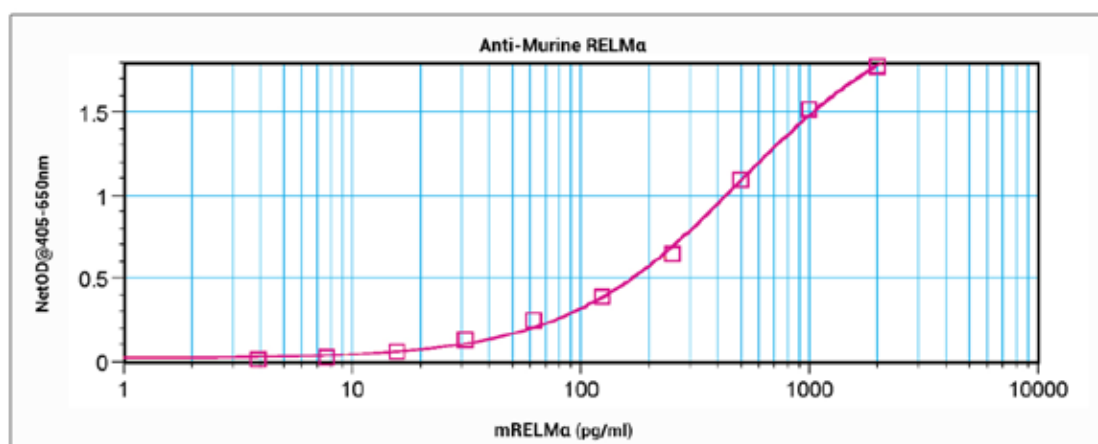
Additional sizes available please inquire

Polyclonal Antibodies - Antigen Affinity Purified

PRODUCT	CATALOG #	SOURCE	APPLICATIONS	Size A	Size B	1mg
				\$195	\$250	
Anti-Murine RELMα	500-P214	<i>Rabbit</i>	I, E, WB	50µg	100µg	\$1,700
Biot. Anti-Murine RELMα	500-P214Bt	<i>Rabbit</i>	E, WB	25µg	50µg	\$3,400

Biot. = Biotinylated

Key: I = IHC, E = ELISA, WB = Western blot, N = Neutralization



RELM β Resistin-like β

Synonyms: Cysteine-rich secreted protein FIZZ2

RUO Cytokines

PRODUCT	CATALOG #	SOURCE	MW	Size A	Size B	1mg
				\$80	\$195	
Human RELM β	450-22	<i>E.coli</i>	19.0 kDa	5 μ g	25 μ g	\$3,000
Murine RELM β	450-26B	<i>E.coli</i>	18.0 kDa	5 μ g	25 μ g	\$3,000

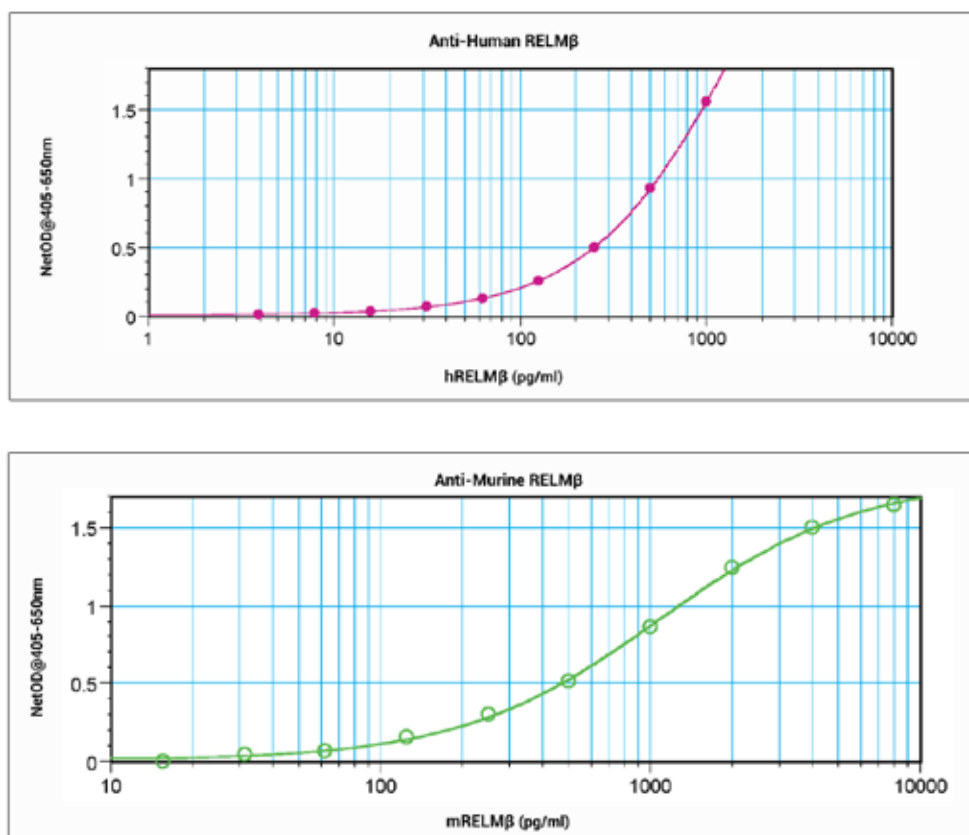
Additional sizes available please inquire

Polyclonal Antibodies - Antigen Affinity Purified

PRODUCT	CATALOG #	SOURCE	APPLICATIONS	Size A	Size B	1mg
				\$195	\$250	
Anti-Human RELM β	500-P217	<i>Rabbit</i>	I, E, WB	50 μ g	100 μ g	\$1,700
Biot. Anti-Human RELM β	500-P217Bt	<i>Rabbit</i>	E, WB	25 μ g	50 μ g	\$3,400
Anti-Murine RELM β	500-P215	<i>Rabbit</i>	I, E, WB	50 μ g	100 μ g	\$1,700
Biot. Anti-Murine RELM β	500-P215Bt	<i>Rabbit</i>	E, WB	25 μ g	50 μ g	\$3,400

Biot. = Biotinylated

Key: I = IHC, E = ELISA, WB = Western blot, N = Neutralization



R

RELM γ Resistin-like γ

Synonyms: None

RUO Cytokines

PRODUCT	CATALOG #	SOURCE	MW	Size A	Size B	1mg
				\$80	\$195	
Murine RELM γ	450-26G	<i>E.coli</i>	9.2 kDa	5 μ g	25 μ g	\$3,000

Additional sizes available please inquire

Resistin

Synonyms: FIZZ3, Adipose tissue-specific secretory factor, ADSF

RUO Cytokines

PRODUCT	CATALOG #	SOURCE	MW	Size A	Size B	1mg
				\$80	\$195	
Human Resistin	450-19	<i>E.coli</i>	19.5 kDa	5µg	25µg	\$5,200
Murine Resistin	450-28	<i>E.coli</i>	20.2 kDa	5µg	25µg	\$5,200
Rat Resistin	400-35	<i>E.coli</i>	20.0 kDa	5µg	25µg	\$5,200

Additional sizes available please inquire

Polyclonal Antibodies - Antigen Affinity Purified

PRODUCT	CATALOG #	SOURCE	APPLICATIONS	Size A	Size B	1mg
				\$195	\$250	
Anti-Human Resistin	500-P183G	<i>Goat</i>	I, E, WB	50µg	100µg	\$1,700
Biot. Anti-Human Resistin	500-P183GBt	<i>Goat</i>	E, WB	25µg	50µg	\$3,400
Anti-Murine Resistin	500-P182G	<i>Goat</i>	E, WB	50µg	100µg	\$1,700
Biot. Anti-Murine Resistin	500-P182GBt	<i>Goat</i>	E, WB	25µg	50µg	\$3,400

Biot. = Biotinylated

Key: I = IHC, E = ELISA, WB = Western blot, N = Neutralization

Monoclonal Antibodies

PRODUCT	CATALOG #	SOURCE	APPLICATIONS	Size	PRICE
Anti-Human Resistin	500-M91	<i>Mouse</i>	E, WB	500µg	\$150

Key: I = IHC, E = ELISA, WB = Western blot, N = Neutralization

Standard ELISA Development Kits

Each kit contains: capture antibody, detection antibody, calibrated standard, and HRP Conjugate, sufficient to assay the target cytokine in at least 1000 ELISA plate wells.

Human Resistin	ABTS CATALOG # 900-K235	PRICE: \$320
----------------	--------------------------------	---------------------

Mini ELISA Development Kits

Each kit contains: capture antibody, detection antibody, calibrated standard, and HRP Conjugate, sufficient to assay the target cytokine in at least 200 ELISA plate wells.

Human Resistin	ABTS CATALOG # 900-M235	PRICE: \$100
----------------	--------------------------------	---------------------

ROR1

Synonyms: NTRKR1, Neurotrophic tyrosine kinase, receptor-related 1, Tyrosine-protein kinase transmembrane receptor ROR1, Receptor-tyrosine-kinase-like orphan receptor 1

RUO Cytokines

PRODUCT	CATALOG #	SOURCE	MW	Size A	Size B	1mg
				\$80	\$195	
Human ROR1	160-04	<i>CHO cells</i>	42.4 kDa	20µg	100µg	\$1,100

Additional sizes available please inquire

SCF *Stem Cell Factor*

Synonyms: c-Kit Ligand, Mast Cell Growth Factor (MGF), Steel Factor (SF)

RUO Cytokines

PRODUCT	CATALOG #	SOURCE	MW	Size A	Size B	1mg
				\$80	\$195	
Human SCF	300-07	<i>E.coli</i>	18.4 kDa	2µg	10µg	\$2,400
Murine SCF	250-03	<i>E.coli</i>	18.3 kDa	2µg	10µg	\$2,400
Rat SCF	400-22	<i>E.coli</i>	18.4 kDa	2µg	10µg	\$3,000

* See page 13 for available Cytokine Packages.

Additional sizes available please inquire

SCF Continued on next page ...

SCF *Stem Cell Factor (Continued...)*

PeproGMP® Cytokines

PRODUCT	CATALOG #	SOURCE	MW	Size	Price
PeproGMP® Human SCF	GMP300-07-50µg	<i>E.coli</i>	18.4 kDa	50µg	\$775
PeproGMP® Human SCF	GMP300-07-100µg	<i>E.coli</i>	18.4 kDa	100µg	\$1,450

Animal-Free Cytokines

PRODUCT	CATALOG #	SOURCE	MW	Size A	Size B	1mg
				\$95	\$215	
Human SCF	AF-300-07	<i>E.coli</i>	18.4 kDa	2µg	10µg	\$2,600
Murine SCF	AF-250-03	<i>E.coli</i>	18.3 kDa	2µg	10µg	\$2,600
Rat SCF	AF-400-22	<i>E.coli</i>	18.4 kDa	2µg	10µg	\$3,300

* See page 13 for available Cytokine Packages.

Additional sizes available please inquire

Polyclonal Antibodies - Antigen Affinity Purified

PRODUCT	CATALOG #	SOURCE	APPLICATIONS	Size A	Size B	1mg
				\$195	\$250	
Anti-Human SCF	500-P48	<i>Rabbit</i>	I, E, WB, N	50µg	100µg	\$1,700
Biot. Anti-Human SCF	500-P48Bt	<i>Rabbit</i>	E, WB	25µg	50µg	\$3,400
Anti-Human SCF	500-P48G	<i>Goat</i>	I, E, WB	50µg	100µg	\$1,700
Biot. Anti-Human SCF	500-P48GBt	<i>Goat</i>	E, WB	25µg	50µg	\$3,400
Anti-Murine SCF	500-P71	<i>Rabbit</i>	E, WB, N	50µg	100µg	\$1,700
Biot. Anti-Murine SCF	500-P71Bt	<i>Rabbit</i>	E, WB	25µg	50µg	\$3,400
Anti-Rat SCF	500-P202	<i>Rabbit</i>	E, WB, N	50µg	100µg	\$1,700
Biot. Anti-Rat SCF	500-P202Bt	<i>Rabbit</i>	E, WB	25µg	50µg	\$3,400

Biot. = Biotinylated

Key: I = IHC, E = ELISA, WB = Western blot, N = Neutralization

Monoclonal Antibodies

PRODUCT	CATALOG #	SOURCE	APPLICATIONS	Size	PRICE
Anti-human SCF	500-M44	<i>Mouse</i>	I, E, WB	500µg	\$150

Key: I = IHC, E = ELISA, WB = Western blot, N = Neutralization

Standard ELISA Development Kits

Each kit contains: capture antibody, detection antibody, calibrated standard, and HRP Conjugate, sufficient to assay the target cytokine in at least 1000 ELISA plate wells.

Human SCF	ABTS CATALOG # 900-K34	PRICE: \$320
Human SCF	TMB CATALOG # 900-T34	PRICE: \$320
Murine SCF	ABTS CATALOG # 900-K78	PRICE: \$320
Rat SCF	ABTS CATALOG # 900-K258	PRICE: \$320

Mini ELISA Development Kits

Each kit contains: capture antibody, detection antibody, calibrated standard, and HRP Conjugate, sufficient to assay the target cytokine in at least 200 ELISA plate wells.

Human SCF	ABTS CATALOG # 900-M34	PRICE: \$100
Human SCF	TMB CATALOG # 900-TM34	PRICE: \$100
Rat SCF	ABTS CATALOG # 900-M258	PRICE: \$100

Sclerostin

Synonyms: SOST, SOST1, CDD, VBCH, DAND6

RUO Cytokines

PRODUCT	CATALOG #	SOURCE	MW	Size A	Size B	1mg
				\$80	\$195	
Human Sclerostin	100-49	<i>CHO cells</i>	18.4 kDa	5µg	20µg	\$3900

SCGF- α , - β Stem Cell Growth Factor - α , - β

Synonyms: None

RUO Cytokines

PRODUCT	CATALOG #	SOURCE	MW	Size A	Size B	1mg
				\$80	\$195	
Human SCGF- α	100-22A	<i>E.coli</i>	33.9 kDa	2 μ g	10 μ g	\$5,200
Human SCGF- β	100-22B	<i>E.coli</i>	25.0 kDa	2 μ g	10 μ g	\$5,200

Additional sizes available please inquire

Polyclonal Antibodies - Antigen Affinity Purified

PRODUCT	CATALOG #	SOURCE	APPLICATIONS	Size A	Size B	1mg
				\$195	\$250	
Anti-Human SCGF- β	500-P99G	<i>Goat</i>	E, WB	50 μ g	100 μ g	\$1,700
Biot. Anti-Human SCGF- β	500-P99GBt	<i>Goat</i>	E, WB	25 μ g	50 μ g	\$3,400

Biot. = Biotinylated

Key: I = IHC, E = ELISA, WB = Western blot, N = Neutralization

SDF-1 α , β (CXCL12) Stromal-Cell Derived Factor-1 α , β

Synonyms: PBSF

RUO Cytokines

PRODUCT	CATALOG #	SOURCE	MW	Size A	Size B	1mg
				\$80	\$195	
Human SDF-1 α (CXCL12)	300-28A	<i>E.coli</i>	8.0 kDa	2 μ g	10 μ g	\$3,000
Murine SDF-1 α (CXCL12)	250-20A	<i>E.coli</i>	7.9 kDa	2 μ g	10 μ g	\$3,000
Rat SDF-1 α (CXCL12)	400-32A	<i>E.coli</i>	7.9 kDa	2 μ g	10 μ g	\$3,000
Human SDF-1 β (CXCL12)	300-28B	<i>E.coli</i>	8.5 kDa	2 μ g	10 μ g	\$3,000
Murine SDF-1 β (CXCL12)	250-20B	<i>E.coli</i>	8.5 kDa	2 μ g	10 μ g	\$3,000
Rat SDF-1 β (CXCL12)	400-32B	<i>E.coli</i>	8.4 kDa	2 μ g	10 μ g	\$3,000

Additional sizes available please inquire

Animal-Free Cytokines

PRODUCT	CATALOG #	SOURCE	MW	Size A	Size B	1mg
				\$95	\$215	
Human SDF-1 α (CXCL12)	AF-300-28A	<i>E.coli</i>	8.0 kDa	2 μ g	10 μ g	\$3,300
Human SDF-1 β (CXCL12)	AF-300-28B	<i>E.coli</i>	8.5 kDa	2 μ g	10 μ g	\$3,300

Additional sizes available please inquire

Polyclonal Antibodies - Antigen Affinity Purified

PRODUCT	CATALOG #	SOURCE	APPLICATIONS	Size A	Size B	1mg
				\$195	\$250	
Anti-Human SDF-1 α (CXCL12)	500-P87A	<i>Rabbit</i>	I, E, WB, N	50 μ g	100 μ g	\$1,700
Biot. Anti-Human SDF-1 α (CXCL12)	500-P87ABt	<i>Rabbit</i>	E, WB	25 μ g	50 μ g	\$3,400
Anti-Murine SDF-1 α (CXCL12)	500-P164G	<i>Goat</i>	E, WB	50 μ g	100 μ g	\$1,700
Biot. Anti-Murine SDF-1 α (CXCL12)	500-P164GBt	<i>Goat</i>	E, WB	25 μ g	50 μ g	\$3,400
Anti-Rat SDF-1 α (CXCL12)	500-P315	<i>Rabbit</i>	E, WB	50 μ g	100 μ g	\$1,700
Biot. Anti-Rat SDF-1 α (CXCL12)	500-P315Bt	<i>Rabbit</i>	E, WB	25 μ g	50 μ g	\$3,400
Anti-Human SDF-1 β (CXCL12)	500-P87BG	<i>Goat</i>	I, E, WB	50 μ g	100 μ g	\$1,700
Biot. Anti-Human SDF-1 β (CXCL12)	500-P87BGBt	<i>Goat</i>	E, WB	25 μ g	50 μ g	\$3,400

Biot. = Biotinylated

Key: I = IHC, E = ELISA, WB = Western blot, N = Neutralization

Standard ELISA Development Kits

Each kit contains: capture antibody, detection antibody, calibrated standard, and HRP Conjugate, sufficient to assay the target cytokine in at least 1000 ELISA plate wells.

Human SDF-1 α (CXCL12)	ABTS CATALOG # 900-K92	PRICE: \$320
-------------------------------	------------------------	--------------

Mini ELISA Development Kits

Each kit contains: capture antibody, detection antibody, calibrated standard, and HRP Conjugate, sufficient to assay the target cytokine in at least 200 ELISA plate wells.

Human SDF-1 α (CXCL12)	ABTS CATALOG # 900-M92	PRICE: \$100
-------------------------------	------------------------	--------------

Semaphorin 3A

Synonyms: SEMA3A, SEMAD

RUO Cytokines

PRODUCT	CATALOG #	SOURCE	MW	Size A	Size B	1mg
				\$80	\$195	
Human Semaphorin 3A	150-17	<i>CHO cells</i>	173.2 kDa	5µg	25µg	\$3,000

Additional sizes available please inquire

SF-20

Synonyms: IL-25, Myeloid-derived growth factor (MYDGF)

RUO Cytokines

PRODUCT	CATALOG #	SOURCE	MW	Size A	Size B	1mg
				\$80	\$195	
Murine SF-20	210-25	<i>E.coli</i>	15.8 kDa	2µg	10µg	\$5,200

Additional sizes available please inquire

Polyclonal Antibodies - Antigen Affinity Purified

PRODUCT	CATALOG #	SOURCE	APPLICATIONS	Size A	Size B	1mg
				\$195	\$250	
Anti-Murine SF-20	500-P259	<i>Rabbit</i>	E, WB	50µg	100µg	\$1,700
Biot. Anti-Murine SF-20	500-P259Bt	<i>Rabbit</i>	E, WB	25µg	50µg	\$3,400

Biot. = Biotinylated

Key: I = IHC, E = ELISA, WB = Western blot, N = Neutralization

Slit2-N

Synonyms: Slit homolog 2 protein, SLIL3

RUO Cytokines

PRODUCT	CATALOG #	SOURCE	MW	Size A	Size B	1mg
				\$80	\$195	
Human Slit2-N	150-11	<i>HEK293 cells</i>	122.35 kDa	5µg	25µg	\$3,900

Additional sizes available please inquire

Sonic Hedgehog (Shh)

Synonyms: Hhg-1

RUO Cytokines

PRODUCT	CATALOG #	SOURCE	MW	Size A	Size B	1mg
				\$80	\$195	
Human Sonic Hedgehog (Shh)	100-45	<i>E.coli</i>	20.0 kDa	5µg	25µg	\$2,800
Murine Sonic Hedgehog (Shh)	315-22	<i>E.coli</i>	20.0 kDa	5µg	25µg	\$2,800

Additional sizes available please inquire

Sox2

Synonyms: Sex determining region Y (SRY)-box 2

RUO Cytokines

PRODUCT	CATALOG #	SOURCE	MW	Size A	Size B	1mg
				\$80	\$195	
Human Sox2	110-03	<i>E.coli</i>	34.3 kDa	5µg	25µg	\$3,000
Human Sox2-TAT	110-03T	<i>E.coli</i>	36.0 kDa	5µg	25µg	\$3,000

Additional sizes available please inquire

SPARC (Osteonectin) *Secreted Protein Acidic and Rich in Cysteine*

Synonyms: BM-40, ON

RUO Cytokines

PRODUCT	CATALOG #	SOURCE	MW	Size A	Size B	1mg
				\$80	\$195	
Human SPARC/Osteonectin	120-36	<i>CHO cells</i>	32.7 kDa	10µg	50µg	\$1,500

Additional sizes available please inquire

TACI *Transmembrane Activator and CAML Interactor*

Synonyms: TNFRSF13B, CD267

RUO Cytokines

PRODUCT	CATALOG #	SOURCE	MW	Size A	Size B	1mg
				\$80	\$195	
Human TACI	310-17	<i>E.coli</i>	17.8 kDa	5µg	20µg	\$5,200

Additional sizes available please inquire

Polyclonal Antibodies - Antigen Affinity Purified

PRODUCT	CATALOG #	SOURCE	APPLICATIONS	Size A	Size B	1mg
				\$195	\$250	
Anti-Human TACI	500-P166G	<i>Goat</i>	E, WB	50µg	100µg	\$1,700
Biot. Anti-Human TACI	500-P166GBt	<i>Goat</i>	E, WB	25µg	50µg	\$3,400

Biot. = Biotinylated **Key:** I = IHC, E = ELISA, WB = Western blot, N = Neutralization

Standard ELISA Development Kits

Each kit contains: capture antibody, detection antibody, calibrated standard, and HRP Conjugate, sufficient to assay the target cytokine in at least 1000 ELISA plate wells.

Human TACI	ABTS CATALOG # 900-K216	PRICE: \$320.00
------------	--------------------------------	------------------------

TAFA-2

Synonyms: Chemokine-like protein TAFA-2, FAM19A2

RUO Cytokines

PRODUCT	CATALOG #	SOURCE	MW	Size A	Size B	1mg
				\$80	\$195	
Human TAFA-2	300-63	<i>E.coli</i>	11.2 kDa	5µg	20µg	\$3,000

Additional sizes available please inquire

TARC (CCL17) *Thymus and Activation-Regulated Chemokine*

Synonyms: ABCD-2

RUO Cytokines

PRODUCT	CATALOG #	SOURCE	MW	Size A	Size B	1mg
				\$80	\$195	
Human TARC (CCL17)	300-30	<i>E.coli</i>	8.0 kDa	5µg	20µg	\$3,000

Additional sizes available please inquire

Polyclonal Antibodies - Antigen Affinity Purified

PRODUCT	CATALOG #	SOURCE	APPLICATIONS	Size A	Size B	1mg
				\$195	\$250	
Anti-Human TARC (CCL17)	500-P97	<i>Rabbit</i>	E, WB, N	50µg	100µg	\$1,700
Biot. Anti-Human TARC (CCL17)	500-P97Bt	<i>Rabbit</i>	E, WB	25µg	50µg	\$3,400

Biot. = Biotinylated **Key:** I = IHC, E = ELISA, WB = Western blot, N = Neutralization

TECK (CCL25) *Thymus Expressed Chemokine*

Synonyms: None

RUO Cytokines

PRODUCT	CATALOG #	SOURCE	MW	Size A	Size B	1mg
				\$80	\$195	
Human TECK (CCL25)	300-45	<i>E.coli</i>	14.2 kDa	5µg	20µg	\$3,000

Additional sizes available please inquire

Polyclonal Antibodies - Antigen Affinity Purified

PRODUCT	CATALOG #	SOURCE	APPLICATIONS	Size A	Size B	1mg
				\$195	\$250	
Anti-Human TECK (CCL25)	500-P134	<i>Rabbit</i>	I, E, WB, N	50µg	100µg	\$1,700
Biot. Anti-Human TECK (CCL25)	500-P134Bt	<i>Rabbit</i>	E, WB	25µg	50µg	\$3,400

Biot. = Biotinylated Key: I = IHC, E = ELISA, WB = Western blot, N = Neutralization

Monoclonal Antibodies

PRODUCT	CATALOG #	SOURCE	APPLICATIONS	Size	PRICE
Anti-Human TECK (CCL25)	500-M48	<i>Mouse</i>	I, E, WB, N	500µg	\$150

Key: I = IHC, E = ELISA, WB = Western blot, N = Neutralization

TFF-1, -2, -3 *Trefoil factor-1, -2, -3*

Synonyms: TFF-1: pS2 protein, HP1.A, Breast Cancer Estrogen-Inducible protein (BCEI), PNR2
 TFF-2: Spasmolytic Polypeptide (SP), Spasmolysin
 TFF-3: Intestinal Trefoil Factor (ITF), TFI

Recombinant Proteins

PRODUCT	CATALOG #	SOURCE	MW	Size A	Size B	1mg
				\$80	\$195	
Human TFF-1	300-60	<i>E.coli</i>	6.7 kDa	5µg	20µg	\$3,000
Human TFF-2	300-59	<i>E.coli</i>	12.0 kDa	5µg	20µg	\$3,000
Human TFF-3	300-61	<i>E.coli</i>	13.2 kDa	5µg	20µg	\$3,000

Additional sizes available please inquire

Polyclonal Antibodies - Antigen Affinity Purified

PRODUCT	CATALOG #	SOURCE	APPLICATIONS	Size A	Size B	1mg
				\$195	\$250	
Anti-Human TFF-2	500-P312	<i>Rabbit</i>	I, E, WB	50µg	100µg	\$1,700
Biot. Anti-Human TFF-2	500-P312Bt	<i>Rabbit</i>	E, WB	25µg	50µg	\$3,400

Biot. = Biotinylated Key: I = IHC, E = ELISA, WB = Western blot, N = Neutralization

TGF- α *Transforming Growth Factor α*

Synonyms: Sarcoma growth factor, TGF-type I, ETGF

RUO Cytokines

PRODUCT	CATALOG #	SOURCE	MW	Size A	Size B	1mg
				\$80	\$195	
Human TGF- α	100-16A	<i>E.coli</i>	5.5 kDa	20µg	100µg	\$1,100

Additional sizes available please inquire

Animal-Free Cytokines

PRODUCT	CATALOG #	SOURCE	MW	Size A	Size B	1mg
				\$95	\$215	
Human TGF- α	AF-100-16A	<i>E.coli</i>	5.5 kDa	20µg	100µg	\$1,200

Additional sizes available please inquire

Polyclonal Antibodies - Antigen Affinity Purified

PRODUCT	CATALOG #	SOURCE	APPLICATIONS	Size A	Size B	1mg
				\$195	\$250	
Anti-Human TGF- α	500-P16	<i>Rabbit</i>	I, E, WB, N	50µg	100µg	\$1,700
Biot. Anti-Human TGF- α	500-P16Bt	<i>Rabbit</i>	E, WB	25µg	50µg	\$3,400

Biot. = Biotinylated Key: I = IHC, E = ELISA, WB = Western blot, N = Neutralization

TGF- β_1 , - β_2 , - β_3 Transforming Growth - β_1 , - β_2 and - β_3

Synonyms: TGF- β_1 : Differentiation inhibiting factor, Cartilage-inducing factor

TGF- β_2 : Glioblastoma-derived T-cell suppressor factor, BSC-1, Cetermin, Polyargin

TGF- β_3 : none

RUO Cytokines

PRODUCT	CATALOG #	SOURCE	MW	Size A	Size B	1mg
				\$80	\$195	
Human TGF- β_1	100-21	HEK293 cells	25.0 kDa	2 μ g	10 μ g	\$5,200
Human TGF- β_1	100-21C	CHO cells	25.0 kDa	2 μ g	10 μ g	\$5,200
Human TGF- β_2	100-35	Insect cells	25.0 kDa	2 μ g	10 μ g	\$5,200
Human TGF- β_2	100-35B	HEK293 cells	25.0 kDa	2 μ g	10 μ g	\$5,200
Human TGF- β_3	100-36E	E.coli	25.0 kDa	2 μ g	10 μ g	\$5,200

Additional sizes available please inquire

Animal-Free Cytokines

PRODUCT	CATALOG #	SOURCE	MW	Size A	Size B	1mg
				\$95	\$215	
Human TGF- β_1	AF-100-21C	CHO cells	25.0 kDa	2 μ g	10 μ g	\$5,700
Human TGF- β_3	AF-100-36E	E.coli	25.0 kDa	2 μ g	10 μ g	\$5,700

Additional sizes available please inquire

Monoclonal Antibodies

PRODUCT	CATALOG #	SOURCE	APPLICATIONS	Size	PRICE
Anti-human TGF- β_1	500-M66	Mouse	I, E, WB	500 μ g	\$150

Key: I = IHC, E = ELISA, WB = Western blot, N = Neutralization

Thrombomodulin

Synonyms: CD141, BDCA-3, THBD, TM

RUO Cytokines

PRODUCT	CATALOG #	SOURCE	MW	Size A	Size B	1mg
				\$80	\$195	
Human Thrombomodulin	100-58	HEK293 cells	51.4 kDa	2 μ g	10 μ g	\$3,900

Additional sizes available please inquire

Thymosin- β_4

Synonyms: T β -4, Hematopoietic system regulatory peptide, Seraspenide, TMSB4X, TB4X, TMSB4

RUO Cytokines

PRODUCT	CATALOG #	SOURCE	MW	Size A	Size B	1mg
				\$80	\$195	
Human/Murine/Rat Thymosin- β_4	140-14	E.coli	5.2 kDa	20 μ g	100 μ g	\$1,100

Additional sizes available please inquire

TIGAR TP53-Induced Glycolysis and Apoptosis Regulator

Synonyms: None

RUO Cytokines

PRODUCT	CATALOG #	SOURCE	MW	Size A	Size B	1mg
				\$80	\$195	
Human TIGAR	150-14	E.coli	29.9 kDa	5 μ g	25 μ g	\$3,000
Human TIGAR-TAT	150-14T	E.coli	31.6 kDa	5 μ g	25 μ g	\$3,000

Additional sizes available please inquire

TIMP-1 *Tissue Inhibitor of Metalloproteinases 1*

Synonyms: Fibroblast collagenase inhibitor, Erythroid-potentiating activity

RUO Cytokines

PRODUCT	CATALOG #	SOURCE	MW	Size A \$80	Size B \$195	1mg
Human TIMP-1	410-01	<i>E.coli</i>	20.6 kDa	2µg	10µg	\$5,200

Additional sizes available please inquire

Polyclonal Antibodies - Antigen Affinity Purified

PRODUCT	CATALOG #	SOURCE	APPLICATIONS	Size A \$195	Size B \$250	1mg
Anti-Human TIMP-1	500-P280	<i>Rabbit</i>	I, E, WB, N	50µg	100µg	\$1,700
Biot. Anti-Human TIMP-1	500-P280Bt	<i>Rabbit</i>	E, WB	25µg	50µg	\$3,400

Biot. = Biotinylated

Key: I = IHC, E = ELISA, WB = Western blot, N = Neutralization

Standard ELISA Development Kits

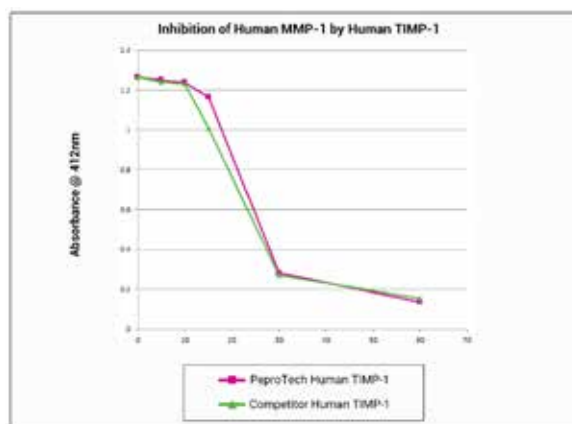
Each kit contains: capture antibody, detection antibody, calibrated standard, and HRP Conjugate, sufficient to assay the target cytokine in at least 1000 ELISA plate wells.

Human TIMP-1	ABTS CATALOG #	900-K438	PRICE: \$320
--------------	----------------	----------	--------------

Mini ELISA Development Kits

Each kit contains: capture antibody, detection antibody, calibrated standard, and HRP Conjugate, sufficient to assay the target cytokine in at least 200 ELISA plate wells.

Human TIMP-1	ABTS CATALOG #	900-M438	PRICE: \$100
--------------	----------------	----------	--------------



TIMP-2 *Tissue Inhibitor of Metalloproteinases 2*

Synonyms: CSC-21K

RUO Cytokines

PRODUCT	CATALOG #	SOURCE	MW	Size A \$80	Size B \$195	1mg
Human TIMP-2	410-02	<i>E.coli</i>	21.8 kDa	2µg	10µg	\$5,200

Additional sizes available please inquire

Tissue Factor

Synonyms: TF, TF1, Coagulation factor III, factor III, F3, Thromboplastin, CD142

RUO Cytokines

PRODUCT	CATALOG #	SOURCE	MW	Size A \$80	Size B \$195	1mg
Human Tissue Factor	150-19	<i>CHO cells</i>	48.8 kDa	2µg	10µg	\$5,200

Additional sizes available please inquire

TL-1A

Synonyms: TNFSF15, VEGI

RUO Cytokines

PRODUCT	CATALOG #	SOURCE	MW	Size A \$80	Size B \$195	1mg
Human TL-1A	310-23	<i>E.coli</i>	22.0 kDa	5µg	20µg	\$3,000

Additional sizes available please inquire

Polyclonal Antibodies - Antigen Affinity Purified

PRODUCT	CATALOG #	SOURCE	APPLICATIONS	Size A \$195	Size B \$250	1mg
Anti-Human TL-1A	500-P240	<i>Rabbit</i>	E, WB	50µg	100µg	\$1,700
Biot. Anti-Human TL-1A	500-P240Bt	<i>Rabbit</i>	E, WB	25µg	50µg	\$3,400

Biot. = Biotinylated

Key: I = IHC, E = ELISA, WB = Western blot, N = Neutralization

Standard ELISA Development Kits

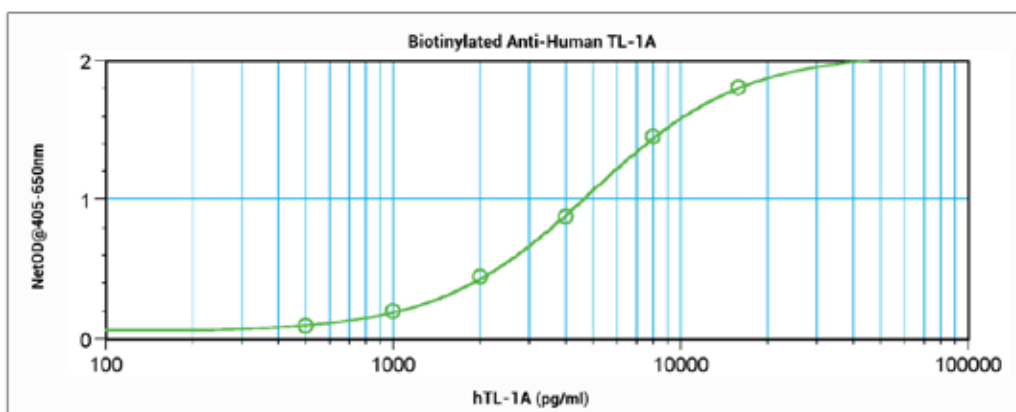
Each kit contains: capture antibody, detection antibody, calibrated standard, and HRP Conjugate, sufficient to assay the target cytokine in at least 1000 ELISA plate wells.

Human TL-1A	ABTS CATALOG #	900-K290	PRICE:	\$320
-------------	-----------------------	----------	---------------	-------

Mini ELISA Development Kits

Each kit contains: capture antibody, detection antibody, calibrated standard, and HRP Conjugate, sufficient to assay the target cytokine in at least 200 ELISA plate wells.

Human TL-1A	ABTS CATALOG #	900-M290	PRICE:	\$100
-------------	-----------------------	----------	---------------	-------



TLR-3 *Toll-Like Receptor 3*

Synonyms: CD283 antigen

RUO Cytokines

PRODUCT	CATALOG #	SOURCE	MW	Size A \$80	Size B \$195	1mg
Human TLR-3	160-01	<i>HEK293 cells</i>	77.4 kDa	5µg	25µg	\$3,000

Additional sizes available please inquire

TNF- α Tumor Necrosis Factor- α

Synonyms: TNFSF2, Cachectin, Differentiation-Inducing Factor (DIF), Necrosin, Cytotoxin, TNSF1A

RUO Cytokines

PRODUCT	CATALOG #	SOURCE	MW	Size A	Size B	1mg
				\$80	\$195	
Human TNF- α	300-01A	<i>E.coli</i>	17.4 kDa	10 μ g	50 μ g	\$1,500
Murine TNF- α	315-01A	<i>E.coli</i>	17.3 kDa	5 μ g	20 μ g	\$3,000
Rat TNF- α	400-14	<i>E.coli</i>	17.3 kDa	5 μ g	20 μ g	\$3,000

Additional sizes available please inquire

Animal-Free Cytokines

PRODUCT	CATALOG #	SOURCE	MW	Size A	Size B	1mg
				\$95	\$215	
Human TNF- α	AF-300-01A	<i>E.coli</i>	17.4 kDa	10 μ g	50 μ g	\$1,650
Murine TNF- α	AF-315-01A	<i>E.coli</i>	17.3 kDa	5 μ g	20 μ g	\$3,300

Additional sizes available please inquire

Polyclonal Antibodies - Antigen Affinity Purified

PRODUCT	CATALOG #	SOURCE	APPLICATIONS	Size A	Size B	1mg
				\$195	\$250	
Anti-Human TNF- α	500-P31A	<i>Rabbit</i>	E, WB, N	50 μ g	100 μ g	\$1,700
Biot. Anti-Human TNF- α	500-P31ABt	<i>Rabbit</i>	E, WB	25 μ g	50 μ g	\$3,400
Anti-Human TNF- α	500-P31AG	<i>Goat</i>	I, E, WB, N	50 μ g	100 μ g	\$1,700
Biot. Anti-Human TNF- α	500-P31AGBt	<i>Goat</i>	E, WB	25 μ g	50 μ g	\$3,400
Anti-Murine TNF- α	500-P64	<i>Rabbit</i>	I, E, WB, N	50 μ g	100 μ g	\$1,700
Biot. Anti-Murine TNF- α	500-P64Bt	<i>Rabbit</i>	E, WB	25 μ g	50 μ g	\$3,400
Anti-Murine TNF- α	500-P64G	<i>Goat</i>	I, E, WB, N	50 μ g	100 μ g	\$1,700
Biot. Anti-Murine TNF- α	500-P64GBt	<i>Goat</i>	E, WB	25 μ g	50 μ g	\$3,400
Anti-Rat TNF- α	500-P72	<i>Rabbit</i>	I, E, WB, N	50 μ g	100 μ g	\$1,700
Biot. Anti-Rat TNF- α	500-P72Bt	<i>Rabbit</i>	E, WB	25 μ g	50 μ g	\$3,400

Biot. = Biotinylated

Key: I = IHC, E = ELISA, WB = Western blot, N = Neutralization

Monoclonal Antibodies

PRODUCT	CATALOG #	SOURCE	APPLICATIONS	Size	PRICE
Anti-Human TNF- α	500-M26	<i>Mouse</i>	I, E, WB, N	500 μ g	\$150

Key: I = IHC, E = ELISA, WB = Western blot, N = Neutralization

Standard ELISA Development Kits

Each kit contains: capture antibody, detection antibody, calibrated standard, and HRP Conjugate, sufficient to assay the target cytokine in at least 1000 ELISA plate wells.

Human TNF- α	ABTS CATALOG #	900-K25	PRICE:	\$320
Human TNF- α	TMB CATALOG #	900-T25	PRICE:	\$320
Murine TNF- α	ABTS CATALOG #	900-K54	PRICE:	\$320
Murine TNF- α	TMB CATALOG #	900-T54	PRICE:	\$320
Rat TNF- α	ABTS CATALOG #	900-K73	PRICE:	\$320
Rat TNF- α	TMB CATALOG #	900-T73	PRICE:	\$320

Mini ELISA Development Kits

Each kit contains: capture antibody, detection antibody, calibrated standard, and HRP Conjugate, sufficient to assay the target cytokine in at least 200 ELISA plate wells.

Human TNF- α	ABTS CATALOG #	900-M25	PRICE:	\$100
Human TNF- α	TMB CATALOG #	900-TM25	PRICE:	\$100
Murine TNF- α	ABTS CATALOG #	900-M54	PRICE:	\$100
Murine TNF- α	TMB CATALOG #	900-TM54	PRICE:	\$100
Rat TNF- α	ABTS CATALOG #	900-M73	PRICE:	\$100
Rat TNF- α	TMB CATALOG #	900-TM73	PRICE:	\$100

TNF- β Tumor Necrosis Factor- β

Synonyms: TNFSF1B, Lymphotoxin-alpha (LT- α)

RUO Cytokines

PRODUCT	CATALOG #	SOURCE	MW	Size A \$80	Size B \$195	1mg
Human TNF- β	300-01B	<i>E.coli</i>	18.6 kDa	5 μ g	20 μ g	\$3,000

Additional sizes available please inquire

Polyclonal Antibodies - Antigen Affinity Purified

PRODUCT	CATALOG #	SOURCE	APPLICATIONS	Size A \$195	Size B \$250	1mg
Anti-Human TNF- β	500-P31B	<i>Rabbit</i>	I, E, WB, N	50 μ g	100 μ g	\$1,700
Biot. Anti-Human TNF- β	500-P31BBt	<i>Rabbit</i>	E, WB	25 μ g	50 μ g	\$3,400

Biot. = Biotinylated

Key: I = IHC, E = ELISA, WB = Western blot, N = Neutralization

sTNF Receptor Type I soluble Tumor Necrosis Factor Receptor Type I

Synonyms: TNFRSF1A, TNFAR, TNFR60, p60, p55, CD120a, TNFR1

RUO Cytokines

PRODUCT	CATALOG #	SOURCE	MW	Size A \$80	Size B \$195	1mg
Human sTNF Receptor Type I	310-07	<i>E.coli</i>	18.3 kDa	5 μ g	20 μ g	\$3,000

Additional sizes available please inquire

Polyclonal Antibodies - Antigen Affinity Purified

PRODUCT	CATALOG #	SOURCE	APPLICATIONS	Size A \$195	Size B \$250	1mg
Anti-Human sTNF Receptor Type I	500-P143	<i>Rabbit</i>	E, WB, N	50 μ g	100 μ g	\$1,700
Biot. Anti-Human sTNF Receptor Type I	500-P143Bt	<i>Rabbit</i>	E, WB	25 μ g	50 μ g	\$3,400

Biot. = Biotinylated

Key: I = IHC, E = ELISA, WB = Western blot, N = Neutralization

sTNF Receptor Type II soluble Tumor Necrosis Factor Receptor Type II

Synonyms: TNFRSF1B, p75, TNFR75, CD120b, TNFR80, p80, TNFR2

RUO Cytokines

PRODUCT	CATALOG #	SOURCE	MW	Size A \$80	Size B \$195	1mg
Human sTNF Receptor Type II	310-12	<i>E.coli</i>	18.9 kDa	5 μ g	20 μ g	\$3,000

Additional sizes available please inquire

Polyclonal Antibodies - Antigen Affinity Purified

PRODUCT	CATALOG #	SOURCE	APPLICATIONS	Size A \$195	Size B \$250	1mg
Anti-Human sTNF Receptor Type II	500-P168	<i>Rabbit</i>	I, E, WB, N	50 μ g	100 μ g	\$1,700
Biot. Anti-Human sTNF Receptor Type II	500-P168Bt	<i>Rabbit</i>	E, WB	25 μ g	50 μ g	\$3,400

Biot. = Biotinylated

Key: I = IHC, E = ELISA, WB = Western blot, N = Neutralization

TPO *Thrombopoietin*

Synonyms: Megakaryocyte colony-stimulating factor, c-MPL Ligand, MGDF

RUO Cytokines

PRODUCT	CATALOG #	SOURCE	MW	Size A	Size B	1mg
				\$80	\$195	
Human TPO	300-18	<i>E.coli</i>	18.6 kDa	2µg	10µg	\$4,300
Murine TPO	315-14	<i>E.coli</i>	18.7 kDa	2µg	10µg	\$4,300
Rat TPO	400-34	<i>E.coli</i>	18.7 kDa	2µg	10µg	\$4,300

* See page 13 for available Cytokine Packages.

Additional sizes available please inquire

PeproGMP® Cytokines

PRODUCT	CATALOG #	SOURCE	MW	Size	Price
PeproGMP® Human TPO	GMP300-18-50µg	<i>E.coli</i>	18.6 kDa	50µg	\$1,050
PeproGMP® Human TPO	GMP300-18-100µg	<i>E.coli</i>	18.6 kDa	100µg	\$1,750

Animal-Free Cytokines

PRODUCT	CATALOG #	SOURCE	MW	Size A	Size B	1mg
				\$95	\$215	
Human TPO	AF-300-18	<i>E.coli</i>	18.6 kDa	2µg	10µg	\$4,700
Murine TPO	AF-315-14	<i>E.coli</i>	18.7 kDa	2µg	10µg	\$4,700
Rat TPO	AF-400-34	<i>E.coli</i>	18.7 kDa	2µg	10µg	\$4,700

* See page 13 for available Cytokine Packages.

Additional sizes available please inquire

Polyclonal Antibodies - Antigen Affinity Purified

PRODUCT	CATALOG #	SOURCE	APPLICATIONS	Size A	Size B	1mg
				\$195	\$250	
Anti-Human TPO	500-P49	<i>Rabbit</i>	E, WB, N	50µg	100µg	\$1,700
Biot. Anti-Human TPO	500-P49Bt	<i>Rabbit</i>	E, WB	25µg	50µg	\$3,400
Anti-Human TPO	500-P49G	<i>Goat</i>	E, WB, N	50µg	100µg	\$1,700
Biot. Anti-Human TPO	500-P49GBt	<i>Goat</i>	E, WB	25µg	50µg	\$3,400

Biot. = Biotinylated

Key: I = IHC, E = ELISA, WB = Western blot, N = Neutralization

Standard ELISA Development Kits

Each kit contains: capture antibody, detection antibody, calibrated standard, and HRP Conjugate, sufficient to assay the target cytokine in at least 1000 ELISA plate wells.

Human TPO	ABTS CATALOG # 900-K44	PRICE: \$320
-----------	------------------------	--------------

Mini ELISA Development Kits

Each kit contains: capture antibody, detection antibody, calibrated standard, and HRP Conjugate, sufficient to assay the target cytokine in at least 200 ELISA plate wells.

Human TPO	ABTS CATALOG # 900-M44	PRICE: \$100
-----------	------------------------	--------------

sTRAIL/Apo2L *TNF-Related Apoptosis-Inducing Ligand*

Synonyms: TNFSF10, Apo2 ligand, TL2, CD253

RUO Cytokines

PRODUCT	CATALOG #	SOURCE	MW	Size A	Size B	1mg
				\$80	\$195	
Human sTRAIL/Apo2L	310-04	<i>E.coli</i>	19.6 kDa	10µg	50µg	\$1,500
Murine TRAIL	315-19	<i>E.coli</i>	20.0 kDa	10µg	50µg	\$1,500

Additional sizes available please inquire

Polyclonal Antibodies - Antigen Affinity Purified

PRODUCT	CATALOG #	SOURCE	APPLICATIONS	Size A	Size B	1mg
				\$195	\$250	
Anti-Human sTRAIL/Apo2L	500-P135	<i>Rabbit</i>	I, E, WB, N	50µg	100µg	\$1,700
Biot. Anti-Human sTRAIL/Apo2L	500-P135Bt	<i>Rabbit</i>	E, WB	25µg	50µg	\$3,400
Anti-Murine TRAIL	500-P303	<i>Rabbit</i>	E, WB	50µg	100µg	\$1,700
Biot. Anti-Murine TRAIL	500-P303Bt	<i>Rabbit</i>	E, WB	25µg	50µg	\$3,400

Biot. = Biotinylated

Key: I = IHC, E = ELISA, WB = Western blot, N = Neutralization

Monoclonal Antibodies

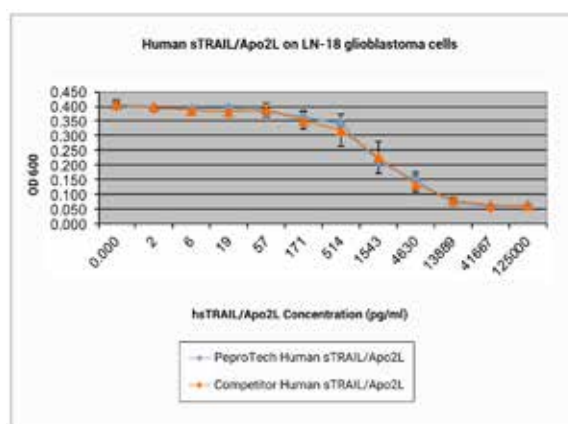
PRODUCT	CATALOG #	SOURCE	APPLICATIONS	Size	PRICE
Anti-human sTRAIL/Apo2L	500-M49	<i>Mouse</i>	E, WB, N	500µg	\$150

Key: I = IHC, E = ELISA, WB = Western blot, N = Neutralization

Standard ELISA Development Kits

Each kit contains: capture antibody, detection antibody, calibrated standard, and HRP Conjugate, sufficient to assay the target cytokine in at least 1000 ELISA plate wells.

Human sTRAIL/Apo2L	ABTS CATALOG # 900-K141	PRICE: \$320
--------------------	-------------------------	--------------



sTRAIL Receptor-1 *soluble TRAIL Receptor-1*

Synonyms: TNFRSF10A, DR4, Apo2, CD261

RUO Cytokines

PRODUCT	CATALOG #	SOURCE	MW	Size A	Size B	1mg
				\$80	\$195	
Human sTRAIL Receptor-1	310-18	<i>E.coli</i>	22.7 kDa	10µg	50µg	\$1,500

Additional sizes available please inquire

sTRAIL Receptor-2 *soluble TRAIL Receptor-2*

Synonyms: TNFRSF10B, DR5, KILLER, TRICK2A, TRICKB, CD262

RUO Cytokines

PRODUCT	CATALOG #	SOURCE	MW	Size A	Size B	1mg
				\$80	\$195	
Human sTRAIL Receptor-2	310-19	<i>E.coli</i>	14.9 kDa	10µg	50µg	\$1,500

Additional sizes available please inquire

Polyclonal Antibodies - Antigen Affinity Purified

PRODUCT	CATALOG #	SOURCE	APPLICATIONS	Size A	Size B	1mg
				\$195	\$250	
Anti-Human sTRAIL Receptor-2	500-P299	<i>Rabbit</i>	E, WB	50µg	100µg	\$1,700
Biot. Anti-Human sTRAIL Receptor-2	500-P299Bt	<i>Rabbit</i>	E, WB	25µg	50µg	\$3,400

Biot. = Biotinylated

Key: I = IHC, E = ELISA, WB = Western blot, N = Neutralization

TREM-1 Fc *Triggering receptor expressed on monocytes 1*

Synonyms: CD354

RUO Cytokines

PRODUCT	CATALOG #	SOURCE	MW	Size A	Size B	1mg
				\$80	\$195	
Human TREM-1 Fc	310-36	<i>CHO cells</i>	92.6 kDa	10µg	50µg	\$1,500

Additional sizes available please inquire

TSG *Twisted Gastrulation Protein*

Synonyms: None

RUO Cytokines

PRODUCT	CATALOG #	SOURCE	MW	Size A	Size B	1mg
				\$80	\$195	
Human TSG	120-09	<i>E.coli</i>	22.2 kDa	10µg	50µg	\$1,500

Additional sizes available please inquire

TSLP *Thymic Stromal Lymphopoietin*

Synonyms: None

RUO Cytokines

PRODUCT	CATALOG #	SOURCE	MW	Size A	Size B	1mg
				\$80	\$195	
Human TSLP	300-62	<i>E.coli</i>	15.0 kDa	2µg	10µg	\$5,200

Additional sizes available please inquire

Polyclonal Antibodies - Antigen Affinity Purified

PRODUCT	CATALOG #	SOURCE	APPLICATIONS	Size A	Size B	1mg
				\$195	\$250	
Anti-Human TSLP	500-P258	<i>Rabbit</i>	I, E, WB	50µg	100µg	\$1,700
Biot. Anti-Human TSLP	500-P258Bt	<i>Rabbit</i>	E, WB	25µg	50µg	\$3,400

Biot. = Biotinylated

Key: I = IHC, E = ELISA, WB = Western blot, N = Neutralization

Standard ELISA Development Kits

Each kit contains: capture antibody, detection antibody, calibrated standard, and HRP Conjugate, sufficient to assay the target cytokine in at least 1000 ELISA plate wells.

Human TSLP	ABTS CATALOG #	900-K334	PRICE: \$320
------------	----------------	----------	--------------

TWEAK *TNF-related Weak Inducer of Apoptosis*

Synonyms: TNFSF12, DR3LG, Apo3 Ligand

RUO Cytokines

PRODUCT	CATALOG #	SOURCE	MW	Size A	Size B	1mg
				\$80	\$195	
Human TWEAK	310-06	<i>E.coli</i>	17.0 kDa	5µg	25µg	\$3,000

Additional sizes available please inquire

Animal-Free Cytokines

PRODUCT	CATALOG #	SOURCE	MW	Size A	Size B	1mg
				\$95	\$215	
Human TWEAK	AF-310-06	<i>E.coli</i>	17.0 kDa	5µg	25µg	\$3,300

Additional sizes available please inquire

Polyclonal Antibodies - Antigen Affinity Purified

PRODUCT	CATALOG #	SOURCE	APPLICATIONS	Size A	Size B	1mg
				\$195	\$250	
Anti-Human TWEAK	500-P137G	<i>Goat</i>	E, WB, N	50µg	100µg	\$1,700
Biot. Anti-Human TWEAK	500-P137GBt	<i>Goat</i>	E, WB	25µg	50µg	\$3,400

Biot. = Biotinylated **Key:** I = IHC, E = ELISA, WB = Western blot, N = Neutralization

Standard ELISA Development Kits

Each kit contains: capture antibody, detection antibody, calibrated standard, and HRP Conjugate, sufficient to assay the target cytokine in at least 1000 ELISA plate wells.

Human TWEAK	ABTS CATALOG # 900-K149	PRICE: \$320
-------------	--------------------------------	---------------------

T-U

TWEAK Receptor *TNF-related Weak Inducer of Apoptosis Receptor*

Synonyms: TNFRSF12A, FGF-inducible 14, FN14

RUO Cytokines

PRODUCT	CATALOG #	SOURCE	MW	Size A	Size B	1mg
				\$80	\$195	
Human TWEAK Receptor	310-21	<i>E.coli</i>	5.6 kDa	5µg	25µg	\$3,000

Additional sizes available please inquire

Uteroglobulin

Synonyms: Clara Cell Phospholipid-Binding Protein, CCPBP, Clara Cells 10 kDa secretory protein, CC10, Secretoglobin family 1A member 1, Urinary protein 1, UP-1, UP, Urine protein 1

RUO Cytokines

PRODUCT	CATALOG #	SOURCE	MW	Size A	Size B	1mg
				\$80	\$195	
Human Uteroglobulin	150-18	<i>E.coli</i>	16.1 kDa	10µg	50µg	\$1,500

Additional sizes available please inquire

VAP-1 *Vascular Adhesion Protein-1*

Synonyms: AOC3, SSAO, HPAO, Copper Amine Oxidase, Membrane Primary Amine Oxidase

RUO Cytokines

PRODUCT	CATALOG #	SOURCE	MW	Size A \$80	Size B \$195	1mg
Human VAP-1	150-16	<i>CHO cells</i>	81.8 kDa	2µg	10µg	\$5,200

Additional sizes available please inquire

Vaspin

Synonyms: Visceral adipose tissue-derived serpin

RUO Cytokines

PRODUCT	CATALOG #	SOURCE	MW	Size A \$80	Size B \$195	1mg
Human Vaspin	130-11	<i>E.coli</i>	45.2 kDa	5µg	25µg	\$3,000

Additional sizes available please inquire

Polyclonal Antibodies - Antigen Affinity Purified

PRODUCT	CATALOG #	SOURCE	APPLICATIONS	Size A \$195	Size B \$250	1mg
Anti-Human Vaspin	500-P256	<i>Rabbit</i>	E, WB	50µg	100µg	\$1,700
Biot. Anti-Human Vaspin	500-P256Bt	<i>Rabbit</i>	E, WB	25µg	50µg	\$3,400

Biot. = Biotinylated

Key: I = IHC, E = ELISA, WB = Western blot, N = Neutralization

VCAM-1 *Vascular Cell Adhesion Molecule 1*

Synonyms: CD106, INCAM-100, MGC108734, MGC99561, VCAM, VCAM1, VCAM1B, VECAM1

RUO Cytokines

PRODUCT	CATALOG #	SOURCE	MW	Size A \$80	Size B \$195	1mg
Human VCAM-1	150-04	<i>HEK293 cells</i>	74.1 kDa	10µg	50µg	\$1,500

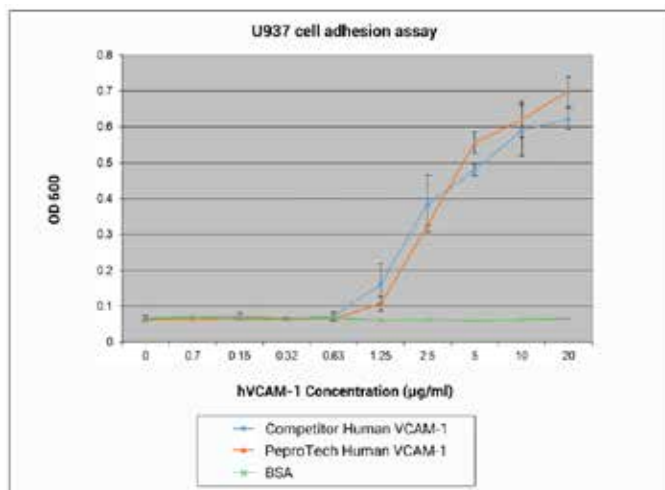
Additional sizes available please inquire

Polyclonal Antibodies - Antigen Affinity Purified

PRODUCT	CATALOG #	SOURCE	APPLICATIONS	Size A \$195	Size B \$250	1mg
Anti-Human VCAM-1	500-P300	<i>Rabbit</i>	E, WB	50µg	100µg	\$1,700
Biot. Anti-Human VCAM-1	500-P300Bt	<i>Rabbit</i>	E, WB	25µg	50µg	\$3,400

Biot. = Biotinylated

Key: I = IHC, E = ELISA, WB = Western blot, N = Neutralization



VEGF *Vascular Endothelial Growth Factor*

Synonyms: VEGF₁₂₁: Vascular Endothelial Growth Factor 121, VPF, VEGF-A; VEGF₁₆₅: Vascular Endothelial Growth Factor 165, VPF, Folliculostellate cell-derived growth factor, Glioma-derived endothelial cell mitogen, VEGF-A

RUO Cytokines

PRODUCT	CATALOG #	SOURCE	MW	Size A	Size B	1mg
				\$80	\$195	
Human VEGF ₁₂₁	100-20A	<i>E.coli</i>	28.4 kDa	2µg	10µg	\$3,900
Human VEGF ₁₆₅	100-20	<i>E.coli</i>	38.2 kDa	2µg	10µg	\$3,900
Murine VEGF ₁₆₅	450-32	<i>E.coli</i>	39.0 kDa	2µg	10µg	\$3,900
Rat VEGF ₁₆₅	400-31	<i>E.coli</i>	38.5 kDa	2µg	10µg	\$3,900

Additional sizes available please inquire

Animal-Free Cytokines

PRODUCT	CATALOG #	SOURCE	MW	Size A	Size B	1mg
				\$95	\$215	
Human VEGF ₁₂₁	AF-100-20A	<i>E.coli</i>	28.4 kDa	2µg	10µg	\$4,300
Human VEGF ₁₆₅	AF-100-20	<i>E.coli</i>	38.2 kDa	2µg	10µg	\$4,300
Murine VEGF ₁₆₅	AF-450-32	<i>E.coli</i>	39.0 kDa	2µg	10µg	\$4,300

Additional sizes available please inquire

Polyclonal Antibodies - Antigen Affinity Purified

PRODUCT	CATALOG #	SOURCE	APPLICATIONS	Size A	Size B	1mg
				\$195	\$250	
Anti-Human VEGF ₁₆₅	500-P10	<i>Rabbit</i>	I, E, WB, N	50µg	100µg	\$1,700
Biot. Anti-Human VEGF ₁₆₅	500-P10Bt	<i>Rabbit</i>	E, WB	25µg	50µg	\$3,400
Anti-Human VEGF ₁₆₅	500-P10G	<i>Goat</i>	I, E, WB, N	50µg	100µg	\$1,700
Biot. Anti-Human VEGF ₁₆₅	500-P10GBt	<i>Goat</i>	E, WB	25µg	50µg	\$3,400
Anti-Murine VEGF ₁₆₅	500-P131	<i>Rabbit</i>	I, E, WB, N	50µg	100µg	\$1,700
Biot. Anti-Murine VEGF ₁₆₅	500-P131Bt	<i>Rabbit</i>	E, WB	25µg	50µg	\$3,400
Anti-Rat VEGF ₁₆₅	500-P275	<i>Rabbit</i>	E, WB, N	50µg	100µg	\$1,700
Biot. Anti-Rat VEGF ₁₆₅	500-P275Bt	<i>Rabbit</i>	E, WB	25µg	50µg	\$3,400

Biot. = Biotinylated

Key: I = IHC, E = ELISA, WB = Western blot, N = Neutralization

Monoclonal Antibodies

PRODUCT	CATALOG #	SOURCE	APPLICATIONS	Size	PRICE
Anti-Human VEGF ₁₆₅	500-M88	<i>Mouse</i>	E, WB	500µg	\$150

Key: I = IHC, E = ELISA, WB = Western blot, N = Neutralization

Standard ELISA Development Kits

Each kit contains: capture antibody, detection antibody, calibrated standard, and HRP Conjugate, sufficient to assay the target cytokine in at least 1000 ELISA plate wells.

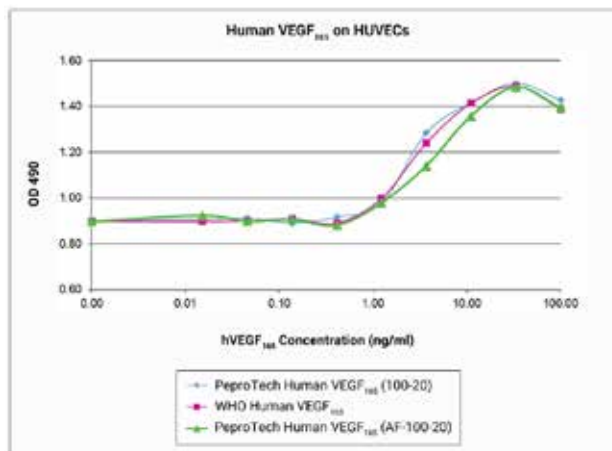
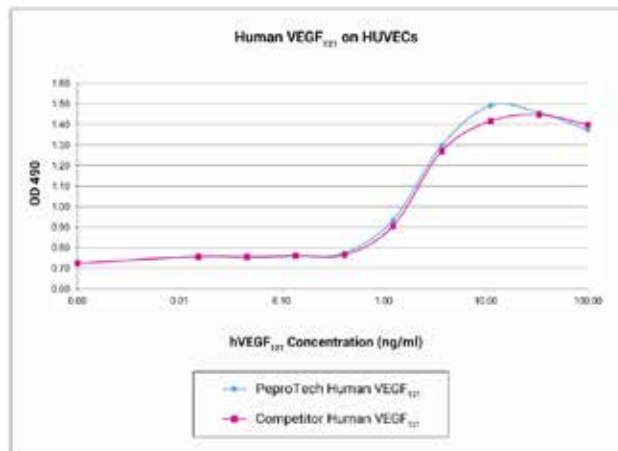
Human VEGF ₁₆₅	ABTS CATALOG # 900-K10	PRICE: \$320
Human VEGF ₁₆₅	TMB CATALOG # 900-T10	PRICE: \$320
Murine VEGF ₁₆₅	ABTS CATALOG # 900-K99	PRICE: \$320
Rat VEGF ₁₆₅	ABTS CATALOG # 900-K436	PRICE: \$320

Mini ELISA Development Kits

Each kit contains: capture antibody, detection antibody, calibrated standard, and HRP Conjugate, sufficient to assay the target cytokine in at least 200 ELISA plate wells.

Human VEGF ₁₆₅	ABTS CATALOG # 900-M10	PRICE: \$100
Human VEGF ₁₆₅	TMB CATALOG # 900-TM10	PRICE: \$100
Murine VEGF ₁₆₅	ABTS CATALOG # 900-M99	PRICE: \$100
Rat VEGF ₁₆₅	ABTS CATALOG # 900-M436	PRICE: \$100

VEGF *Vascular Endothelial Growth Factor (Continued)*



VEGF-B *Vascular Endothelial Growth Factor-B*

Synonyms: VEGF-related factor, VRF

RUO Cytokines

PRODUCT	CATALOG #	SOURCE	MW	Size A	Size B	1mg
				\$80	\$195	
Human VEGF-B	100-20B	<i>E.coli</i>	38.0 kDa	5µg	20µg	\$3,900

Additional sizes available please inquire

VEGF-C *Vascular Endothelial Growth Factor-C*

Synonyms: VRP, Flt4-Ligand

RUO Cytokines

PRODUCT	CATALOG #	SOURCE	MW	Size A	Size B	1mg
				\$80	\$195	
Human VEGF-C	100-20C	<i>HEK293 cells</i>	27.0 kDa	5µg	20µg	\$3,000

Additional sizes available please inquire

VEGF-D *Vascular Endothelial Growth Factor-D*

Synonyms: FIGF

RUO Cytokines

PRODUCT	CATALOG #	SOURCE	MW	Size A	Size B	1mg
				\$80	\$195	
Human VEGF-D	100-20D	<i>HEK293 cells</i>	26.2 kDa	2µg	10µg	\$5,200

Additional sizes available please inquire

Vimentin

Synonyms: Vim

RUO Cytokines

PRODUCT	CATALOG #	SOURCE	MW	Size A	Size B	1mg
				\$80	\$195	
Human Vimentin	110-10	<i>E.coli</i>	54.3 kDa	20µg	100µg	\$1,100

Additional sizes available please inquire

Visfatin

Synonyms: PBEF (Pre-B-cell colony-enhancing factor), NAmPRTase (nicotinamide phosphoribosyltransferase), Nampt, VF

RUO Cytokines

PRODUCT	CATALOG #	SOURCE	MW	Size A	Size B	1mg
				\$80	\$195	
Human Visfatin	130-09	<i>E.coli</i>	52.6 kDa	5µg	25µg	\$3,000

Additional sizes available please inquire

Polyclonal Antibodies - Antigen Affinity Purified

PRODUCT	CATALOG #	SOURCE	APPLICATIONS	Size A	Size B	1mg
				\$195	\$250	
Anti-Human Visfatin	500-P222	<i>Rabbit</i>	I, E, WB	50µg	100µg	\$1,700
Biot. Anti-Human Visfatin	500-P222Bt	<i>Rabbit</i>	E, WB	25µg	50µg	\$3,400

V

Vitronectin

Synonyms: VTN, Serum-spreading factor, V75

RUO Cytokines

PRODUCT	CATALOG #	SOURCE	MW	Size A	Size B	1mg
				\$80	\$195	
Human Vitronectin	140-09	<i>HEK293 cells</i>	52.2 kDa	100µg	500µg	\$250

Additional sizes available please inquire

Animal-Free Cytokines

PRODUCT	CATALOG #	SOURCE	MW	Size A	Size B	1mg
				\$95	\$215	
Human Vitronectin	AF-140-09	<i>HEK293 cells</i>	52.2 kDa	100µg	500µg	\$275

Additional sizes available please inquire

WISP-1 *WNT-1 Inducible Signaling Pathway protein-1*

Synonyms: CCN4, Wnt-1-induced secreted protein

RUO Cytokines

PRODUCT	CATALOG #	SOURCE	MW	Size A	Size B	1mg
				\$80	\$195	
Human WISP-1	120-18	<i>E.coli</i>	38.1 kDa	5µg	20µg	\$3,900

Additional sizes available please inquire

WISP-3 *WNT-1 Inducible Signaling Pathway protein-3*

Synonyms: CCN6

RUO Cytokines

PRODUCT	CATALOG #	SOURCE	MW	Size A	Size B	1mg
				\$80	\$195	
Human WISP-3	120-20	<i>E.coli</i>	36.8 kDa	5µg	20µg	\$3,900

Additional sizes available please inquire

WNT-1

Synonyms: INT-1, Wnt-1 proto-oncogene protein (precursor)

RUO Cytokines

PRODUCT	CATALOG #	SOURCE	MW	Size A	Size B	1mg
				\$80	\$195	
Human WNT-1	120-17	<i>E.coli</i>	38.4 kDa	2µg	10µg	\$5,200

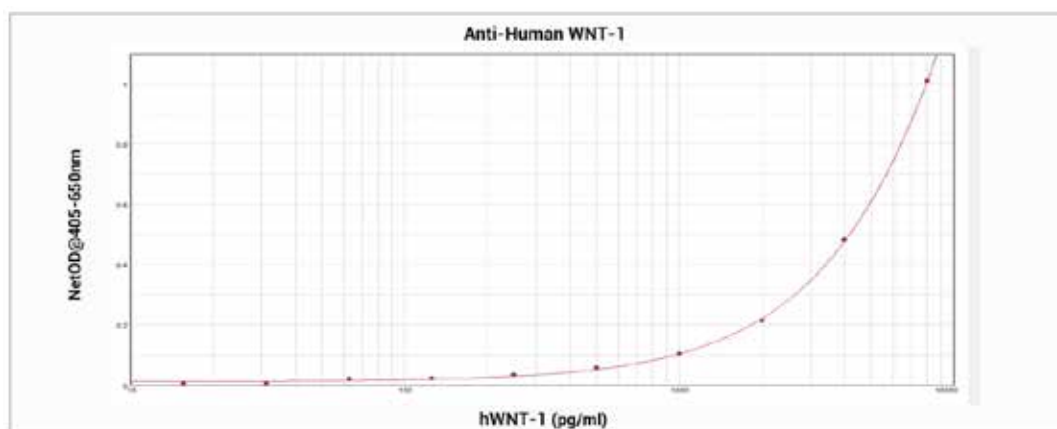
Additional sizes available please inquire

Polyclonal Antibodies - Antigen Affinity Purified

PRODUCT	CATALOG #	SOURCE	APPLICATIONS	Size A	Size B	1mg
				\$195	\$250	
Anti-Human WNT-1	500-P250	<i>Rabbit</i>	I, E, WB	50µg	100µg	\$1,700
Biot. Anti-Human WNT-1	500-P250Bt	<i>Rabbit</i>	E, WB	25µg	50µg	\$3,400

Biot. = Biotinylated

Key: I = IHC, E = ELISA, WB = Western blot, N = Neutralization



WNT-3a

Synonyms: Wingless-type MMTV (Mouse Mammary Tumor Virus) integration site family member 3a

RUO Cytokines

PRODUCT	CATALOG #	SOURCE	MW	Size A	Size B	1mg
				\$80	\$195	
Human WNT-3a	120-27	cell culture	37.4 kDa	2µg	10µg	N/A
Murine WNT-3a	315-20	cell culture	37.4 kDa	2µg	10µg	N/A

Polyclonal Antibodies - Antigen Affinity Purified

PRODUCT	CATALOG #	SOURCE	APPLICATIONS	Size A	Size B	1mg
				\$195	\$250	
Anti-Human WNT-3a	500-P251	Rabbit	I, E, WB	50µg	100µg	\$1,700
Biot. Anti-Human WNT-3a	500-P251Bt	Rabbit	E, WB	25µg	50µg	\$3,400

Biot. = Biotinylated

Key: I = IHC, E = ELISA, WB = Western blot, N = Neutralization

WNT-7a

Synonyms: None

RUO Cytokines

PRODUCT	CATALOG #	SOURCE	MW	Size A	Size B	1mg
				\$80	\$195	
Human WNT-7a	120-31	HEK293 cells	35.5 kDa	3µg	15µg	\$4,800

Additional sizes available please inquire

WNT-9b

Synonyms: WNT15, WNT14B, UNQ6973/PRO21956

RUO Cytokines

PRODUCT	CATALOG #	SOURCE	MW	Size A	Size B	1mg
				\$80	\$195	
Human WNT-9b	120-49	CHO cells	36.9 kDa	5µg	20µg	\$5,200

Additional sizes available please inquire

Control Antibodies

PRODUCT	CATALOG #	Size	PRICE
Normal Goat IgG	500-G00	1mg	\$65
Normal Mouse IgG	500-M00	1mg	\$65
Normal Rabbit IgG	500-P00	500µg	\$50

Chemokine Nomenclature

Systematic Name	Functional Name(s) (mouse protein)	Responding Cell Type(s) (mouse protein)	Known Receptor(s)
CXC Chemokines			
CXCL1	GRO1, GRO- α , MGSA, NAP-3 (KC)	PMN	CXCR1, CXCR2
CXCL2	GRO2, GRO- β , MIP2- α (MIP-2)	PMN	CXCR1, CXCR2
CXCL3	GRO3, GRO- γ , MIP2- β (DCIP-1)	PMN	CXCR2
CXCL4	PF-4, Oncostatin-A	PMN, Mo	CXCR3B
CXCL5	ENA-78	PMN	CXCR2
CXCL6	GCP-2, CKA-3 (LIX)	PMN	CXCR1, CXCR2
CXCL7	NAP-2, PBP, LDGF, MDGF	PMN	CXCR1, CXCR2
CXCL8	IL-8, GCP-1, NAP-1	PMN, Bs	CXCR1, CXCR2
CXCL9	MIG	actT [Th1], NK	CXCR3
CXCL10	IP-10 (CRG-2)	Mo, actT [Th1], NK	CXCR3
CXCL11	I-TAC, IP-9	actT [Th1], NK	CXCR3, CXCR7
CXCL12	SDF-1, SDF-1 α/β , PBSF	All cell types	CXCR4, CXCR7
CXCL13	BCA-1, BLC	B, (Mo)	CXCR5
CXCL14	BRACK, MIP-2G	PMN, mDC (B, Mo)	unknown
CXCL15	(Lungkine)	PMN	unknown
CXCL16	SR-PSOX	actT	CXCR6
CXCL17	VEGF co-regulated chemokine 1, DMC	Mo, iDC	unknown
C Chemokines			
XCL1	Lymphotactin, ATAC, SCM-1	Tr	XCR1
XCL2	SCM-1 β	Tr	XCR1
CX3C Chemokines			
CX3CL1	Fractalkine, Neurotactin, CX3C	Mo, actT, NK	CX3CR1
CC Chemokines			
CCL1	I-309 (TCA-3)	iDC, actT [Th2], Mo (PMN)	CCR8
CCL2	MCP-1, MCAF, JE	Bs, Mo, actT, NK, iDC	CCR2, CCR4
CCL3	MIP-1 α , LD78 α	Eo, Mo, actT, NK, iDC (PMN)	CCR1, CCR4, CCR5
CCL3L1	LD78 β	Mo, actT, B	CCR1, CCR3, CCR5
CCL4	MIP-1 β , LAG-1	Mo, actT [Th1], NK, iDC	CCR5
CCL4L1	LAG-1 gene duplication	Mo	CCR1, CCR5
CCL5	RANTES	Eo, Bs, Mo, actT, NK, iDC, Tm	CCR1, CCR3, CCR4, CCR5
CCL6	(C-10)	Mo	CCR1
CCL7	MCP-3 (FIC)	Eo, Bs, Mo, actT, NK, iDC	CCR1, CCR2, CCR3
CCL8	MCP-2	Eo, Bs, Mo, actT, NK, iDC	CCR1, CCR2B, CCR3, CCR5
CCL9/10	(MIP-1 γ , MRP-2)	PMN, actT	CCR1
CCL11	Eotaxin	Eo, Bs, actT [Th2], iDC	CCR3
CCL12	(MCP-5)	Eo, Bs, Mo, actT, NK, iDC	CCR2
CCL13	MCP-4, CK β -10	Eo, Bs, Mo, actT, NK, iDC	CCR1, CCR2, CCR3
CCL14	HCC-1	Eo, Mo, T	CCR1, CCR3, CCR5
CCL15	MIP-5, MIP-1 δ , HCC-2, LKN-1	Mo, T	CCR1, CCR3
CCL16	LEC, HCC-4	Mo, actT [Th1]	CCR1
CCL17	TARC (ABCD-2)	actT [Th2]	CCR4
CCL18	MIP-4, DC-CK1, PARC, AMAC-1	Tr, iDC	unknown
CCL19	MIP-3 β , ELC, Exodus-1	Tr, actT, mDC	CCR7
CCL20	MIP-3 α , LARC, Exodus-1	Tm, B, iDC, PMN	CCR6
CCL21	Exodus-2, 6Ckine, SLC	Tr, actT, mDC	CCR7
CCL22	MDC, STCP-1 (ABCD-1)	Mo, actT [Th2], NK, iDC	CCR4
CCL23	MIP-3, MPIF-1, CK β -8	PMN, Mo, Tr	CCR1
CCL24	Eotaxin-2, MPIF-2, CK β -6	Eo, Bs, actT [Th2], iDC, PMN, Tr	CCR3
CCL25	TECK	Thymocytes, Tr, iDC	CCR9
CCL26	MIP-4 α , Eotaxin-3	Eo, Bs, actT [Th2], iDC	CCR3
CCL27	CTACK, ILC, Eskine	actT	CCR10
CCL28	MEC	actT, Tr, Eo	CCR3, CCR10

KEY	
Tm	= memory T cells
B	= B-cells
actT	= activated T cell
Bs	= Basophil
Tr	= resting T cell
T	= T cells
Eo	= Eosinophil
NK	= Natural Killer cells
Mo	= monocyte
PMN	= neutrophils
mDC	= mature dendritic cells
iDC	= immature dendritic cells

TNF Nomenclature

TNF Superfamily – Ligands

Nomenclature Name	Functional Names
TNFSF1	TNF- β , Lymphotoxin- α (LT- α), TNFSF1
TNFSF2	TNF- α , Cachectin, DIF, Necrosin, Cytotoxin, TNFSF1A
TNFSF3	Lymphotoxin- β (LT- β), TNF-C
TNFSF4	OX40 Ligand (OX40L), Gp34, TXGP1, CD252
TNFSF5	CD40 Ligand (CD40L), TRAP, Gp39, CD154, T-BAM
TNFSF6	Fas Ligand (FasL), APTL, APT1LG1, CD95L, CD178
TNFSF7	CD70, CD27 Ligand (CD27L, CD27LG)
TNFSF8	CD30 Ligand (CD30L, CD30LG), CD153
TNFSF9	4-1BB Ligand (4-1BBL), CD137L
TNFSF10	TRAIL, Apo2 Ligand (Apo2L), CD253
TNFSF11	RANK Ligand (RANKL), TRANCE, OPGL, ODF, CD254
TNFSF12	TWEAK, Apo3 Ligand (Apo3L), DR3LG
TNFSF13	APRIL, TALL-2, TRDL-1, CD256
TNFSF13B	BAFF, BLyS, TALL-1, CD257, TNFSF20, THANK, ZTNF4
TNFSF14	LIGHT, HVEM-Ligand (HVEM-L), CD258
TNFSF15	TL1A, TL1, VEGI
TNFSF18	AITR Ligand (AITRL), TL-6, GITR Ligand (GITRL)

TNF Superfamily – Receptors

Nomenclature Name	Functional Names
TNFRSF1A	TNF Receptor Type I (TNFR1), CD120a, p55, p60, TNFAR
TNFRSF1B	TNF Receptor Type II (TNFR2), CD120b, p75, p80
TNFRSF3	TNF Receptor Type III (TNFR3), Lymphotoxin- β Receptor, TNFR2-RP, TNFCR
TNFRSF4	OX40L Receptor, ACT35, TXGP1R, CD134
TNFRSF5	Bp50, CD40L Receptor, CDw40, CD40
TNFRSF6	FASLG Receptor, CD95, Apo-1
TNFRSF6B	DcR3, M68
TNFRSF7	CD27, CD27L Receptor, T14
TNFRSF8	CD30, CD30L Receptor, Ki-1
TNFRSF9	4-1BBL Receptor, CDw137, CD137, T-cell antigen ILA
TNFRSF10A	DR4, Apo2, TRAIL Receptor 1 (TRAILR1), CD261
TNFRSF10B	DR5, TRAIL Receptor 2 (TRAILR2), CD262, KILLER, TRICK2A, TRICKB
TNFRSF10C	DcR1, TRAIL Receptor 3 (TRAILR3), CD263
TNFRSF10D	DcR2, TRAIL Receptor 4 (TRAILR4), CD264
TNFRSF11A	RANK Receptor (RANKR), ODFR, CD265, ODAR, TRANCE
TNFRSF11B	Osteoprotegerin (OPG), OCIF, TR1
TNFRSF12	DR3, TNFRSF25, Apo3, AIR, TRAMP, LARD, WSL, WSL-1
TNFRSF13B	TACI, CD267
TNFRSF13C	BAFF Receptor (BAFFR), CD268, BLyS Receptor 3
TNFRSF14	HVEM, TR2, HveA, CD270, ATAR
TNFRSF16	NGF Receptor (NGFR), Gp80-LNGFR, p75NTR, p75 ICD, CD271
TNFRSF17	BCMA, CD269
TNFRSF18	AITR, GITR, CD357
TNFRSF19	TRADE
TNFRSF19L	RELT
TNFRSF21	DR6, CD358
TNFRSF22	SOBa, TNFRH2
TNFRSF23	SOB, TNFRH1

FGF Family

Fibroblast Growth Factors	MW-Secreted form (mouse)	Estimated pl (mouse)	Target Cells (Partial list)	Receptors	Functions (Partial list)
FGF1 (Acidic FGF) Heparin-Binding Growth Factor-1 (HBGF-1) ECGF-beta (Endothelial Cell Growth Factor-beta)	15.8 kDa (15.7 kDa)	7.99 (7.88)	mesenchymal, neuroectodermal endothelial cells	all FGF receptors	Angiogenic <i>in vivo</i> , mitogenic in <i>in vitro</i> , wound healing
FGF2 (Basic FGF) Heparin-Binding Growth Factor-2 (HBGF-2) Prostatropin	17.2 kDa (17.1 kDa)	10.03 (9.59)	mesenchymal, neuroectodermal endothelial cells	1b, 1c, 2c, 3c, 4	Vasculogenesis, wound healing, angiogenesis, hematopoiesis, neuron survival
FGF3 int-2	24.9 kDa (25.2 kDa)	10.98 (10.84)	epithelial cells that express FGF receptor 2b	2b	Mesoderm induction, angiogenesis, inner ear development
FGF4 Heparin Secretory Transforming protein (HST-1) Transforming protein KS3 Heparin-Binding Growth Factor-4 (HBGF-4)	19.7 kDa (18.9 kDa)	10.22 (10.24)	cells that express FGF receptors	1c, 2c, 3c, 4	Angiogenesis, vertebrate limb development and development of stomach cancer
FGF5 Heparin-Binding Growth Factor-5 (HBGF-5) Smag-82	27.6 kDa (27.1 kDa)	11.1 (10.50)	cells that express FGF receptors	1c, 2c	Hair growth and development
FGF6 Heparin-Binding Growth Factor-6 (HBGF-6) HST-2	18.7 kDa (18.9 kDa)	10.09 (9.80)	cells that express FGF receptors	1c, 2c, 4	Skeletal muscle development
FGF7/KGF (Keratinocyte Growth Factor) Heparin-Binding Growth Factor-7 (HBGF-7)	18.9 kDa (18.8 kDa)	9.55 (9.22)	keratinocytes and epithelial cells that express FGF receptor 2b	2b	Keratinocyte growth factor, kidney and lung development, angiogenesis and wound healing
FGF8 Androgen-Induced Growth Factor (AIGF), Heparin-Binding Growth Factor-8 (HBGF-8)	22.4 kDa (28.0 kDa)	10.95 (10.46)	mammary carcinoma cells and other cells that express FGF receptors	2c, 3c, 4 (possibly 1c)	Limb, central nervous system, cardiac outflow tract development
FGF9 Glia Activating Factor (GAF) Heparin-Binding Growth Factor-9 (HBGF-9)	23.4 kDa (23.3 kDa)	7.44 (7.44)	glial cells, astrocyte cells and other cells that express FGF receptors	1c, 2c, 3b, 3c, 4	Glia-activating factor, motor neuron survival, lung and testes development
FGF10 FGFA Keratinocyte growth factor-2	19.3 kDa (19.5 kDa)	10.49 (9.76)	epithelial cells that express FGF receptor 2b	2b	Wound healing, multi-organ including limb and lung development
FGF11 FGFB Fibroblast growth factor Homologous Factor-3 (FHF-3)	25.0 kDa (25.1 kDa)	9.92 (10.06)	nuclear processes unrelated to the secreted FGFs	none	Appears to be involved in nervous system development and function
FGF12 FGFC Fibroblast growth factor Homologous Factor-1 (FHF-1)	27.4 kDa (27.3 kDa)	9.98 (9.98)	nuclear processes unrelated to the secreted FGFs	none	Appears to be involved in nervous system development and function
FGF13 FGFD Fibroblast growth factor Homologous Factor-2 (FHF-2)	27.5 kDa (27.6 kDa)	9.92 (9.92)	nuclear processes unrelated to the secreted FGFs	none	Appears to be involved in nervous system development and function
FGF14 FGFE Fibroblast growth factor Homologous Factor-4 (FHF-4)	27.7 kDa (27.7 kDa)	10.11 (10.11)	nuclear processes unrelated to the secreted FGFs	none	Regulates central nervous system development and function
FGF15 FGFF, identified in mouse not human	(22.5 kDa)	(5.76)	cells that express FGF receptor 4	4	Regulator of cell division and patterning in specific regions of embryonic brain, spinal cord and sensory organs
FGF16 FGFG	23.7 kDa (23.7 kDa)	9.52 (9.36)	cells that express FGF receptors	2c, 3c	Central nervous system development
FGF17 FGFH	22.7 kDa (22.5 kDa)	11.22 (10.71)	cells that express FGF receptors	1c, 2c, 3c, 4	Signals induction and patterning of embryonic brain
FGF18 zFGF5 FGFI	20.1 kDa (20.9 kDa)	10.67 (10.09)	cells that express FGF receptors	1c, 2c, 3c, 4	An essential regulator of long bone and calvarial development
FGF19 FGFJ, identified in human not mouse	21.8 kDa	6.32	cells that express FGF receptor 4	4	Expressed during brain development and during embryogenesis, regulates multiple metabolic processes in adulthood
FGF20 FGFK	23.2 kDa (23.6 kDa)	9.22 (8.54)	epithelial and mesenchymal cells	1c, 2c, 3c	Expressed during limb and brain development
FGF21 FGFL	19.4 kDa (19.9 kDa)	5.29 (4.59)	unknown at the time of printing	unknown at the time of printing	Expressed in liver and thymus, may play a role in Type 2 Diabetes
FGF22 FGFM	17.1 kDa (16.5 kDa)	11.71 (11.58)	hair follicle keratinocytes	unknown at the time of printing	May be involved in cutaneous development and repair, and hair development
FGF23 FGFN	25.3 kDa (25.3 kDa)	8.95 (9.64)	renal proxima epithelial cells	3c	Expressed in brain and thymus, regulates phosphate homeostasis, mutant in hypophosphatemic rickets, regulates multiple metabolic processes in adulthood

Neurotrophin/Neuropoietic Cytokines

Functional Name	Synonyms	Main Neurotrophic Functions (Partial List)	Disease/Disorder Relation (Partial List)	Receptors
β-NGF (beta-Nerve Growth Factor)	NGF- β	Supports survival and maintenance of neurons in the sensory and sympathetic nervous systems	Alzheimer's, Parkinson's, diabetic peripheral neuropathy, cardiovascular diseases	LNGFR, gp140/trk, p75NTR
BDNF (Brain Derived Neurotrophic Factor)	Abrineurin	Supports survival and maintenance of neurons in the central nervous system and peripheral nervous systems	Parkinson's, diabetic peripheral neuropathy, ALS, Huntington's	LNGFR, gp145/trkB, p75NTR
NNT-1/BCSF-3 (Novel Neurotrophin-1/ B-Cell Stimulating Factor-3)	Cardiotrophin-like cytokine (CLCF1)	Supports survival of motor and sympathetic neurons in chick embryos	Multifocal neuronal hypoplasia, neurodegenerative eye diseases (glaucoma), CISS (cold-induced sweating syndrome)	LIFR- β , gp130
NT-3 (Neurotrophin-3)	NGF-2, HGNF	Promotes growth and survival of new and existing neurons	Diabetic peripheral neuropathy, periodontal diseases	Trk, TrkB, TrkC, p75NTR
NT-4 (Neurotrophin-4)	NT-4/NT-5	Promotes survival of peripheral sensory sympathetic neurons	Huntington's, glaucoma	TrkB, p75NTR
GDNF (Glial-Derived Neurotrophic Factor)	ATF-1	Promotes dopamine uptake, survival and morphological differentiation of midbrain neurons	Parkinson's, ALS, Huntington's	RET/GFR1 α -4 α
MANF (Mesencephalic Astrocyte-Derived Neurotrophic Factor)	ARMET, Arginine-Rich Protein (ARP)	Promotes survival, growth and function of dopamine-specific neurons	Parkinson's, cancer	Unknown at time of printing
CDNF (Cerebral Dopamine Neurotrophic Factor)	ARMETL1	Promotes survival, growth and function of dopamine-specific neurons	Parkinson's	Unknown at time of printing
CNTF (Ciliary Neurotrophic Factor)	None	Promotes survival of ciliary neurons, primary sensory neurons, motor neurons, basal forebrain neurons, and type 2 astrocytes	ALS, Huntington's	CNTFR- α
IL-6 (Interleukin-6)	26 kDa protein, IFN- β 2, B-cell Differentiation Factor (BCDF), BSF-2, HPGF, HSF, MGI-2	Involved in inflammation associated with Alzheimer's disease	Diabetes, atherosclerosis, Alzheimer's, depression, rheumatoid arthritis, systematic lupus, cancer, MS	IL-6R α , gp130
Oncostatin M	OSM	Involved in the regulation of neurogenesis	Rheumatoid arthritis, atherosclerosis, cancer, TEL/JAK2 disease	LIFR-high affinity, gp130-low affinity
Cardiotrophin-1	CT-1	Enhances the survival of different neuronal populations	Motor Neuron Diseases (MND), cardiovascular diseases	gp130, LIFR
IL-11 (Interleukin-11)	AGIF (Adipogenesis Inhibitory Factor)	Survival of oligodendrocytes, involved in inflammation associated with MS	Atherosclerosis, MS	IL-11R α , gp130
LIF (Leukemia Inhibitory Factor)	Differentiation-stimulating factor, D-factor, Melanoma-Derived LPL inhibitor (MLPLI)	Promotes the stimulation of differentiation of cholinergic nerves	Systemic lupus, cancer, epidermal hyperplasia in ALS	LIFR
Pleiotrophin	PTN, Heparin Affin Regulatory Protein (HARP), Heparin-Binding Growth Factor-8 (HBGF-8), Osteoblast-Specific Factor-1 (OSF-1)	Promotes neurite outgrowth	Angiogenesis, Parkinson's, cancer	ALK
Midkine	MK, NEGF-2	Promotes neurite outgrowth	Alzheimer's, cancer	ALK
Neurturin	NTN, NRTN	Promotes survival of sympathetic and sensory neurons	Parkinson's	Prefers RET/GFR2 α
Artemin	ART, ARTN, Enovin, Neublastin	Promotes the survival of sympathetic, neural crest, placodally-derived sensory neurons, and dopaminergic midbrain neurons	Chronic Pain	Prefers RET/GFR3 α
Persephin	PSP, PSPN	Promotes the survival of ventral midbrain dopaminergic neurons and motor neurons after sciatic nerve oxotomy	Alzheimer's	Prefers RET/GFR4 α

TGF- β Superfamily

Name	Synonyms	Main Function	Natural Antagonists/ Binding Proteins
TGF-β_1	Differentiation inhibiting factor, cartilage-inducing factor	Regulates cell proliferation, growth, differentiation and motility. Involved in adipogenesis, chondrogenesis, embryogenesis, tissue remodeling, wound healing and tumor formation.	Follistatin, Follistatin-like related gene (FLRG), Decorin, alpha-2 macroglobulin
TGF-β_2	Glioblastoma-derived T-cell suppressor factor, BSC-1, Cetermin, Polyvergin	Regulates cell proliferation, growth, differentiation and motility. Involved in adipogenesis, chondrogenesis, embryogenesis, tissue remodeling, wound healing and tumor formation.	Decorin, alpha-2 macroglobulin
TGF-β_3	None	Regulates cell proliferation, growth, differentiation and motility. Involved in adipogenesis, chondrogenesis, embryogenesis, tissue remodeling, wound healing and tumor formation.	
TGF-β_4	Endometrial Bleeding Associated Factor beta-4, (EBAF) Lefty preproprotein, LEFTA	Essential for left-right (L-R) asymmetry determination of organ systems. Possible role in endometrial bleeding.	
Inhibin A	Inhibin alpha & beta A	Inhibits secretion of follitropin by the pituitary gland, regulates embryogenesis, osteogenesis, hematopoiesis, reproductive physiology and hormone secretion from the hypothalamic, pituitary and gonadal glands.	
Inhibin B	Inhibin alpha & beta B	Inhibits secretion of follitropin by the pituitary gland, regulates embryogenesis, osteogenesis, hematopoiesis, reproductive physiology and hormone secretion from the hypothalamic, pituitary and gonadal glands.	
Activin A	Activin beta-A, Inhibin beta-1, FRP, (Follicle-stimulating hormone-Releasing Protein), FSH-releasing extra protein, FSH-releasing factor, EDF (Erythroid Differentiation Factor)	Regulates embryogenesis, osteogenesis, hematopoiesis, reproductive physiology and hormone secretion from the hypothalamic, pituitary and gonadal glands.	Follistatin, Follistatin-like related gene (FLRG), GASP-1, Cerberus, alpha2 macroglobulin, DAN
Activin AB	Activin beta A & beta B	Regulates embryogenesis, osteogenesis, hematopoiesis, reproductive physiology and hormone secretion from the hypothalamic, pituitary and gonadal glands.	
Activin B	Activin beta-B, Inhibin beta-2	Regulates embryogenesis, osteogenesis, hematopoiesis, reproductive physiology and hormone secretion from the hypothalamic, pituitary and gonadal glands.	
Activin C	Activin beta-C, Inhibin beta-C, blastocyst B1	Regulates embryogenesis, osteogenesis, hematopoiesis, reproductive physiology and hormone secretion from the hypothalamic, pituitary and gonadal glands.	
Activin E	Activin beta-E, Inhibin beta-E	Regulates embryogenesis, osteogenesis, hematopoiesis, reproductive physiology and hormone secretion from the hypothalamic, pituitary and gonadal glands.	
BMP-2	BMP-2A	Induces cartilage and bone formation, plays a role in cardiac morphogenesis.	Noggin, Chordin, Follistatin, Follistatin-like related gene (FLRG), DAN, Cerberus, Gremlin
BMP-3	Osteogenin, BMP-3A	Induces cartilage and bone formation.	
BMP-3B	GDF-10	Biological function unknown, but may play a role in differentiation of osteoblasts, augmenting BMP-2 activity.	
BMP-4	BMP2B (BMP2B1, BMP2B2, Bmp2-rs1), DVR4	Induces cartilage and bone formation, involved in mesoderm induction, tooth development, limb formation and fracture repair.	Noggin, Chordin, Chordin-like/Neuralin/Ventropin, Follistatin, DAN, Cerberus, Gremlin
BMP-5	None	Induces cartilage and bone formation.	Noggin, Chordin-like/Neuralin/Ventropin, Sclerostin/SOST
BMP-6	VGR, Vg-1-related protein	Induces cartilage and bone formation.	Noggin, Chordin-like/Neuralin/Ventropin, Follistatin, Follistatin-like related gene (FLRG), Sclerostin/SOST
BMP-7	OP-1 (Osteogenic Protein-1)	Induces cartilage and bone formation, involved in calcium regulation and bone homeostasis. May act as an osteoinductive factor responsible for epithelial osteogenesis.	Noggin, Chordin, Follistatin-like related gene (FLRG), DAN, Cerberus, Sclerostin/SOST
BMP-8	BMP-8a, OP-2 (Osteogenic Protein-2)	Induces cartilage and bone formation, involved in calcium regulation and bone homeostasis. May act as an osteoinductive factor responsible for epithelial osteogenesis.	
BMP-8b	OP-2 (Osteogenic Protein-2)	Stimulates cartilage and bone formation, implicated in calcium regulation and bone homeostasis.	
BMP-9	GDF-2	May be involved in bone formation, regulates blood glucose homeostasis, potential autocrine/paracrine mediator in the hepatic reticuloendothelial system, involved in chondrogenesis.	

Continued...

TGF- β Superfamily Continued...

Name	Synonyms	Main Function	Natural Antagonists/ Binding Proteins
BMP-10	None	Plays a crucial role in trabeculation of the embryonic heart.	
BMP-11	GDF-11	Involved in the patterning of both mesodermal and neural tissues and in establishing the skeletal muscle. Acts globally to specific positional identity along the anterior/posterior axis.	Follistatin, Follistatin-like related gene (FLRG), GASP-1
BMP-12	GDF-7, CDMP-3	Induces the formation of tendon and ligament tissues.	
BMP-13	GDF-6, CDMP-2	Plays a role in cartilage homeostasis, involved in embryonic skeletal development, and formation of tendon-like tissue.	Noggin
BMP-14	GDF-5, CDMP-1	Essential for limb cartilage and limb-joint formation in developing mice. Involved in embryonic skeletal development.	Noggin, DAN
BMP-15	GDF-9B	An oocyte-specific factor that regulates granulosa cell proliferation and differentiation, and is essential for normal follicular growth.	
GDF-1	Embryonic growth/ differentiation factor	May be involved in mediating cell differentiation events during embryonic development.	
GDF-2	BMP-9	Implicated in bone formation.	
GDF-3	Vgr-2, UNQ222/PRO248	Embryonal carcinoma stem cell-associated marker <i>in vitro</i> and <i>in vivo</i> .	
GDF-5	CDMP-1, BMP-14	Essential for limb cartilage and limb-joint formation in developing mice. Involved in embryonic skeletal development.	Noggin, DAN
GDF-6	BMP-13, CDMP-2	Plays a role in cartilage homeostasis, and embryonic skeletal development, and formation of a tendon-like tissue.	Noggin
GDF-7	BMP-12, CDMP-3	Induces the formation of tendon and ligament tissues.	
GDF-8	Myostatin	Regulates skeletal muscle mass.	Follistatin, Follistatin-like related gene (FLRG), GASP-1
GDF-9	None	Essential for normal follicular growth.	
GDF-10	BMP-3B, BIP (Bone Inducing Protein)	Biological function unknown, but may play a role in differentiation of osteoblasts, augmenting BMP-2 activity.	
GDF-11	BMP-11	Involved in the patterning of both mesodermal and neural tissues and in establishing the skeletal muscle. Acts globally to specific positional identity along the anterior/posterior axis.	Follistatin, Follistatin-like related gene (FLRG), GASP-1
GDF-15	PLAB, Placental TGF β , Prostate Differentiation Factor (PDF), NRG-1, MIC-1 (Macrophage Inhibiting Cytokine-1)	Possible mediator of placental control of embryonic development, may act as an autocrine regulatory molecule.	
GDNF	ATF (Astrocyte-derived Trophic Factor)	Promotes dopamine uptake and survival and morphological differentiation of midbrain neurons.	
Artemin	ART, ARTN, Enovin, Neublastin	Supports the survival of all peripheral ganglia such as sympathetic, neural crest and placodally-derived sensory neurons, and dopaminergic midbrain neurons.	
Neurturin	NTN, NRTN	Promotes the development and survival of sympathetic and sensory neurons.	
Persephin	PSP, PSPN	Promotes the survival of ventral midbrain dopaminergic neurons and motor neurons, and promotes ureteric bud branching.	
LEFTY-1	LEFTYB, Protein Lefty B	Essential for left-right asymmetry determination of organ systems.	
LEFTY-2	LEFTYA, TGF- β_4 , Protein Lefty A	Essential for left-right asymmetry determination of organ systems. Possible role in endometrial bleeding.	
AMH (<i>anti-Muellerian Hormone</i>)	MIS, Muellerian inhibiting substance	Causes regression of the Muellerian duct, inhibits the growth of tumors derived from tissues of Muellerian duct origin.	
Dorsalin (<i>chick</i>)	Dorsalin-1, DSL-1	Regulates cell differentiation within neural tube.	
NODAL	None	Essential for mesoderm formation and subsequent organization of axial structures.	Cerberus

VEGF/PDGF Family

Functional Name	Synonyms	Expression (Partial List)	Function	Receptors (Selected List)
VEGF-A₁₂₁	Vascular Permeability Factor (VPF)	All vascularized tissues	Angiogenesis, induces endothelial cell proliferation, and cell migration, osteoclastogenesis	VEGFR-1,-2
VEGF-A₁₄₅	Vascular Permeability Factor (VPF)	All vascularized tissues	Angiogenesis, induces endothelial cell proliferation, vasculogenesis, permeabilization of blood vessels, osteoclastogenesis	VEGFR-1,-2, HSPG, Neuropilin-1
VEGF-A₁₆₅	Vascular Permeability Factor (VPF)	All vascularized tissues	Angiogenesis, induces endothelial cell proliferation, vasculogenesis, permeabilization of blood vessels, osteoclastogenesis	VEGFR-1,-2, HSPG, Neuropilin-1,-2
VEGF-A₁₈₉	Vascular Permeability Factor (VPF)	All vascularized tissues	Angiogenesis, induces endothelial cell proliferation, migration	HSPG, Neuropilin-1,-2
VEGF-A₂₀₆	Vascular Permeability Factor (VPF)	All vascularized tissues	Not determined at time of printing	HSPG, Neuropilin-1,-2
VEGF-B₁₆₇	VEGF-Related Factor (VRF)	Heart, skeletal muscle, vascular smooth muscle cells	Embryonic angiogenesis	VEGFR-1, Neuropilin-1
VEGF-B₁₈₆	VEGF-Related Factor (VRF)	Heart, skeletal muscle, vascular smooth muscle cells	Embryonic angiogenesis	VEGFR-1, Neuropilin-2
VEGF-C	VEGF-2, Vascular Endothelial Growth Factor Related protein (VRP), Flt4-Ligand	Neuroendocrine organs, lung, heart, kidney, vascular smooth muscle cells	Lymphangiogenesis and tumor angiogenesis	VEGFR-2,-3, Neuropilin-2
VEGF-D	c-Fos Induced Growth Factor (FIGF)	Neuroendocrine organs, lung, heart, skeletal muscle, small intestine, vascular smooth muscle cells	Lymphangiogenesis and tumor angiogenesis	VEGFR-2,-3
VEGF-E (Orf Virus)	None	Virus-derived	Induces endothelial proliferation, vascular permeability, angiogenesis	VEGFR-2, Neuropilin-1 (binds NZ2-VEGF-E variant)
VEGF-F (Snake venom)	None	Snake venom	Induces endothelial proliferation, vascular permeability, angiogenesis	VEGFR-2
PlGF-1	Placenta Growth Factor-1, PGFL, PGF, PlGF	Placenta, thyroid, lung, goiter	Angiogenesis, chemotactic towards monocytes, wound healing and tumor formation	VEGFR-1
PlGF-2	Placenta Growth Factor-2, PGFL	Placenta, thyroid, lung, goiter	Angiogenesis, chemotactic towards monocytes, wound healing and tumor formation	VEGFR-1, Neuropilin-1, Neuropilin-2
PlGF-3	Placenta Growth Factor-3, PGFL	Placenta	Angiogenesis, chemotactic towards monocytes, wound healing and tumor formation	VEGFR-1
PlGF-4	Placenta Growth Factor-4, PGFL	Placenta, thyroid, lung, goiter	Angiogenesis, chemotactic towards monocytes, wound healing and tumor formation	VEGFR-1
PDGF-AA	Glioma-Derived Growth Factor (GDGF), Osteosarcoma-Derived Growth Factor (ODGF)	α -granules, released upon platelet activation	Mitogenic factor, hyperplasia, cell migration, embryonic neuron development, angiogenesis	PDGFR- α
PDGF-BB	Glioma-Derived Growth Factor (GDGF), Osteosarcoma-Derived Growth Factor (ODGF)	Heart, brain (substantia nigra), placenta, fetal kidney	Mitogenic factor, hyperplasia, cell migration, embryonic neuron development, angiogenesis	PDGFR- α , PDGFR- β
PDGF-AB	Glioma-Derived Growth Factor (GDGF), Osteosarcoma-Derived Growth Factor (ODGF)	α -granules, released upon platelet activation	Mitogenic factor, hyperplasia, cell migration, embryonic neuron development, angiogenesis	PDGFR- α , PDGFR- β
PDGF-CC	Fallotein, Spinal Cord-Derived Growth Factor (SCDGF)	Retinal pigment epithelia, fallopian tube, vascular smooth muscle cells in kidney, platelets, prostate, testis, uterus	Mitogenic factor, hyperplasia, cell migration, embryonic development, angiogenesis	PDGFR- α
PDGF-DD	Iris-Expressed Growth Factor (IEGF), Spinal Cord-Derived Growth Factor-B (SCDGF-B)	Heart, pancreas, adrenal gland, ovary, placenta, liver, kidney, prostate, testis, small intestine	Mitogenic factor, hyperplasia, cell migration, embryonic development, angiogenesis	PDGFR- β

Antagonists of TGF- β Ligands

Natural TGF- β Antagonists	Structural Features Contained in the Antagonist Polypeptide (M.W.)	Known TGF- β Binding Partners
Noggin	unique Noggin cysteine knot (26 kDa)	BMP-2, -4, -5, -6, -7, -13/GDF-5, -6, -14
Chordin	4 CR/VWCC (Chordin) domains, 3 SOG repeats (102 kDa)	BMP-2, -4, -7
Chordin-like/Neuralin/Ventropin	3 Chordin domains (51 kDa)	BMP-4, -5, -6
Follistatin	3 cysteine-rich Follistatin (FS) and 3 kazal domains (38 kDa)	Activin, BMP-2, -4, -6, -7, Myostatin/GDF-8, GDF-11, TGF- β ₁
Follistatin-like related gene (FLRG)	2 FS and 2 kazal domains (28 kDa)	Activin, Myostatin/GDF-8, GDF-11, TGF- β ₁
GASP-1	1 Wap, 1 FS, 1 kazal, 1 IG-like, 2 kunitz, 1 netrin domains (63 kDa)	Myostatin/GDF-8, GDF-11
Follistatin-related protein (FSRP)	1 FS, 1 CR/VWRC, 2 EF-hand domains (35 kDa)	Activin, BMP-2, -6, -7
DAN	unique DAN cysteine knot (19 kDa)	BMP-2, -4, -7, -14/GDF-5
Cerberus	DAN-like cysteine knot (30 kDa)	BMP-2, -4, -7, Activin, NODAL
Gremlin	DAN-like cysteine knot (21 kDa)	BMP-2, -4, -7
Sclerostin/SOST	unique Sclerostin cysteine knot (24 kDa)	BMP-5, -6
Decorin	multiple leucine-rich repeats (40 kDa)	TGF- β -1, -2
alpha-2 macroglobulin	multiple proteinase inhibitor domains (163 kDa)	TGF- β -1, -2, Activin, Inhibin

General Characteristics of Plasma Lipoproteins

LP Particle	Size	Density (g/ml)*	TG/CE Ratio*	L/P Ratio*	Associated Apoproteins
CM	1000nm	<0.95	28.83	65.66	apoB-48 , apoA, apoC, apoE, apoH
VLDL	70nm	0.98	3.89	10.76	apoE , apoB-100, apoC
IDL	40nm	1.01	0.82	8.09	apoE , apoB-100, apoC
LDL	20nm	1.04	0.18	3.76	apoB-100 , apoC, apoE, apo(a)
HDL	10nm	1.13	0.16	1.22	apoA-I , apoC, apoD, apoE

LEGEND: * Average values, TG-triglycerides, CE-cholesteryl esters, L/P- lipid/protein, **Bold** represents the major apoprotein

Classification of Apoproteins

Apoprotein	MW	Function and Comments
ApoA-I	29 kDa	Major protein of HDL, activates LCAT, high levels of ApoA-I are associated with a reduced risk of CHD.
ApoA-II	17.4 kDa	Primarily in HDL, inhibits hepatic lipase activity.
ApoA-IV	46 kDa	Present in fat-rich LPs.
ApoB-48	246 kDa	Derived from ApoB-100 gene by RNA editing, found exclusively in CMs, lack the LDLR binding domain of ApoB-100.
ApoB-100	513 kDa	Major protein of LDL, binds to LDLR, high levels of ApoB-100 are associated with an increased risk of CAD.
ApoC-I	7.6 kDa	Appears to be involved in activation of LCAT.
ApoC-II	8.9 kDa	Activates LPL, deficiency of ApoC-II results in accumulation of CMs and high TG levels.
ApoC-III	8.75 kDa	Inhibits LPL.
ApoD	33 kDa	Found only in HDL, closely associated with LCAT.
ApoE	34 kDa	Three known ApoE alleles (E2, E3, E4). Binds to LDLR, inhibits development of atherosclerosis, ApoE4 is associated with late-onset Alzheimer's disease.

Note: Tables found on pages 144-151 are reflective of current knowledge.

General Abbreviations

AA (aa)	Amino Acid
AAP	Antigen-Affinity Purified
ABTS	azino-diethylbenzothiazoline-sulfonate
AEC	3-amino-9-ethylcarbazole
AP	Alkaline Phosphatase
AR	Antigen Retrieval
bME	beta-Mercaptoethanol
BSA	Bovine Serum Albumin
Bt	Biotinylated
CHO	Chinese Hamster Ovary (cells)
ConA	Concanavalin A
Da	Daltons
DAB	3,3' Diaminobenzidine
DI	Deionized
DMEM	Dulbecco's Modified Eagle's Medium
DMSO	Dimethyl Sulfoxide
DTT	Dithiothreitol
ECM	Extra Cellular Matrix
ED50	50% Effective Dose
EDK	ELISA Development Kit
EIA	Enzyme Immunoassay
EIER	Enzyme-Induced Epitope Retrieval
ELISA	Enzyme-Linked Immunosorbent Assay
ESC	Embryonic Stem Cells
EU	Endotoxin Unit
FACS	Fluorescence-Activated Cell Sorter
FBS	Fetal Bovine Serum
FCS	Fetal Calf Serum
FFPE	Formalin-Fixed Paraffin-Embedded
FLISA	Fluorescence-linked Immunosorbent Assay
Gt	Goat
HCl	Hydrochloric Acid
HEK293	Human Embryonic Kidney Cells
HIER	Heat-Induced Epitope Retrieval
HoAc	Acetic Acid
HPLC	High-Performance Liquid Chromatography
HRP	Horseradish Peroxidase
HSA	Human Serum Albumin
HSC	Hematopoietic Stem Cells

HUVEC	Human Umbilical Venous Endothelial Cells
ICC	Immunocytochemistry
IgG	Immunoglobulin G
IgE	Immunoglobulin E
IHC	Immunohistochemistry
IU	International Unit
kDa	kilodaltons
LAL	Limulus Amoebocyte Lysate assay
LPS	Lipopolysaccharide
MAb	Monoclonal Antibody
MW	Molecular Weight
MSC	Mesenchymal Stem Cells
NaP	Sodium Phosphate (NaPO ₄)
NFDM	Nonfat Dry Milk
NKC	Natural Killer Cells
NM	Nitrocellulose Membrane
NSC	Neural Stem Cells
O.D.	Optical Density
PAb	Polyclonal Antibody
PAGE	Polyacrylamide Gel Electrophoresis
PCR	Polymerase Chain Reaction
PBL	Peripheral Blood Lymphocytes
PBS	Phosphate Buffered Saline
PBST	PBS with 0.1% TWEEN-20
PBMC	Peripheral Blood Mononuclear Cells
PHA	Phytohemagglutinin
pI	Isoelectric Point
PIER	Protease-Induced Epitope Retrieval
Rb	Rabbit
RIA	Radioimmunoassay
RT	Room Temperature
SDS	Safety Data Sheet
SDS	Sodium Dodecyl Sulfate
TBS	Tris Buffered Saline
TFA	Trifluoroacetic Acid
TMB	3,3',5,5'-tetramethylbenzidine
WB	Western Blot
WFI	Water Force Injection
WHO	World Health Organization

RUO Cytokines FAQ

Before releasing our cytokines and cytokine products for sale they are thoroughly analyzed to ensure the following qualities:

1. **Authenticity:** by N-terminal sequence analysis and, when possible, by SDS-PAGE, RP-HPLC, and Mass Spectrometry analyses versus standards.
2. **Purity:** by SDS-PAGE and RP-HPLC analysis.
3. **Biological Activity:** by the relevant *in vitro* or *in vivo* bioassay.
4. **Protein content:** by UV spectroscopy, SDS-PAGE analysis and, when possible, by HPLC analysis versus the calibrated standard solution.
5. **Endotoxin contamination:** by kinetic LAL method.
6. **Microbiological contamination:** by membrane filtration method; protein solutions are sterile-filtered prior to vialing.

The relevant information relating to each product appears on the Certificate of Analysis that is shipped with the product. Please read this information carefully to obtain useful instructions for reconstitution and storage. If, after reading the CoA, you need additional information, please review the following set of questions and answers, or call our technical service department at 800-436-9910.

1. What should I know about the stability of your protein products?

Unless otherwise mentioned on the product information sheet, all of our products are formulated in such a manner that the lyophilized proteins are very stable at room temperature. However, we recommend storing lyophilized products at -20°C to -80°C.

For reconstituted solutions of most products, we recommend short-term storage at 4°C. For longer term storage, the protein solution should be stored with a carrier protein (e.g. 0.1% BSA) in working aliquots and stored frozen at -20°C to -80°C. Aliquots should be prepared to concentration no lower than 1µg/ml or to a volume no lower than 10µl independent of concentration.

Please keep in mind that every freeze/thaw cycle may cause some denaturation of the protein.

2. What endotoxin level should be expected when purchasing PeproTech proteins?

For PeproTech's Animal-Free proteins, the endotoxin level is guaranteed to be less than 0.01 ng/µg of protein or 0.1 EU/µg. For most of PeproTech's non-Animal-Free proteins the endotoxin level is guaranteed to be less than 0.1 ng/µg of protein, or 1 EU/µg. However, for many proteins, the actual measured endotoxin values are consistently below this stated endotoxin level. Please contact our technical service department for more information.

3. Why can't I see the protein pellet in the vial?

Unlike many protein products available on the market, PeproTech products are not formulated with carrier proteins or other additives (e.g., BSA, HSA, sucrose, etc.) and are often lyophilized with a minimum amount of salt. As a result, the small amounts of protein can be deposited on the vial during lyophilization as a thin and sometimes invisible film. Before opening, we recommend centrifuging each vial in a microcentrifuge for 20-30 seconds to drive any protein that may be lodged in the cap or on the side to the bottom of the vial. Our quality control procedures assure that each vial contains the correct amount of product.

4. What is the relationship between the specific activity expressed as an ED₅₀ and as units/mg?

The ED₅₀ is defined as the cytokine concentration at which the activity is 50% of the maximum response. This method of expressing potency should only be used for cytokines whose dose-response curves are sigmoidal in shape. The formula for converting the activity as an ED₅₀ in ng/ml to specific activity in units/mg is:

$$\frac{1 \times 10^6}{\text{ED}_{50} \text{ (ng/ml)}} = \text{specific activity (units/mg)}$$

5. Which cytokines show cross-species activity?

With a few exceptions, most human cytokines are active on mouse cells. Many mouse cytokines are active on human cells, but may show lower specific activity than the corresponding human cytokine. A few human cytokines, such as IL-7, even exhibit higher specific activities on mouse cells than do the corresponding mouse cytokines. The interferons, GM-CSF, IL-3, and IL-4 are known to be species-specific with very little, if any, activity on non-homologous cells. In contrast, the FGFs and neurotrophins are very highly conserved and show excellent activity on cells of other animal species.

GMP Cytokines FAQ

1. Can I use PeproGMP® Cytokines for GMP manufacturing of investigational products, and for manufacturing commercial therapeutic products?

Yes, PeproGMP® Cytokines are intended for use in GMP manufacturing of investigational or marketed clinical products, such as cell therapy, gene therapy, tissue-engineered products, combination products, or other Advanced Therapy Medicinal Products.

PeproGMP® Cytokines are not, however, therapeutic products or excipients, and hence are not suitable for direct administration to humans. See USP Chapter <1043> Ancillary Materials for Cell, Gene, and Tissue-Engineered Products for more information, or contact PeproTech Technical Support.

2. What is the risk classification for PeproGMP® Cytokines?

PeproGMP® Cytokines are classified as Tier 2 under USP Chapter <1043>:

Tier 1: Low-risk, highly qualified materials (therapeutic drug or biologic, medical device)

Tier 2: Low-risk, well-characterized materials, produced in compliance with GMPs, and intended to be used as ancillary materials

Tier 3: Moderate risk, not for use as ancillary materials

Tier 4: High-risk materials

3. Is the facility where PeproGMP® Cytokines are manufactured GMP-certified by FDA? Has FDA inspected PeproTech? How would my QA department qualify PeproTech and PeproGMP® Cytokines?

The US FDA does not perform inspections or GMP certification of manufacturing facilities for ancillary reagents. In some countries, the national regulatory authority does inspect and certify GMP manufacturing facilities for all types of products, but FDA GMP inspections are limited to manufacturing facilities for therapeutic products and medical devices.

PeproGMP® Cytokines are manufactured in accordance with GMPs, under a rigorous ISO 9001-compliant quality system. All aspects of manufacturing, testing, labeling, and packaging are stringently controlled, validated, and monitored by PeproTech QA. PeproTech provides detailed Certificates of Analysis and Certificates of Origin for all PeproGMP® product lines. SDS documents are also available.

4. Are PeproGMP® Cytokines animal-origin free and human-origin free?

Yes. Cytokines in the PeproGMP® line are manufactured using defined media, enzymes, and chemicals, none of which are derived from animal or human tissues.

5. Do PeproGMP® Cytokines have the same biological properties as the PeproTech research-grade cytokines I have been using for R&D studies?

Yes. PeproGMP® Cytokines are functionally equivalent to their research-grade counterparts.

6. How are PeproGMP® Cytokines shipped?

The products are lyophilized, making them stable at a wide range of temperatures. Shipping is at ambient temperature. Upon request and at an additional cost, these products can be shipped on ice packs or dry ice.

Animal-Free Media Supplement Kits FAQ

1. What is chemically defined serum-free media?

Chemically defined media include only components of known molecular structures and concentrations.

2. Are PeproTech's Serum-Free Cell Culture Media Supplement Kits protein-free?

Yes, PeproTech's Serum-Free Cell Culture Media kits are protein-free, as well as animal-free.

3. What are the advantages of using chemically defined serum-free media?

The advantages include: lot-to-lot consistency and reproducible cell growth; greater protein yield (for protein production applications) vs. using serum, consistent media performance, lowered risk of contamination with viral and other adventitious infectious agents, reduced downstream purification challenges (for protein production applica-

tions), elimination of the need to prescreen serum lots, and simplification of any regulatory or other documentation requirements.

4. Can you provide the certifications for these animal-free components?

Yes, please contact Technical Support.

5. Where can I find formulations for these kits?

Formulations for these kits are proprietary to PeproTech, Inc.

6. Can I use DMEM instead of DMEM/F12?

DMEM/F12 medium is the mixture of half DMEM and half F12 medium, therefore DMEM/F12 has much more nutrition than DMEM alone. PeproTech has not tested DMEM at this time. Therefore, it is recommended that DMEM/F12 is used with PeproTech Supplements.

PeproGrow-hESC FAQ

1. What is the *PeproGrow-hESC* medium formulation?

PeproGrow-hESC is a proprietary formulation that was designed and developed by PeproTech in collaboration with the Stem Cell Training Course at Rutgers University. The medium is serum- and phenol red-free, and a complete, chemically defined formulation designed for the expansion of both human embryonic stem cells (hESCs) and induced pluripotent stem cells (iPSCs) using BD Matrigel™ as a surface coating matrix. This formulation does contain a unique activator of the TGF-Beta pathway, a substitute for insulin that activates similar pathways and also FGF-Basic. There are no inhibitors of TGF-Beta.

2. How do I store the *PeproGrow-hESC* medium?

When using within 1 week of receipt, the medium and growth factor component should both be stored in the dark at 4°C. For extended storage past one week, the medium should be stored in the dark at 4°C for up to 6 months, and the lyophilized growth factor component should be stored at -20°C for up to five years.

3. How do I prepare the *PeproGrow-hESC* medium?

Reconstitute the lyophilized growth factor component with 500µl of sterile cell-culture grade water. Allow the vial to sit for several minutes, gently mix several times by inversion, and then centrifuge. Aseptically add the entire contents of the vial to the medium bottle. Label the bottle with both the date of mixture and the newly calculated expiration date (2 weeks from the date of mixture). Store the media in the dark at 4°C until needed, and only warm the amount of media needed for each given feeding.

4. How do I switch from my current medium to *PeproGrow-hESC* medium?

You can switch the medium immediately (acute protocol) without an adaptation step, or slowly increase the percentage of *PeproGrow-hESC* media daily over the course of a week (adaptation/accommodation).

5. Should I use any precautions during an adaptation protocol?

This can be done at your discretion as an adaptation is not required and the cells can adapt immediately to the new medium. If using an adaptation protocol, then you can maintain a culture in its current media as a precautionary step. When adapting cultures, you may choose to slowly change the ratio of the current media to *PeproGrow-hESC*; again, this is not necessary. A change in morphology, such as flattening, may be observed; this change should not be a reason for concern. The cultures may look slightly different than those observed in other vendor's media, but will maintain their pluripotency.

6. What do I do if I see differentiation during adaptation?

Some differentiation is expected, and you will need to either scrape off the differentiated colonies, or “pick-to-save” the non-differentiated colonies onto newly coated cell culture dishes.

7. Will my cell cultures change in *PeproGrow-hESC* medium?

The morphology of some cell colonies may change. You may also observe some amount of differentiation during media switching via both type of protocols (acute or adaptation). This is not unexpected, and you may need to clean and passage cells up to 3 times to sort out poorly responding colonies. Please refer to the *PeproGrow-hESC* Instructions Manual for suggested protocols.

8. How will my cell cultures change in *PeproGrow-hESC* medium?

Although we cannot exactly predict the changes, we found the colonies became more elastic and resilient to passaging in the adapted cultures. There is detailed passaging technique information for more elastic colonies in the *PeproGrow-hESC* Instructions Manual. If you find that there is no change in the texture of the colonies, then continue using your routine laboratory protocols.

9. How come the cells did not attach well after enzymatic passaging?

The colonies have most likely been over-digested, but the remaining cells should not be discarded. If some colonies have attached, then continue to feed the cultures as some cells will grow robustly after 4-6 days, and your cultures can be maintained from 2-4 colonies. Also, you may consider using a non-enzymatic passing method to avoid over-digestion.

10. Can a reagent be added to my culture if the cells have not attached well after enzymatic passaging?

The addition of 2-10 µM (preferably 2 µM) Y-27632, or a ROCK inhibitor, has been shown to enhance cellular survival and attachment during enzymatic passaging (when using either dispase or Accutase™). Increased amounts of Y-27632 have been shown to cause neural differentiation, in addition to morphological changes that have been shown to be reversible.

11. Are there any additional recommendations for passaging the cells?

Additional recommendations have been included below; however, please also refer to the *PeproGrow-hESC* Instructions Manual.

- Appropriate timing is the most difficult part of the passaging method as it is extremely important to avoid the over-digestion of the colonies with dispase, since this can prevent colonies from attaching, or to cause them to fold in on themselves upon attaching.
- After 5-7 days the colony will most likely be large enough to passage.
- Some cell death is normal. When passaging using the dispase method you can expect some percentage of cells not to attach, but if you get less than 50% viability, then the cells have been passaged too roughly. The PBS/EDTA method is gentler and leads to better recovery if cells are passaged correctly.

12. Do you have any additional recommendations for the timing of passaging the cells?

The timing of the passaging is a critical step. Cells that are passaged too early will plate poorly since the colonies will be too small and will not survive the passaging technique. Also, it is important to avoid overexposure to collagenase. We recommend dispase or PBS/EDTA. Both are optimal at 5 minutes, but you should observe the cells at 3 minutes for both methods to determine if the full 5 minutes is needed.

13. How does cell density affect the colony growth?

If the cells are too sparsely, or too densely, populated, then this can lead to differentiation. If the split ratio is too high, then the cells will not have enough autocrine factors to enhance viability and many cells will die and/or differentiate. We recommend starting with a near confluent dish and trying a 1:6, 1:12, or 1:18 split using dispase, or a 1:6, 1:12, 1:18, or 1:24 split using a PBS/EDTA method. Further dilutions can be made if needed. We recommend adding Y27632 when using dispase at a low cell plating density, but this is not needed for a PBS/EDTA method.

14. How does spacing affect the cell density?

Spacing is arbitrary. When plating the cells we recommend that you transfer cells around the rim of the well (only for 6-well dish) and then gently move the dish back and forth to mix. For other sized dishes, disperse cells by moving the pipette as you add the cells.

15. Are there any specific recommendations for feeding the cells?

Feed the cells daily, with the exception of one “double volume” feed over the weekend.

16. Can I use matrices other than the recommended BD Matrigel™ to coat cell culture dishes?

Yes, we have tried several other coating reagents including: Laminin/Entactin (BD™), recombinant human Vitronectin (PeproTech), and Synthemax II® (Corning). For the Laminin/Entactin, we observed nearly identical growth as compared to BD Matrigel™ on the standard cell culture plastics. For both the human Vitronectin and Synthemax II®, we recommend CellBIND® or an equivalent type of cell culture plastic for optimal binding of factors. We observed less spreading of colonies and slightly less robust attachment, and this method appears to require the addition of Y-27632 for additional time.

Antigen Affinity Purification of Antibodies

Cytokines are signaling proteins necessary for cell-to-cell communication throughout the body. In accordance with their role in preserving vital biological functions, the amino acid sequence of homologous cytokines from different mammalian species is generally highly conserved, rendering them poor immunogens for antibody production.

Consequently, the sera obtained from host animals after immunization with cytokines (Figure I-1) typically contain minute amounts of cytokine-specific antibodies. Isolation of these antibodies by standard purification procedures (e.g. ion-exchange chromatography) is tedious and ineffective. On the other hand, purification protocols which exploit the binding affinity of antibodies to certain biomolecules have yielded much better results.

Figure I-1 - General Immunization Schedule for Polyclonal Antibody Production in Rabbits

Day	Procedure	Antiserum Collected
1	Prebleed	3ml
1	Initial Immunization (250ug)	-
21	Immunization (125ug)	-
31	Titer Test Bleed	3ml
42	Immunization (125ug)	-
49	Production Bleed	10-25ml
56	Production Bleed	10-25ml
63	Immunization (125ug)	-
70	Production Bleed	10-25ml
77	Production Bleed	10-25ml
84	Immunization (125ug)	-
91	Production Bleed	10-25ml
98	Production Bleed	10-25ml

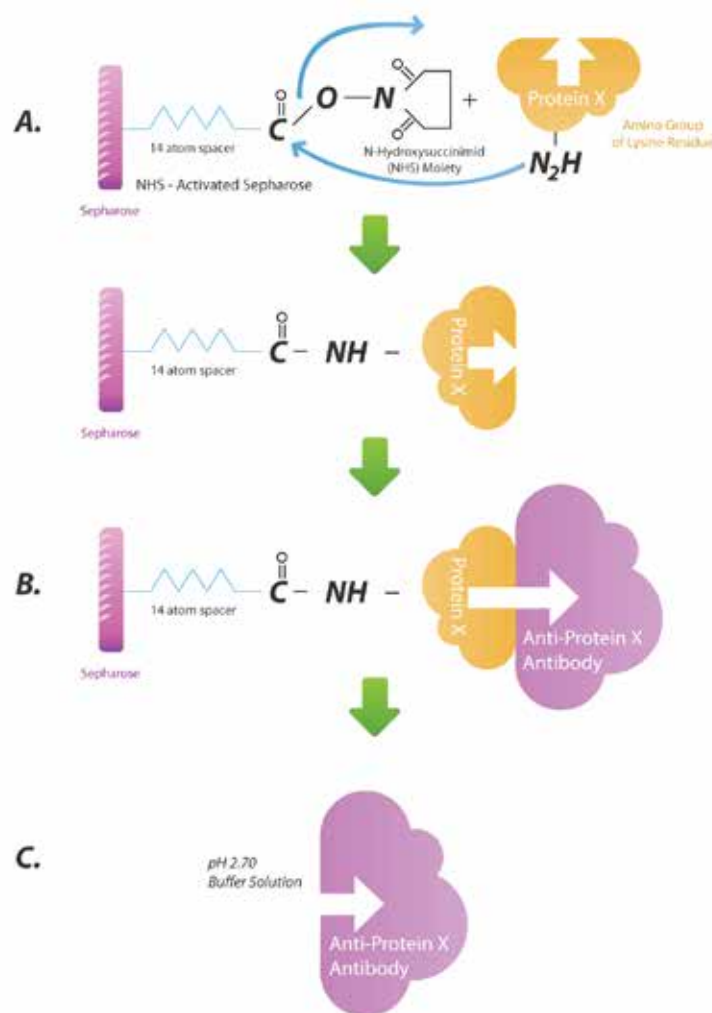
For example, Protein A and Protein G are bacterial (*Staphylococcus*)-derived proteins that possess high binding affinity toward the Fc (Fragment crystallizable) region of immunoglobulins (IgGs), and when attached to a solid-support matrix, enable efficient separation of IgGs from other serum constituents. Protein A/G affinity purification of serum-IgGs typically enriches the desired antibody by more than 100-fold. Yet, in the case of anti-cytokine antibodies, the total IgG fraction often contains less than 0.2% of the desired antibody.

The large quantity of unrelated IgGs found in these preparations not only interferes with quantification of the relative amount of the cytokine-specific antibody, but also considerably increases the background noise when the antibody is used in analytical procedures such as ELISA, neutralization, immunohistochemistry, and Western blotting. A superior method for isolating specific polyclonal antibodies from antiserum is by affinity chromatography, which exploits the specificity of antibody-antigen interactions (Figure I-2).

Antigen Affinity Purification of Antibodies continued...

Figure I-2 -Antigen Affinity Purification of Antibodies

(A.) Preparation of separation resin.
(B.) Specific binding of Antibody to the resin.
(C.) pH elution of the antibody from the affinity column.

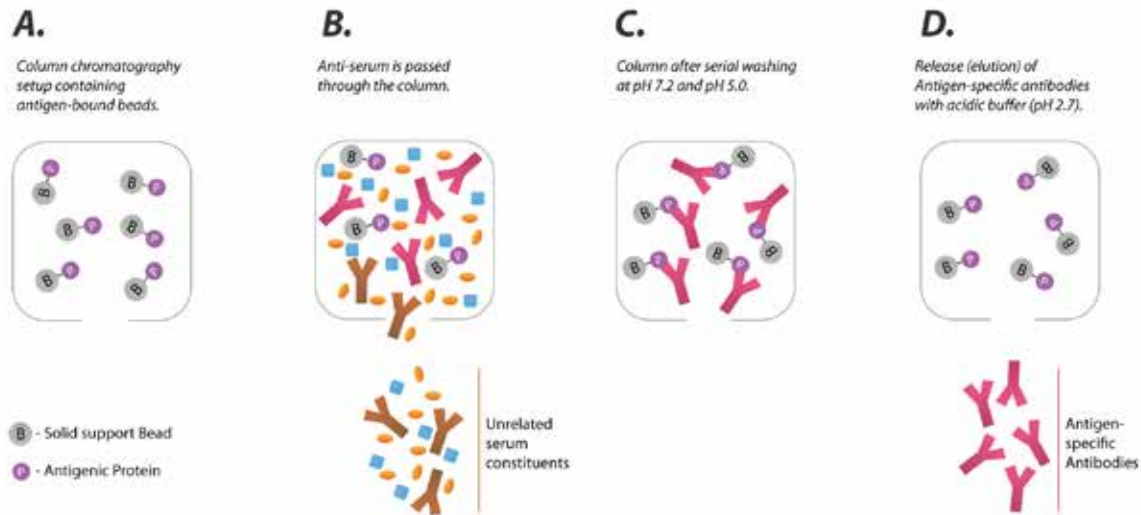


Here, the separation medium consists of a solid-support resin to which the antigen is attached through stable covalent bonds. The immobilized antigen is then used in a column chromatography setup to selectively capture antigen-specific antibodies, while other serum proteins and unrelated immunoglobulins are washed away (Figure I-3).

The antigen-bound antibodies can be eluted from the column by an acidic solution (Figure I-4), which is promptly brought back to physiological pH to prevent acid-catalyzed antibody denaturation. This method typically yields >95% pure specific antibodies (Figure I-5).

Antigen Affinity Purification of Antibodies continued...

Figure I-3 - Schematic illustration of column chromatography setup for antigen affinity purification of antibodies.



NOTE: Elution is titrated with 1M NaOH to pH 7.2.

Figure I-4 - A Typical Antigen Affinity Purification Chromatogram

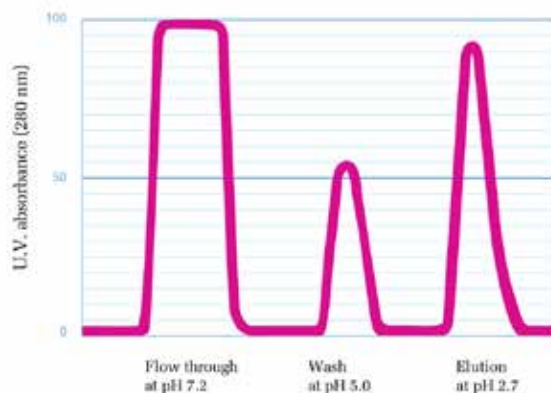
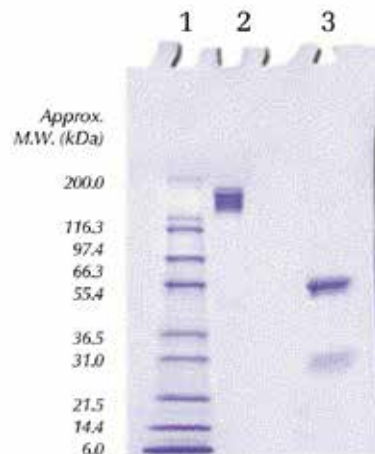


Figure I-5 - SDS-PAGE analysis of Rabbit Anti-Human IL-8 polyclonal antibodies (RbahlL-8)

Lane 1: Molecular weight markers
 Lane 2: 2µg of RbahlL-8 (unreduced)
 Lane 3: 2µg of RbahlL-8 (reduced)



Antibody FAQ

1. Does PeproTech test for endotoxin in their antibodies?

PeproTech does test their antibodies for endotoxin using the kinetic LAL method. Please contact Technical Support for more information.

2. Which isotype are PeproTech's polyclonal antibodies?

The polyclonal antibodies that PeproTech manufactures are IgG antibodies.

3. How are your antibodies purified?

All polyclonal and biotinylated polyclonal antibodies are antigen-affinity purified. Monoclonal antibody purification varies by product; please contact Technical Support for more information.

4. Can you tell me what epitope your antibody binds to?

PeproTech does not perform epitope mapping at this time. As a general guideline, a polyclonal mixture of antibodies will bind to multiple epitopes on the protein of interest while each monoclonal antibody will bind to a specific epitope.

5. Have PeproTech's antibodies been tested in neutralization assays?

Neutralization testing is performed on a lot-to-lot basis for each antibody. The results of this testing can be found on the product's corresponding data sheet.

6. Are PeproTech's antibodies suitable for use in ELISA and Western Blot applications?

PeproTech's antibodies are suitable for use in ELISA and Western Blot assays; please see our individual ELISA and Western Blot F.A.Q. sections for more information regarding these applications.

7. What information should be known about the stability of your antibody products?

PeproTech's antibodies are lyophilized from PBS. As such, they are stable at room temperature for at least 1 month. For longer periods, we recommend storing the lyophilized products at -20°C to -80°C.

For reconstituted solutions of the antibodies, we recommend short-term storage at 4°C. For long-term storage the antibody solution should first be aliquoted (to avoid more than one freeze/thaw cycle) and stored frozen at -20°C to -80°C. Frozen aliquots of this antibody solution are stable for at least 6 months when kept at -20°C to -80°C.

8. Do PeproTech's antibody products contain any carrier proteins or other additives?

No, PeproTech does not formulate its polyclonal, biotinylated polyclonal, or monoclonal antibodies with additives or carrier proteins.

9. Will PeproTech's antibodies work in immunohistochemistry and immunocytochemistry applications?

All antibodies that have been tested so far have been found to be suitable for these applications. Please contact Technical Support for more information.

10. Will PeproTech antibodies recognize target proteins sold by other vendors?

PeproTech's antibody products have high binding affinity towards the natural and/or recombinant versions of the corresponding proteins. However, due to lack of authenticity sometimes found in other vendors' proteins, we cannot guarantee that our antibodies will perform as well with these proteins.

11. Will PeproTech's antibodies recognize target protein in complex biological fluids such as blood or serum?

Yes. However, for samples that have a high content of interfering agents, the recognition will be less efficient and have a higher background, or reduced signal to noise ratio may be seen.

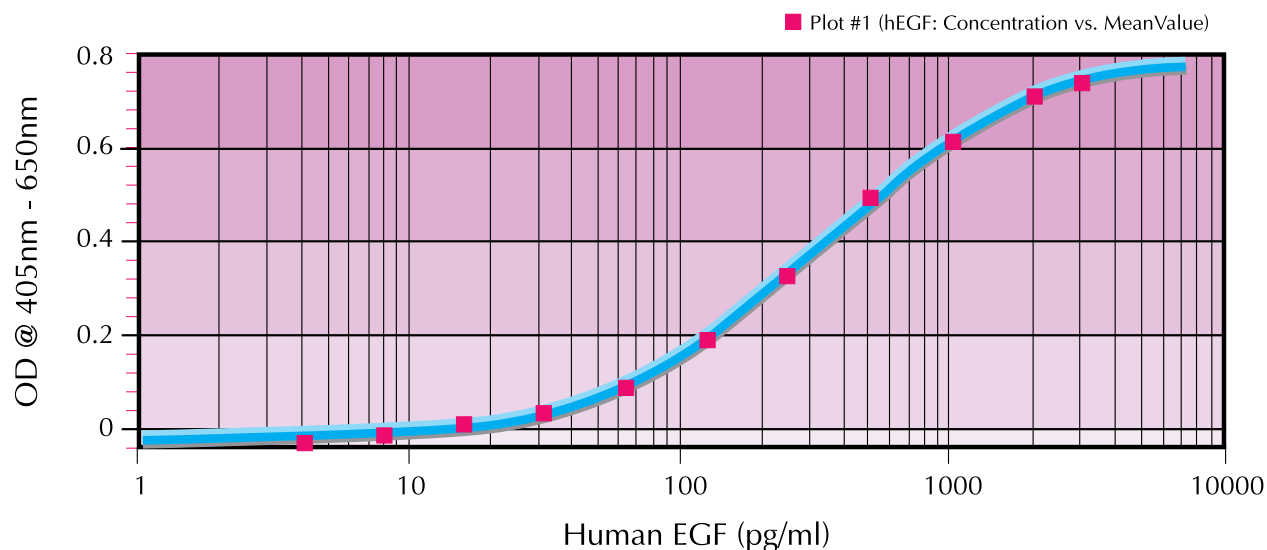
ELISA

Enzyme-linked immunosorbent assay (ELISA) is a laboratory technique for quantifying the concentration of specific antigens or antibodies in cell lysates, sera, or other complex solutions. In its simplest format, called direct ELISA, a solid-phase binding support such as a polystyrene plate is used to capture the tested antigen, which is then detected with the aid of a specific enzyme-linked antibody (E-Ab). The detection protocol involves conversion of a colorless substrate solution into an intense, colored product that can be measured directly in the reaction plate. The increase in optical density during the reaction is recorded at different time points for several sample dilutions, and the collected data is then used in conjunction with a standard curve to calculate the concentration of the antigen in the original sample (Figure II-1). Although the sensitivity and specificity of ELISA are comparable to those of radioimmunoassay

(RIA), ELISA has the advantage of not requiring radioactive isotopes and expensive counting devices. In recent years, ELISA has gained popularity in both research and clinical laboratories, and has become an important diagnostic test for many infectious diseases, including the human immunodeficiency virus (HIV).

A number of different enzymes are suitable for the preparation of E-Abs, including alkaline phosphatase, horseradish peroxidase, and carbonic anhydrase. Although E-Abs can be obtained by covalently binding enzymes to antibodies through a coupling agent such as glutaraldehyde, this method is not commonly used, because it often yields products with impaired immunological and/or enzymatic activity. A superior method to prepare fully active E-Abs is by exploiting the high binding affinity of HRP-conjugate for biotin, as depicted in Figure II-2.

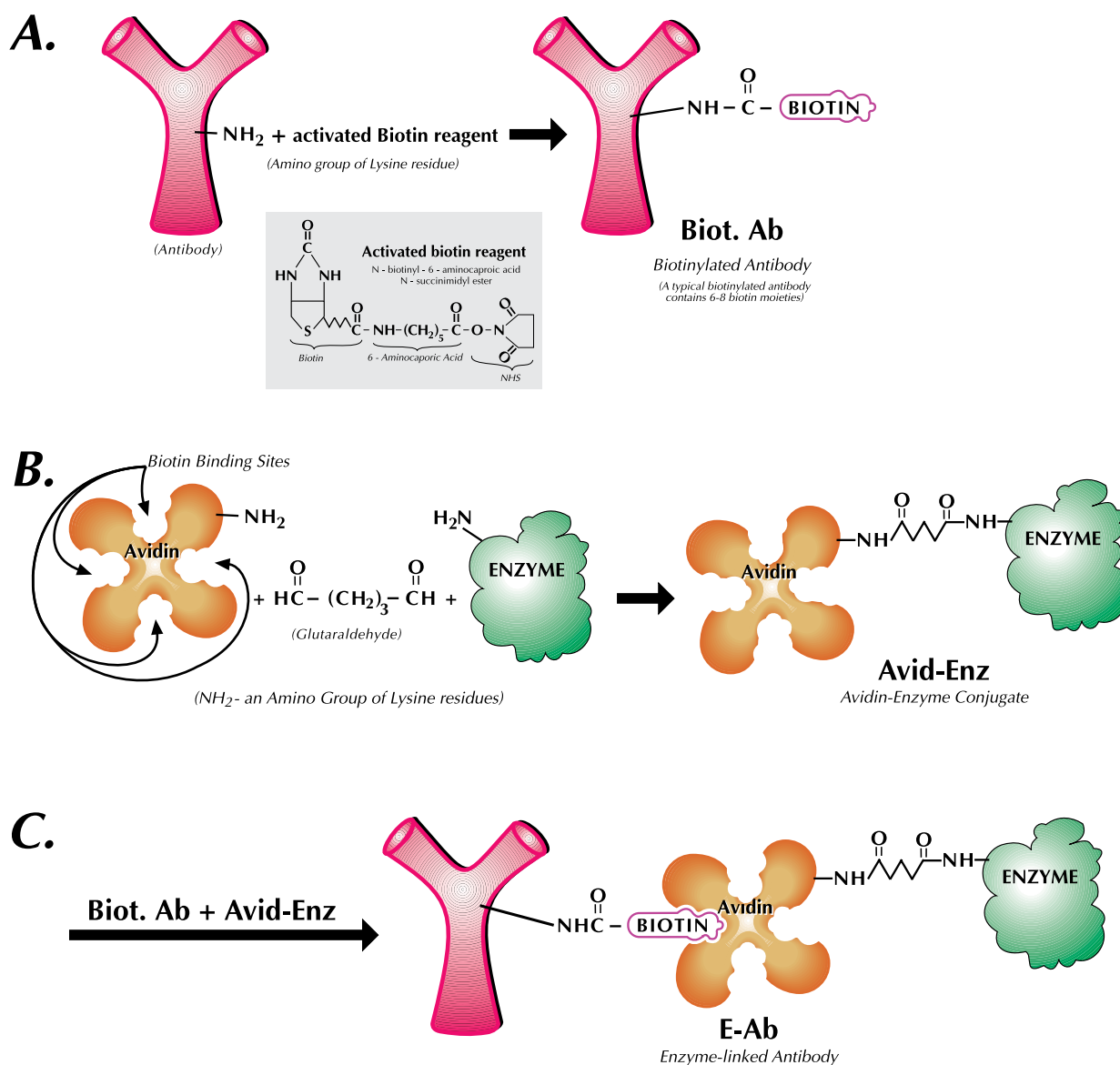
Figure II - 1 - Sample Standard Curve - Human EGF ABTS ELISA



ELISA continued...

Figure II - 2 - Steps in the production of enzyme-linked antibody, through HRP-Biotin interaction.

(A.) Biotinylation of an Antibody. (B.) HRP-Enzyme Conjugation.
(C.) *In Situ* formation of enzyme-linked Antibody via noncovalent interaction between Avidin and Biotin.



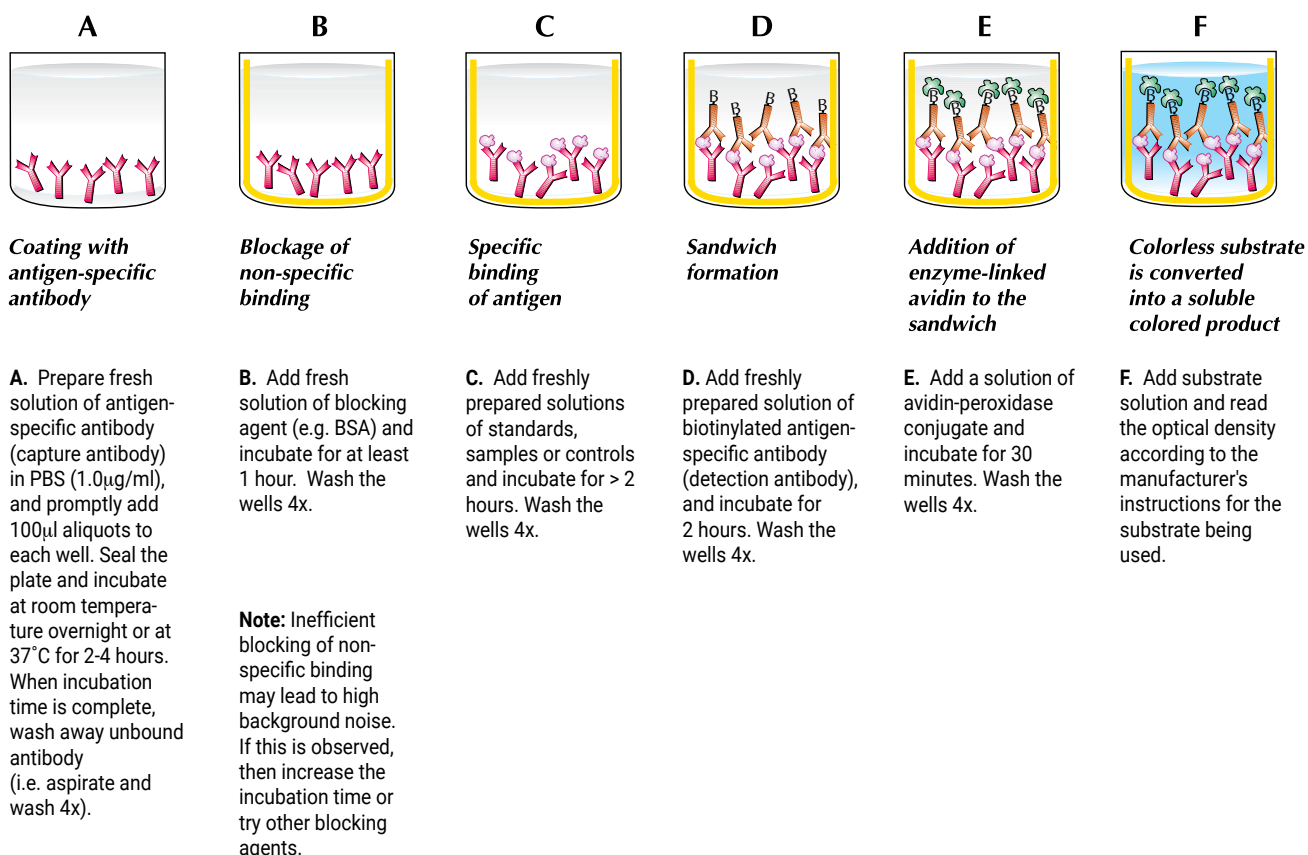
Note: Unless otherwise specified, the ELISA protocol is conducted at ambient temperature.

ELISA continued...

The biotinylated antibody used in this method contains on average 6-8 biotin moieties, which due to their small size do not interfere with the interaction between the antibody and the captured antigen. Once unbound antibody has been rinsed from the plate, the biotin moieties are used *in-situ* to form stable complexes with avidin-enzyme conjugates. A major limitation of the direct ELISA format is that certain antigens (e.g. low molecular weight cytokines) bind poorly to polystyrene plates, and therefore, cannot be measured accurately by the

assay. To by-pass this limitation, the plate can be pre-coated with a specific antibody that recognizes the tested antigen through epitopes that are not used by the E-Ab. Using a matched pair of antigen-specific antibodies, one for capturing and one for detection, significantly improves both the sensitivity and specificity of the assay. This format, called Sandwich ELISA, enables detection of picogram quantities of antigens and is the preferred method for measuring cytokines and hormones in biological samples (Figure II-3).

Figure II - 3 - Schematic presentation of Sandwich ELISA protocol.



ELISA Troubleshooting Guide

When trouble shooting, prepare all fresh buffers. Sterile filter buffers containing BSA and allow all reagents to reach room temperature prior to use.

Problem	Possible Source	Suggestion
High Background/ Non-specific Color Development	Non-specific binding of antibody	Modify blocking buffer used (e.g. substitute casein for BSA). Do not wash after blocking step; dump, blot & go directly to the next step.
	Plate not washed sufficiently	Be sure all wells are filled with buffer during every wash step. Be sure washing apparatus is working properly. Wash 3-5x between steps. Do not add additional washes. After final wash, blot plate forcefully on paper towel to remove residual buffer. Be sure the correct amount of Tween that was added to the wash solution (0.01-0.1% recommended).
	Contaminated Buffers	Prepare all buffers fresh (within 7 days of use) and sterile filter daily.
	Incubation temperature too high	Incubate at room temperature (25°C) throughout whole procedure.
	Incubation time too long	Reduce incubation time.
	Contamination of the substrate with the conjugate or contamination of blank wells with positive control	Change pipette tips between reagents and use separate reservoirs. Ideally, wash buffer should be aspirated (pouring/dumping may lead to cross contamination).
	Concentration of detection antibody or avidin-HRP/streptavidin-HRP is too high	Check calculations or try further dilutions.
	Substrate exposed to light prior to use	Keep substrate in the dark until ready to dispense into wells.
	Wrong filter used when taking readings	Wavelength should be 405nm with a 650nm wavelength correction for ABTS, or 450nm with a 620nm wavelength correction for TMB, when using recommended plates.
	Read beyond time needed for development	Read at recommended time or time intervals in order to monitor blank O.D. readings.
Weak/No Color Development	A reagent or a step of the procedure omitted by mistake	Check protocol and follow steps carefully.
	Detergent concentration in wash buffer too high	Remove or decrease detergent (0.01-0.1% recommended).
	Plate washed inadequately	Decrease number of washes between steps, especially if not using automated or semi-automated washer. 1-2 washes may suffice.
	Enzyme inhibitor present in samples	Sodium azide inhibits peroxidase activity.
	Wrong incubation time or temperature	Check and follow protocol recommendations. Place plates in an incubator during incubation periods to avoid temperature fluctuations (set to 25°C).
	Wrong substrate volume added to wells	Check pipette; use calibrated pipettes.
	Wrong enzyme-substrate system used	Check manufacturer specifications: avidin-HRP + ABTS or streptavidin-HRP + TMB.

ELISA Troubleshooting Guide continued...

Problem	Possible Source	Suggestion
Weak/No Color Development (continued)	Conjugate or substrate inactive	Test activity in another system and check expiration dates.
	Incorrect storage of components	Store all components as recommended on data sheet.
	Wrong filter used when taking readings	Wavelength should be 405nm with a 650nm wavelength correction for ABTS, or 450nm with a 620nm wavelength correction for TMB, when using the recommended plates.
Poor Standard Curve	Incorrect preparation of standard	Reconstitute standard as suggested on data sheet. Dilute only with recommended diluent buffer unless alternative buffer has been optimized.
	Dilutions made too early	Prepare reagents immediately prior to use and add to wells promptly.
	Capture Antibody did not bind	Use ELISA-suitable plates (i.e. Nunc MaxiSorp Prod. # 439454 or Corning Prod. # 3590); not tissue culture plates.
	Inefficient washing	Be sure wash apparatus is working properly (i.e. distributing even volumes into each well). Be sure wells are empty after aspiration, yet be sure to fill wells in a timely manner.
	Pipetting error	Dispense quickly and identically into the side of each well. Use calibrated pipettes.
	Read beyond time needed for development	In general, reliable standard curves are obtained for ABTS Kits when O.D. readings do not exceed 0.2 for blanks or 1.2 for the highest standard concentration and for TMB Kits when O.D. readings do not exceed 0.15 for blanks.
	Incorrect storage of components	Store all components as recommended on data sheet. Do not allow reconstituted reagents to stay at room temperature for excess time.
Poor Precision	Insufficient mixing of reagents	Ensure adequate mixing of reagents before pipetting.
	Inefficient washing	Be sure wash apparatus is working properly (i.e. distributing even volumes into each well). Be sure wells are empty after aspiration, yet be sure to fill wells in a timely manner.
	Pipetting error	Dispense quickly and identically into the side of each well. Use calibrated pipettes.
	Reused materials	Change pipette tips between samples, reservoirs between reagents, and plate sealers between incubation periods.
	Wells have been scratched by pipette tips or washing apparatus	Use caution when dispensing and aspirating.
	Precipitate in samples	Centrifuge vials prior to use.
	Unclean wells or debris	Inspect wells and remove debris prior to use. Wipe bottom of plate to remove any debris or fingerprints prior to reading.
Edge Effects	Evaporation	Use plate sealers between each step.
	Uneven temperature	Place plates in an incubator during incubation periods to avoid temperature fluctuations (set to 25°C). Do not stack plates.

ELISA FAQ

1. What are the stabilities of the HRP conjugates included in PeproTech's ELISA Development Kits?

The avidin-HRP included in the ABTS kits is stable for up to 1 month at 2-8°C, and up to 2 years at -20°C.

The streptavidin-HRP included in the TMB kit is stable for at least 6 months at 2-8°C.

2. How can I find cross-reactivity information for a kit?

PeproTech performs in-house cross-reactivity testing on its ELISA Development Kits. The results that have been collected from this testing are located on the kit's data sheet.

3. Is there any step of the ELISA protocol that can be left over the weekend?

The plate may be coated with the capture antibody on Friday, left at 4°C over the weekend, and resumed on Monday. *Please note: changing incubation times may cause results to vary between plates.*

4. Are PeproTech's EDKs suitable to use with all sample types?

Although PeproTech has not tested all of its kits in every matrix available, they should be suitable for use in, but not limited to: serum, plasma, cell culture supernate, urine and saliva.

5. Is a stop solution necessary to stop the reaction?

A stop solution is not needed when using avidin-HRP + ABTS. In general, reliable standard curves are obtained when either O.D. readings do not exceed 0.2 units for the zero standard concentrations, or 1.2 units for the highest standard concentration. If a stop solution is desired, 1% sodium dodecyl sulfate (SDS) may be used to end the reaction. Stop solutions are not used in PeproTech's laboratory with ABTS kits, though literature has shown that SDS is the optimal stop solution for ABTS.

A stop solution (1M HCl Stop Solution) is recommended with all of PeproTech's TMB kits.

6. In addition to the 620nm correction wavelength recommended for the TMB EDKs, can other wavelengths be used?

A correction wavelength of 540, 570, 620, or 650nm can be used with the TMB EDKs.

7. Q. Can I use TMB with PeproTech's ABTS EDKs?

A. PeproTech's EDKs are optimized using ABTS and are, therefore, best used in conjunction with this substrate. The kit can still be used in combination with TMB, but only after some adjustments have been made:

- The avidin-HRP provided in the kit cannot be used with TMB; streptavidin must be purchased separately.
- Dilutions of streptavidin will need to be optimized.
- A stop solution is generally needed when using streptavidin + TMB. Refer to manufacturer's data sheet.
- The TMB reaction time, prior to the addition of stop solution, will need to be optimized.
- The plate is to be read at 450nm with a correction at 650nm when using recommended plates.

8. Why is D-mannitol added to the EDK components?

D-mannitol is added to the EDK components in order to aid in protein/antibody visualization. It does not alter ELISA results.

9. Can I use the curve on the EDK data sheet as my standard curve?

A separate standard curve must be run on each ELISA plate. In other words, the curve from one plate cannot be used for a different plate. The curve that PeproTech provides on the EDK data sheet is for demonstration purposes only, as achieved in PeproTech's laboratory.

10. How does PeproTech generate their standard curve?

When an ELISA is run in PeproTech's lab, a Molecular Devices® plate reader and the SOFTmax® PRO software are used. This program uses the values that are received and generates a 4-parameter curve. Here is the equation that the program uses:

4-P Fit:

$$y = \frac{A - D}{1 + \left(\frac{x}{C}\right)^B} + D$$

x = concentration (pg/ml)

y = O.D. (405nm – 650nm)

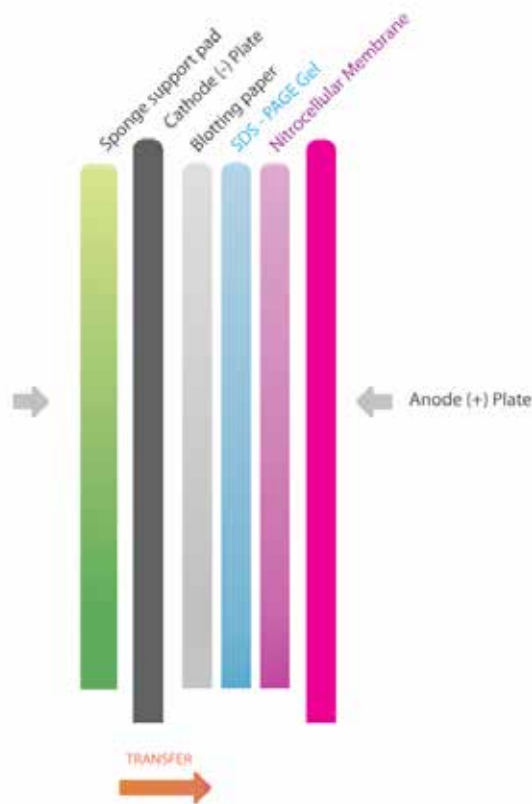
A, B, C, & D correspond to the 4 parameters.*

*For more detailed information regarding the parameters, please contact the Technical Support Department.

Western Transfer (Western Blot)

iBlot2 Dry Blotting Transfer

1. Open lid of the iBlot2 device.
2. Using Kit #IB23001 (Thermo Fisher) unseal the Top & Bottom Stack. KEEP THE STACK IN THE PLASTIC TRAY. (One tray can fit two 4-20% Tris-Gly gels)
3. Place the Stack onto the iBlot2 transfer machine making sure the electrical contacts from the stack are aligned with the contact on the left side of the iBlot2 system.
4. Carefully remove the top portion from the stack that contains the Top Cathode portion and place it to the side.
5. Place the pre-run gels onto the transfer membrane making sure that the gel marker is facing toward you and use the Blotting Roller to remove all air bubbles.
6. Place the pre-soaked (in deionized water) iBlot Filter Paper onto the pre-run gels and remove air bubbles using the Blotting Roller.
7. Place the Cathode Stack over the pre-soaked Filter paper with the electrode side facing up and the gel side facing down. Remove air bubbles using the Blotting Roller.
8. Place the Absorbent Pad on top of the Cathode Stack with the metal contact on the left side making sure it aligns with the systems point of contact.
9. Close the lid. Touch P3 on the screen and then start and it will run for 7 minutes.
10. Once the iBlot2 beeps indicating that the cycle is complete, open the lid of the iBlot2 device.
11. Discard the Disposable Sponge and Cathode Stack .
12. Carefully remove and discard the filter paper. Use gels as a marker and cut the transfer membrane in half using a razor.
13. Discard gels and remove the transfer membrane from the stack. Discard the Anode stack after you removed the membranes for testing.
14. Incubate the membrane in blocking solution (10% Seablock for all antibodies) for 40 minutes with gentle agitation on an orbital shaker.
15. Wash the membrane three times with TBST (TBS, pH 7.2 with 0.1% TWEEN-20) in a clean tray on an orbital shaker; each wash lasting 5-10 minutes.
16. Dilute the probing (primary) antibody in TBST to a volume of 50ml (approximate final concentration of 0.20µg/ml) and incubate the membrane in the antibody solution for one to four hours at room temperature. (The optimum incubation time depends on the antibody/antigen binding affinity and must be pre-determined for each antibody.)
17. Wash the membrane three times as in step #15.



Western Transfer (Western Blot) continued...

iBlot2 Dry Blotting Transfer continued....

18. Dilute the secondary antibody in TBST according to the manufacturer's specification. Incubate the membrane in a clean tray containing 50ml of diluted secondary antibody for one hour at room temperature on an orbital shaker.
19. Wash the membrane three times as in step #15.
20. Color development requires the use of a commercially available (e.g. Bio-Rad or Sigma) alkaline phosphatase conjugate substrate kit. Follow the manufacturer's instructions.
21. After the bands become clearly visible, stop the color by placing the membrane in a tray containing diH₂O for at least ten minutes.

Recommended Materials:

- SDS-PAGE apparatus and accessories
- iBlot2 Dry Blotting Transfer System
- iBlot2 NC Regular Stacks
- Seablock
- 1xTBST
- Antigen specific probing antibody (Primary Antibody)
- Secondary Antibody (Donkey-anti-probing antibody species conjugated to alkaline phosphatase)
- Commercially available alkaline phosphatase conjugate substrate kit

Western Transfer FAQ

1. **Q. How long will the immunostaining take when PeptoTech's Western Transfer protocol is followed?**
A. The Western Transfer process will take approximately 6 hours from transfer of proteins to visualization of bands.
2. **Q. What type of molecular weight marker should be used?**
A. PeptoTech uses Novex® Sharp Protein Standard for use in all Western Transfers performed in-house, although this molecular weight marker does not have to be utilized. However, it is necessary that a pre-stained molecular weight marker is used when not utilizing the ECL detection method.
3. **Q. Is the addition of a positive control necessary in a Western Transfer?**
A. Yes, in order to know exactly how the protein of interest will visualize on the Western Transfer you must add a positive control to your gel. When using PeptoTech's antibodies in a Western Transfer, we recommend using the corresponding PeptoTech recombinant protein, which was the immunizing antigen for the antibody of choice.
4. **Q. Does the color development system recommended in PeptoTech's Western Transfer protocol have to be used?**
A. No. There are many different color development systems that can be used for the visualization of your Western Transfer. However, the system that is chosen must be compatible with the enzyme conjugate being used. PeptoTech uses an alkaline phosphatase linked secondary antibody. NBT/BCIP is suitable for use with this enzyme, and is therefore used for the visualization of our Western Transfers.
5. **Q. Is agitation of the membrane essential during the incubation periods?**
A. Yes, it is essential that the membrane be agitated during the incubation periods. If the membrane is not agitated the antibodies, blocking buffer, and washing buffer may not affect the membrane evenly and can create splotchy, or patchy background. It can also limit the detection of the proteins by the antibodies.
6. **Q. Why are some Western Transfer results stronger than others when using different lots of the same antibody?**
A. Due to the nature of polyclonal antibodies, variability may be seen from lot to lot.
7. **Q. Is it necessary to include the blotting paper during the protein transfer step?**
A. Yes, it is necessary to include the blotting paper as a barrier in the protein transfer step. This blotting paper helps protect the gel and membrane from any possible damage resulting from direct contact with the sponges, yet does not interfere with the electric current.
8. **Q. Can an enzyme-conjugated primary antibody be used in a Western Transfer rather than using a primary/secondary antibody system?**
A. Yes, an enzyme-conjugated primary antibody can be used instead of utilizing a primary/secondary antibody system in your Western Transfer. However, by using a labeled secondary antibody that recognizes the antigen-specific primary antibody, there will be an amplification of the signal seen in a Western Transfer when compared to using the enzyme-conjugated primary antibody alone.

Western Transfer Troubleshooting Guide

Problem	Possible source	Suggestion
Weak/No Signal	Insufficient amount of protein present	<ul style="list-style-type: none"> • Increase amount of protein in sample. • Confirm protein is present through an alternate method.
	Gel ran too long	<ul style="list-style-type: none"> • Decrease running time and monitor the gel by watching dye front and ensuring the current is turned off when dye front is near bottom of gel.
	Old or degraded protein samples	<ul style="list-style-type: none"> • Test a fresh sample of target protein.
	Protein over-transferred/ did not transfer correctly	<ul style="list-style-type: none"> • Use a membrane with a smaller pore size. • Decrease voltage for lower MW proteins (less than 10kDa). • Make sure membrane is pre-soaked according to manufacturer's instructions. • Check and optimize transfer time, as appropriate transfer time will vary with MW of the target protein. • Make sure transfer "sandwich" is set up correctly and there is sufficient contact between gel and membrane. (Please see our Western Transfer protocol for correct transfer "sandwich" set up.) • Ensure the correct transfer buffer is being used. • The presence of SDS during transfer can reduce the binding of the protein when using a nitrocellulose membrane. • Add 20% methanol to transfer buffer to increase binding. • Check protein transfer by staining the membrane with a reversible stain, such as Ponceau S, to visualize major bands.
	Protein has a pI greater than 9	<ul style="list-style-type: none"> • Substitute buffer with a higher pH buffer (i.e. CAPS buffer, pH 10.5).
	Protein masked by blocking buffer	<ul style="list-style-type: none"> • Test using a different blocking buffer. • Optimize concentration of protein in blocking buffer. We recommend 10% Seablock in diH₂O.
	Enzyme inhibitor present (i.e. azide)	<ul style="list-style-type: none"> • Make sure buffers do not contain sodium azide, as this will interfere with the HRP signal.
	Old or degraded primary antibody	<ul style="list-style-type: none"> • Check manufacturer's recommendations for storage and/or expiration date. If expired or past storage time, purchase new antibody. • If antibody was subjected to repeated freeze/thaw cycles purchase new antibody, as this can affect the structure and protein:antibody binding. • Perform a Dot Blot to ensure antibody is still active.
	Insufficient amount of primary and/or secondary antibody	<ul style="list-style-type: none"> • Check manufacturer's recommendation for antibody concentration. • Test a range of concentrations to find the optimal condition for individual assay.
	Incorrect primary antibody	<ul style="list-style-type: none"> • Ensure primary antibody reacts with the target protein from the species being studied (i.e. Rabbit anti-human VEGF → Human VEGF).

Western Transfer Troubleshooting Guide *continued...*

Problem	Possible source	Suggestion
Weak/No Signal continued	Incorrect secondary antibody	<ul style="list-style-type: none"> Ensure the secondary antibody being used is against the species of the primary antibody (i.e. Donkey anti-rabbit IgG → Rabbit anti-human VEGF).
	Insufficient incubation of primary antibody	<ul style="list-style-type: none"> Increase incubation period of primary antibody. Antibody can be incubated for at least one hour at room temperature or overnight at 4°C.
	Insufficient incubation of secondary antibody	<ul style="list-style-type: none"> Increase incubation period of secondary antibody (please see manufacturer's recommendations for incubation time and temperature).
	Membrane over-washed	<ul style="list-style-type: none"> Shorten wash times and/or reduce number of washes. Use a washing buffer that does not contain a detergent, or that has a lower concentration of detergent present.
	Incompatible developing reagent	<ul style="list-style-type: none"> Make sure the developing reagent being used is compatible with the enzyme conjugate. Ensure substrate is made correctly by following the manufacturer's instructions.
	Excess salt present	<ul style="list-style-type: none"> Decrease amount of salt present in wash buffer. Decrease amount of salt present in antibody dilution buffer.
	Degraded/Incorrect developing reagent	<ul style="list-style-type: none"> Ensure the developing reagent was prepared correctly. Check that the reagent is still active. If not, purchase new reagent.
	For ECL method, film is bad/expired	<ul style="list-style-type: none"> Ensure film is not expired or exposed. If so, purchase new film.
	For ECL method, ECL developing solutions are old/expired	<ul style="list-style-type: none"> Use fresh ECL developing solutions.
	For ECL method, film exposure time is too short	<ul style="list-style-type: none"> Increase exposure time of the film.
	For ECL method, cling film interfering with reaction	<ul style="list-style-type: none"> Use different brand of cling film.
High Background	Antibody concentration too high	<ul style="list-style-type: none"> Check manufacturer's recommendations for primary and/or secondary antibody concentrations. Test a range of concentrations to find optimal condition for individual assay.
	Over-incubation of antibodies	<ul style="list-style-type: none"> Check manufacturer's protocol to ensure the correct incubation time and temperature is used. If this information is not supplied by the manufacturer, optimize incubation time through testing.
	Non-specific binding of antibodies	<ul style="list-style-type: none"> Ensure the primary antibody is specific only for the protein that is being targeted. Run a control, omitting the primary antibody incubation. If bands develop, choose a different secondary antibody. Choose a different host species for secondary antibody.

Western Transfer Troubleshooting Guide *continued...*

Problem	Possible source	Suggestion
High Background continued	Cross reaction of antibodies with proteins in blocking buffer and/or sample	<ul style="list-style-type: none"> • Use a different blocking buffer formulation. • Goat antibodies will react with BSA due to a slight recognition of the bovine protein by the goat antibody. This will lead to a purple sheen on your membrane. If this occurs, use a different species antibody or a different blocking buffer. • If secondary antibody is suspected, dilute antibody in buffer containing 1-5% normal serum from the same species as target protein.
	Ineffective blocking buffer	<ul style="list-style-type: none"> • Use a different blocking buffer formulation. • Add detergent to blocking buffer, such as TWEEN-20.
	Insufficient blocking	<ul style="list-style-type: none"> • Use a different blocking buffer formulation. • Batch of blocking buffer may be inactive. Use fresh blocking buffer. • If blocking overnight at 4°C, this may decrease blocking efficiency since lower temperatures may lessen the effectiveness. Try incubation for one hour at room temperature. • Optimize incubation time and/or temperature of blocking step.
	Insufficient washing	<ul style="list-style-type: none"> • After each step, wash membrane 3 times for 10 minutes each. Increase the duration of the washing step if this is not sufficient. • Try a different detergent in washing buffer or add TWEEN-20 if not already present. • Increase volume of washing buffer used.
	Over-incubation in color development substrate	<ul style="list-style-type: none"> • Shorten incubation time in color development solution. Monitor development until bands are present and stop reaction by washing membrane in diH₂O.
	Excess enzyme present	<ul style="list-style-type: none"> • Reduce concentration of selected enzyme conjugate.
	Interference by endogenous enzyme	<ul style="list-style-type: none"> • Non Fat Dry Milk contains endogenous biotin and may interfere with avidin/biotin detection system. Use different blocking buffer, such as 3% BSA.
	Contaminated reagents	<ul style="list-style-type: none"> • Filter buffers before use to remove contaminant. • Make fresh buffers and re-run Western Transfer.
	Membrane problems	<ul style="list-style-type: none"> • Test new membranes. • During the entire procedure the membrane can only be dried between transfer and immunostaining. Once immunostaining has begun, the membrane cannot be dried until completion of immunostaining procedure. Re-run Western Transfer if membrane was dried at any other point during immunostaining procedure.
	For ECL method, ECL film overexposed	<ul style="list-style-type: none"> • Shorten film exposure time. • If signal from target protein is too strong, wait 5-10 minutes and re-expose to film.

Western Transfer Troubleshooting Guide *continued...*

Problem	Possible source	Suggestion
Splotchy Background	Uneven agitation during incubations	<ul style="list-style-type: none"> • Ensure the membrane is agitated evenly by placing on a rocker or shaker during incubation.
	Insufficient amount of incubation buffer	<ul style="list-style-type: none"> • Ensure enough solution is present during each incubation period to fully submerge the membrane and allow it to float freely in the solution.
	Air bubbles present during transfer	<ul style="list-style-type: none"> • Gently remove all air bubbles from transfer “sandwich” before transfer is started. This can be done by using a roller or clean glass rod/Pasteur pipette.
	Membrane problems	<ul style="list-style-type: none"> • Ensure membrane is wetted thoroughly according to the manufacturer’s protocol. • Handle membranes with extreme care. Mishandled membranes can cause non-specific binding. • Handling membranes with bare hands can lead to contamination of membrane. Use forceps or wear gloves when handling membrane.
	Aggregation of HRP conjugate	<ul style="list-style-type: none"> • If using HRP, filter conjugate to remove HRP aggregates. • Use a fresh sample of HRP conjugate.
	Contamination of reagents	<ul style="list-style-type: none"> • Filter buffers before use to remove contaminant. • Make fresh buffers and re-run Western Transfer.
Non-specific bands	Antibody concentration too high	<ul style="list-style-type: none"> • Check manufacturer’s recommendations for primary and/or secondary antibody concentrations. • Test a range of concentrations to find optimal condition for individual assay.
	Old or degraded antibody	<ul style="list-style-type: none"> • Check manufacturer’s recommendations for storage and/or expiration date. If expired or past storage time, purchase new antibody. • If antibody was subjected to repeated freeze/thaw cycles purchase new antibody, as this can affect the structure and protein:antibody binding.
	Non-specific binding of primary antibody	<ul style="list-style-type: none"> • Decrease concentration of primary antibody. • Check concentration of protein being added to gel. • Use a more specific antibody, such as a monoclonal antibody or Antigen Affinity Purified polyclonal antibody. • Add a small amount of detergent, such as TWEEN-20 (0.1-0.5%) to the primary antibody solution and/or blotting buffer. • Increase number/duration of washes.
	Non-specific binding of secondary antibody	<ul style="list-style-type: none"> • Decrease concentration of secondary antibody. • Run a control, omitting the primary antibody incubation. If bands develop, choose a different secondary antibody. • Add a small amount of detergent, such as TWEEN-20 (0.1-0.5%) to the secondary antibody solution. • Increase number/duration of washes.

Western Transfer Troubleshooting Guide *continued...*

Problem	Possible source	Suggestion
Non-Specific Bands continued	Aggregation of target protein	<ul style="list-style-type: none"> • Add or increase a reducing agent, such as DTT or BME, to ensure all disulfide bonds are reduced. • Heat protein sample in a hot water bath for 5-10 minutes before loading onto gel. • Check concentration of protein being added to gel. A concentration that is too high can cause protein aggregation. Re-run Western Transfer with a lower concentration of protein.
	Degradation of protein sample	<ul style="list-style-type: none"> • Make fresh samples and minimize freeze/thaw cycles of samples. • Add protease inhibitor to samples prior to storage. • Keep samples stored between -20°C and -80°C.
	Insufficient blocking	<ul style="list-style-type: none"> • Test a different blocking buffer formulation. • Batch of blocking buffer may be inactive. Use a fresh blocking buffer. • If blocking overnight at 4°C, this may decrease blocking efficiency since lower temperatures may lessen the effectiveness. Try incubation for one hour at room temperature. • Add TWEEN-20 to blocking buffer. • Optimize incubation time and/or temperature of blocking step.
	SDS facilitates binding to immobilized protein bands	<ul style="list-style-type: none"> • Ensure membrane is sufficiently washed after transfer of proteins. • Do not use SDS during immunostaining when using a nitrocellulose membrane.
	Excess enzyme present	<ul style="list-style-type: none"> • Reduce concentration of the selected enzyme conjugate.
	Contamination of reagents	<ul style="list-style-type: none"> • Filter buffers before use to remove contaminant. • Make fresh buffers and re-run Western Transfer.
Diffused/Fuzzy bands	Antibody concentration too high	<ul style="list-style-type: none"> • Check manufacturer's recommendations for primary and/or secondary antibody concentrations. • Test a range of concentrations to find optimal condition for individual assay.
	Excess protein on gel	<ul style="list-style-type: none"> • Further dilute protein samples before loading onto gel.
	Gel over-heated/high voltage	<ul style="list-style-type: none"> • Heat causes the gel to lose its structure and resolving power. Be sure the transfer reservoir is run in an ice bath. • Reduce voltage or current used during transfer.
	Incorrect preparation of membrane	<ul style="list-style-type: none"> • Pre-soak membrane in correct transfer solution (see membrane manufacturer's protocol). Ensure it is soaked for the correct amount of time.
White Bands (ECL visualization method)	Antibody or protein concentration too high/Excessive signal generated	<ul style="list-style-type: none"> • White bands are the result of rapid consumption of the substrate caused by the presence of too much conjugate. This is the result of high concentrations of the antibodies and/or proteins. Check manufacturer's recommendations for antibody and/or protein concentrations.

Index

1-alkyl-2-acetylgllycerophosphocholine esterase	112
2-acetyl-1-alkylglycerophosphocholine esterase	112
4-1BB Ligand	18
4-1BB Receptor	18
6Ckine	40
14 kDa lectin	47
26 kDa protein	70-71
α Klotho	91
A Proliferation-Inducing Ligand	17
A8	29
ABCD-1	98
ABCD-2	126
Abrineurin	22
Acetylcholine Receptor Inducing Activity	57
ACH	42
Acrp-30	14
ACT-2	91, 101
Activation-induced TNFR member Ligand	15
Activation-inducible lymphocyte immunomediatory molecule	59
Activin A	14
Activin-binding protein	45
ADI	17
Adipogenesis Inhibitory Factor	76
Adipolean Variant	47
Adipolean	47
Adiponectin	14
AdipoQ	14
Adipose tissue-specific secretory factor	122
ADSF	122
AGIF	76
AHSG	41
AIIGF	42-43
AILIM	59
AITRL	15
Aldesleukin	66
ALP	31
Alpha Defensin-1	109
Alpha-2-HS-glycoprotein	41
Alpha-2-Z-globulin	41
AMAC-1	103
Aminopeptidase	15
Amphiregulin	15
ANG-1	15
ANG-2	15
ANG-5	15
Angiopietin-1	15
Angiopietin-2	15
Angiopietin-like protein 3	15
Angiopietin-like protein 7	16
Angiopietin-related protein 7	16
ANGPT1	15
ANGPT2	15
ANGPT5	15
ANGPTL-3	15
ANGPTL-7	16
AOC3	137
APM-1	14, 47
APM-1 variant	47
Apo I	41
Apo I Ligand	41
Apo2	134
Apo2L	134
Apo2 Ligand	134
Apo3 Ligand	136
ApoA-1	16
ApoE2	16
ApoE3	16
ApoE4	16
Apolipoprotein A-1	16
Apolipoprotein E2	16
Apolipoprotein E3	16
Apolipoprotein E4	16
Apo-SAA	17
Apo-SAA1	17
APRIL	17
APTL	41
APT1LG1	41
AR	15
AREG	15
Arg-C	17
Arginine Deiminase	17
Arginine-Rich Protein	95
ARIA	57
ARMET	95
ARMETL1	30
ARP	95
ART	18
Artemin	18
ARTN	18
Astrocyte-derived Trophic Factor	52
ATAC	94
ATAR	58
ATF	52
B7	19
B7 homolog 2	19
B7-1 Fc	19
B7-2 Fc	19
B7-2 H2 Fc	19
B7-H1	114
B7-like protein G150	19
B7-related protein 1 (B7RP-1)	19
B70	19
B-Cell Activating Factor belonging to the TNF family	20
B-Cell Attracting Chemokine-1	21
B-Cell Differentiation Factor	70-71
B-Cell Maturation Antigen	21
B-Cell Stimulating Factor	69
B-Cell Stimulatory Factor-2	70-71
B-Cell Stimulating Factor-3	108
B-Lymphocyte cell adhesion molecule	28
B-TCCF	75
Ba-alpha-2-glycoprotein	41
BAFF	20
BAFFR	20
BAFF Receptor	20
BB1	19
BB18	29
BCA-1	21
BCDF	69, 70-71
BCDFII	70
BCEI	127
BCGF	69
BCM	21
BCMA	21
BCSF-3	108
BD5	21-22
BD-1	21-22
BD-2	21-22
BD-3	21-22
BD-4	21-22
BD-5	21-22
BDCA-3	128
BDNF	22
BEK	42
Betacellulin	23
Beta-Defensin 1	21-22
Beta-Defensin 2	21-22
Beta-Defensin 3	21-22
Beta-Defensin 104	21-22
Beta-Defensin 5	21-22
Beta-galactoside-binding lectin L-14-I	47
Beta-Nerve Growth Factor	107
BFGFR	42
BLAST-2	28
BLC	21
BL-CAM	28
BLR1 Ligand	21
BLyS	20
BLyS Receptor 3	20
BM-40	126
BMP-2	23
BMP-2A	23
BMP-2B	24
BMP-3	24
BMP-3A	24
BMP-4	24
BMP-5	24
BMP-6	24
BMP-7	25
BMP-9	50
BMP-10	25
BMP-11	51
BMP-12	50
BMP-13	25
BMP-14	50
Bolekine	26
Bone Morphogenetic Protein-2	23
Bone Morphogenetic Protein-3	24
Bone Morphogenetic Protein-4	24
Bone Morphogenetic Protein-5	24
Bone Morphogenetic Protein-6	24
Bone Morphogenetic Protein-7	25
Bone Morphogenetic Protein-10	25
Bone Morphogenetic Protein-13	25
Bone Morphogenetic Protein-14	50
Bone sialoprotein 1	111
B-R1	90
Brain Derived Neurotrophic Factor	22
BRAK	26
Breast and Kidney-expressed chemokine	26
Breast cancer cell differentiation factor p45	57
Breast Cancer Estrogen-Inducible protein	127
BSC-1	128
BSF-1	69
BSF-2	70-71
BTC	23
B-TCCF	75
C1 Esterase Protein	26

Index

C1 Inhibitor.....	26	CD253.....	134
C1-inhibiting factor.....	26	CD254.....	117
C1inh.....	26	CD256.....	17
C3 and PZP-like alpha-2-macroglobulin domain containing protein 4.....	26	CD257.....	20
C5a.....	26	CD258.....	94
C10.....	26	CD261.....	134
C16orf77.....	87	CD262.....	135
Cachectin.....	131	CD265.....	118
CAK1 antigen.....	98	CD267.....	126
Carboxypeptidase-B.....	27	CD268.....	20
Cardiotrophin-1.....	27	CD269.....	21
Cardiotrophin-like cytokine.....	108	CD270.....	58
Cartilage-Derived Morphogenetic Protein-1.....	50	CD274.....	114
Cartilage-Derived Morphogenetic Protein-2.....	25	CD275.....	19
Cartilage-Derived Retinoic Acid-Sensitive Protein.....	99	CD278.....	59
Cartilage-inducing factor.....	128	CD283.....	130
Catabolin.....	65	CD333.....	42
CC10.....	136	CD354.....	135
CCF18.....	101	CDD.....	123
CCK-1.....	98	CDK4L.....	111
CCL1.....	58	CDMP-1.....	50
CCL2.....	96-97	CDMP-2.....	25
CCL3.....	101	CDNF.....	30
CCL3L1.....	91	CD-RAP.....	99
CCL4.....	101	CDT6.....	16
CCL4L1.....	91	CDw137.....	18
CCL5.....	118-119	CEK2.....	42
CCL6.....	26	Cerebral Dopamine Neurotrophic Factor.....	30
CCL7.....	96-97	Cetermin.....	128
CCL8.....	96-97	Chemerin.....	30
CCL9.....	101	Chemokine-like protein TFA-2.....	126
CCL10.....	101	Ciliary Neurotrophic Factor.....	30
CCL11.....	37	CINC.....	55
CCL12.....	96-97	CkB-6.....	38
CCL13.....	96-97	Ck-B8.....	102
CCL14.....	56	c-Kit Ligand.....	122-123
CCL15.....	104	CKTSF1B1.....	54
CCL16.....	92	Clara Cell Phospholipid-Binding Protein.....	136
CCL17.....	126	Clara Cells 10 kDa Secretory Protein.....	136
CCL18.....	103	CLMF.....	77
CCL19.....	103	CLMF p35.....	77
CCL20.....	102	CLMF p40.....	77
CCL21.....	40	Cluster determinant 4.....	27
CCL22.....	98	c-MPL Ligand.....	133
CCL23.....	102	CNN1.....	33
CCL24.....	38	CNTF.....	30
CCL25.....	127	Coagulation factor III.....	129
CCL26.....	38	COL18A1.....	36
CCL27.....	31	Colon cancer cell growth inhibitor.....	63
CCL28.....	98	Colorectal cell-Derived Growth Factor.....	15
CCN1.....	33	Complement 5a.....	26
CCN2.....	31	Complement Component 5a.....	26
CCN3.....	108	Connective Tissue Growth Factor.....	31
CCN4.....	141	Connective Tissue Growth Factor-Like protein.....	32
CCN5.....	32	Copper Amine Oxidase.....	137
CCN6.....	141	Cornea-derived transcript 6 protein.....	16
CCP1.....	54	CPAMD4.....	26
CCPBP.....	136	Cpb1.....	27
CD4.....	27	CPB-35.....	48
CD14.....	27	CPG15.....	106
CD22.....	28	CPP1.....	54
CD23.....	28	CRDGF.....	15
CD23 antigen.....	28	Crg-2.....	89
CD25 antigen.....	67	CRP-1.....	59
CD27L.....	28	Cryptdin.....	109
CD27 Ligand.....	28	CSC-21K.....	129
CD28 Fc.....	28	CSDD1.....	94
CD30L.....	28	CSF-1.....	95
CD30 Ligand.....	28	CSF-2.....	53
CD31 antigen.....	114	CSF-3.....	49
CD34 antigen.....	29	CSIF.....	75
CD40 Ligand.....	29	CT-1.....	27
CD54 Antigen.....	59	CT-58.....	32
CD62E.....	40	CTACK.....	31
CD70.....	28	CTAP-III.....	105
CD80.....	19	CTGF.....	31
CD86.....	19	CTGFL.....	32
CD95.....	41	CTL Maturation Factor.....	77
CD95L.....	41	CTLA-8.....	80
CD100.....	29	CTLA-4 Fc.....	32
CD106.....	137	Cutaneous T-cell Attracting Chemokine.....	31
CD120a.....	132	CVID1.....	59
CD120b.....	132	CX3CL1.....	46
CD124.....	70	CXCL1.....	55, 90
CD126.....	72	CXCL2.....	55
CD137.....	18	CXCL3.....	55
CD137L.....	18	CXCL4.....	115
CD141.....	128	CXCL5.....	36
CD142.....	129	CXCL6.....	48
CD153.....	28	CXCL7.....	105
CD152.....	32	CXCL8.....	73
CD154.....	29	CXCL9.....	100
CD178.....	41	CXCL10.....	89
CD252.....	111	CXCL11.....	90

Index

CXCL12.....	124	Epithelial Neutrophil Activating Peptide-78.....	36
CXCL13.....	21	EPO.....	39
CXCL14.....	26	Epoetin.....	39
CXCL15.....	94	Epstein-Barr virus-induced gene 3 protein.....	86
CXCL16.....	32	ErbB1.....	35
Cyclin-Dependent Kinase 4 Inhibitor A.....	111	ERC.....	98
Cyclin-Dependent Kinase Inhibitor 2A.....	111	EREG.....	39
CYR61.....	33	Erythroid Differentiation Factor (EDF).....	14
Cysteine-rich 61.....	33	Erythroid-potentiating activity.....	129
Cysteine-rich secreted protein FIZZ1.....	120	Erythropoietin.....	39
Cysteine-rich secreted protein FIZZ2.....	121	E-Selectin.....	40
Cytokine ZCYTO 7.....	81	Eskine.....	31
Cytokine ZCYTO10.....	83	ETC1.....	19
Cytokine ZCYTO18.....	85	ETGF.....	127
Cytotoxic Cell Protease 1.....	54	Exodus-1.....	102
Cytotoxic Lymphocyte Maturation Factor.....	77	Exodus-2.....	40
Cytotoxic Lymphocyte Maturation Factor 35 kDa subunit.....	77	Exodus-3.....	103
Cytotoxic Lymphocyte Maturation Factor 40 kDa subunit.....	77	EZF.....	91
Cytotoxic T-lymphocyte-associated antigen 4.....	32	F3.....	129
Cytotoxin.....	131	Factor III.....	129
D factor.....	93	FAM19A2.....	126
DAND2.....	54	Fas Antigen.....	41
DAND6.....	123	Fas Ligand.....	41
DC-CK1.....	103	Fas Receptor.....	41
DDC-4.....	46	FasL.....	41
DEFB1.....	21	FsaR.....	41
DEFB2.....	21	Fc-epsilon-RII.....	28
DEFB3.....	21	Fetuin A.....	41
DEFB4.....	21	FGF-1.....	42
DEFB4A.....	21	FGF-2.....	42
DEFB5.....	21	FGF-4.....	42
DEFB103A.....	21	FGF-5.....	42
DEFB105a.....	21	FGF-6.....	42
Delta-1.....	33	FGF-7.....	91
Delta-like protein 1.....	33	FGF-8.....	42
Delta-like protein 4.....	33	FGF-8b.....	42-43
Dickkopf-1.....	33	FGF-9.....	42-43
Dickkopf-2.....	33	FGF-10.....	42-43
Dickkopf-3.....	33	FGF-16.....	42-43
Dickkopf-related protein 1.....	33	FGF-17.....	42-43
Dickkopf-related protein 2.....	33	FGF-18.....	42-43
Dickkopf-related protein 3.....	33	FGF-19.....	42-43
DIF.....	131	FGF-20.....	42
Differentiation-Inducing Factor.....	131	FGF-21.....	42-43
Differentiation-inhibiting factor.....	128	FGF-acidic.....	42-43
Differentiation-stimulating factor.....	93	FGF-basic.....	42-43
Diphtheria Toxin Receptor.....	56	FGF-inducible 14.....	136
DKK-1.....	33	FGFA.....	42-43
DKK-2.....	33	FGFG.....	42-43
DKK-3.....	33	FGFH.....	42-43
DLL-1.....	33	FGFI.....	42-43
DLL-4.....	33	FGFJ.....	42-43
DR3LG.....	136	FGFK.....	42
DR4.....	134	FGFL.....	42-43
DR5.....	135	FGFN.....	42
DRM.....	54	FGFR1a.....	42
Drosophila Delta homolog 4.....	33	FGFR2a.....	42
DTR.....	56	FGFR3.....	42
DVR4.....	24	Fibroblast collagenase inhibitor.....	129
EBI3.....	86	Fibroblast Collagenase.....	104
EBV-induced gene 3 protein.....	86	Fibroblast Interferon.....	59
ECGF-beta.....	42	Fibronectin type III domain-containing protein 5.....	89
EDF.....	70	Fibronectin type III repeat-containing protein 2.....	89
EDF (Erythroid Differentiation Factor).....	14	FIGF.....	139
EGF.....	34	FIL1 delta.....	88
EGF-L7.....	35	FIL1E.....	88
EGF Receptor.....	35	FIZZ3.....	122
EGFR.....	35	FKN.....	46
EG-VEGF.....	35	Flt3-Ligand.....	45
ELAM1.....	40	Flt3L.....	45
ELC.....	103	Flt4-Ligand.....	139
EMAP-11.....	35	Fms-related tyrosine kinase 3 Ligand.....	45
ENA-78.....	36	FN14.....	136
EndoCAM.....	114	FNDC5.....	89
Endocrine Gland-derived Vascular Endothelial Growth Factor.....	35	Folliculostellate cell-derived growth factor.....	138
Endogenous Pyrogen.....	64, 65	Follistatin.....	45
Endoproteinase Lys/Arg-Arg.....	90	Follistatin-like protein 1.....	46
Endostatin.....	36	Follistatin-related protein 1.....	46
Endothelial Leukocyte Adhesion Molecule 1.....	40	Fractalkine.....	46
Enovin.....	18	FRCP2.....	89
Enterokinase.....	36	Frizzled Related Protein-1.....	46
Eotaxin.....	37	Frizzled Related Protein-4.....	46
Eotaxin-2.....	38	FRP.....	14
Eotaxin-3.....	38	FRP-1.....	46
EP.....	64, 65	FRP-4.....	46
EPC-1.....	114	FS.....	45
EPG.....	39	FSH-releasing protein.....	14
Epidermal Growth Factor.....	34	FSL1.....	46
Epidermal Growth Factor Receptor.....	35	FSTL1.....	46
Epidermal Growth Factor-Like protein 7.....	35	FUR.....	46
Epigen.....	39	Furin.....	46
Epiregulin.....	39	gAcrp30.....	47
Epithelial mitogen.....	39	Gad.....	47

Index

GAF.....	42-43	HCS24.....	31
Galactose-specific lectin-1.....	47	Hematopoietic progenitor cell antigen CD34.....	29
Galactose-specific lectin-3.....	48	Hematopoietic system regulatory peptide.....	128
Galaptin.....	47	Hematopoietin-1.....	64
Galectin-1.....	47	Hemofiltrate CC Chemokine-1.....	56
Galectin-3.....	48	Heparin-Binding EGF-like growth factor.....	56
Gamma-Interferon Inducible Protein 10.....	89	Heparin-Binding Growth Factor-8.....	115
GASP.....	48	Hepatocyte Growth Factor.....	58
GASP-1.....	48	Hepatopoietin.....	58
GBP-28.....	14	Heregulin β -1.....	57
GCP-2.....	48	Heparin Affin Regulatory Protein.....	115
G-CSF.....	49	HGF.....	58
GDF-2.....	50	HGNF.....	109
GDF-3.....	50	Hhg-1.....	125
GDF-5.....	50	Histidine-Proline-Rich Glycoprotein.....	58
GDF-6.....	25	Histidine-rich glycoprotein.....	58
GDF-7.....	50	HNP-1.....	109
GDF-8.....	104	HP1.A.....	127
GDF-11.....	51	HPAO.....	137
GDF-15.....	51	HPGF.....	70-71
GDF-Associated Serum Protein-1.....	48	HPTA.....	58
GDGF.....	113	HPRG.....	58
GDNF.....	52	HRG.....	57
Gelatin-binding protein.....	14	HRG1- β 1.....	57
Gelatinase A.....	104	HRGP.....	58
GH.....	56	HSF.....	70-71
GH-N.....	56	HST-1.....	42-43
GIF.....	100	HST-2.....	42
GIGI protein.....	33	HT29-IGF-BP.....	63
GITRL.....	15	HuB219.....	93
GKLF.....	91	HveA.....	58
Glia Maturation Factor beta.....	54	HVEM.....	58
Glia-Activating Factor.....	43	HVEM-Fc.....	58
Glia-Derived Neurotrophic Factor.....	52	HVEM-L.....	94
Glia growth factor.....	57	Hypertrophic Chondrocyte-specific protein 24.....	31
GLIF.....	100	I-309.....	58
Glioblastoma-derived T cell suppressor factor.....	128	IBP-1.....	63
Glioma-derived endothelial cell mitogen.....	138	IBP-2.....	63
Glioma-Derived Growth Factor.....	113	IBP-3.....	63
Globular domain of Acnp30.....	47	IBP-4.....	63
GLP-1.....	52	IBP-5.....	63
Glu-C.....	52	IBP-6.....	63
Glucagon-Like Peptide 1.....	52	IBP-7.....	63
Glycoprotein Gp34.....	111	ICAM-1.....	59
Glycosylation-Inhibiting Factor.....	100	ICIL-1RA.....	66
GM-CSF β	49	ICOS Fc.....	59
GM-CSF.....	53	ICOSL.....	19
GMFB.....	54	IFN alpha II-1.....	61
GMF- β	54	IFNB1.....	59
Gp39.....	29	IFNW1.....	61
GR3.....	29	IFN- β	59
Granulocyte Chemotactic Protein-2.....	48	IFN- γ	60
Granulocyte Colony-Stimulating Factor.....	49	IFN- β 2.....	70-71
Granulocyte-Macrophage Colony-Stimulating Factor.....	53	IFN- λ 1.....	61
Granzyme B.....	54	IFN- λ 2.....	61
Gremlin-1.....	54	IFN- ω	61
GRO1.....	55, 90	IgE-binding protein.....	48
GRO2.....	55	IGF binding protein related protein-1.....	63
GRO3.....	55	IGF-BP1.....	63
Growth Hormone.....	56	IGF-BP2.....	63
Growth Hormone 1.....	56	IGF-BP3.....	63
Growth-hormone-dependent binding protein.....	63	IGF-BP4.....	63
Growth Regulated Protein.....	55	IGF-BP5.....	63
Growth/Differentiation Factor-2.....	50	IGF-BP6.....	63
Growth/Differentiation Factor-3.....	50	IGF-BP7.....	63
Growth/Differentiation Factor-5.....	50	IGFBP9.....	108
Growth/Differentiation Factor-7.....	50	IGFBP-rP1.....	63
Growth/Differentiation Factor-11.....	51	IGF-I.....	62
Growth/Differentiation Factor-15.....	51	IGF-I LR3.....	62
GRO- α	55	IGF-IA.....	62
GRO- β	55	IGF-II.....	62
GRO- γ	55	IHG-2.....	54
H2 relaxin.....	120	IL-1 α	64
H3 relaxin.....	120	IL-1 β	65
HARP.....	115	IL-1 delta.....	88
HBD1.....	21	IL-1 ϵ	88
HB-EGF.....	56	IL-1 eta.....	88
HBEGF.....	56	IL-1 F11.....	87
HBGF-1.....	42-43	IL-1F5.....	88
HBGF-2.....	42-43	IL-1F6.....	88
HBGF-4.....	42-43	IL-1F8.....	88
HBGF-5.....	42-43	IL-1F9.....	88
HBGF-6.....	42-43	IL-1H1.....	88
HBGF-7.....	91	IL-1H2.....	88
HBGF-8.....	115	IL-1HY1.....	88
HBGF-9.....	42-43	IL-1L1.....	88
HC14.....	96-97	IL-1ra Homolog 1.....	88
HC21.....	91	IL-1RA.....	66
HCC-1.....	56	IL-1RN.....	66
HCC-1/HCC-3.....	56	IL-1RP3.....	88
HCC-2.....	104	IL-2.....	66-67
HCC-4.....	92	IL-2 Receptor α	67
HCGF.....	68	IL-3.....	68

Index

IL-4	69	L-29	48
IL-4 Receptor α	70	LAF	64, 65
IL-5	70	LAG-1	91
IL-6	70-71	LARC	102
IL-6 Receptor α	72	LCC-1	92
IL-7	72	LCF	80
IL-8	73	LD78 α	101
IL-9	74	LD78 β	92
IL-10	75	LDL-associated phospholipase A2	112
IL-10-inducible chemokine	92	LDL-PLA(2)	112
IL-11	76	LEC	92
IL-12	77	LEM	64, 65
IL-12 subunit p35	77	Leptin	92
IL-12 subunit p40	77	Leptin Receptor	93
IL-12A	77	LEP-R	93
IL-12B	77	Leu-14	28
IL-13	78	Leu-3(a,b)	27
IL-15	79	Leukemia Inhibitory Factor	93
IL-16	80	Leukocyte Endogenous Mediator	64, 65
IL-17	80-81	LIF	93
IL-17A	80-81	LIGHT	94
IL-17B	81	LIN28A	94
IL-17D	81	Lin28-TAT	94
IL-17E	82	Liver-Expressed Chemokine	92
IL-17F	82	LIX	48
IL-18BP	83	Lkn-1	104
IL-19	83	LMC	92
IL-20	81, 83	Long R3 IGF-I	62
IL-21	84	LP-1	72
IL-22	85	LT- α	132
IL-23	85	Lungkine	94
IL-24	85	Lutetotropic hormone	116
IL-25	82, 125	Lutetropin	116
IL-27 subunit alpha	86	Lymphocyte Activation Gene-1	91
IL-27 subunit beta	86	Lymphocyte Chemoattractant Factor	80
IL-27	86	Lymphocyte IgE receptor	28
IL-27-A	86	Lymphocyte-Activating Factor	64, 65
IL-27A	86	Lymphopoietin 1	72
IL-27B	86	Lymphotactin	94
IL-28A	61	Lymphotoxin-alpha	132
IL-29	61	MAC2	48
IL-30	86	Mac25	63
IL-31	86	Macrophage Colony Stimulating Factor	95
IL-33	87	Macrophage-Derived Chemokine	98
IL-34	87	Macrophage Inflammatory Protein-1 α	101
IL-35	87	Macrophage Inflammatory Protein-1 β	101
IL-36 α	88	Macrophage Inflammatory Protein-1 γ	101
IL-36 β	88	Macrophage Inflammatory Protein-3	102
IL-36 γ	88	Macrophage Inflammatory Protein-3 α	102
IL-36A	88	Macrophage Inflammatory Protein-3 β	103
IL-36RA	88	Macrophage Inflammatory Protein-4	103
IL-T	79	Macrophage Inflammatory Protein-5	104
IL-TIF	85	Macrophage Inhibitory Cytokine 1	51
Immune Interferon	60	Macrophage Migration Inhibitory Factor	100
INCAM-100	137	MAF	60
Inducible Costimulator-Ligand (ICOSL)	19	Major group rhinovirus receptor	59
Inducible T-cell costimulator	59	Mamotropin	116
Inhibin beta-1	14	MANF	95
INSL5 / INSL7 Hybrid	88	MARC	96-97
INSL7	120	Maspin	95
Insulin-like peptide-7	120	Mast Cell Growth Factor	68, 122-123
INT-1	141	Matrix Metalloproteinase-1	104
Intercellular Adhesion Molecule 1	59	Matrix Metalloproteinase-2	104
Interferon Inducible T-Cell α Chemokine	90	Matrix Metalloproteinase-3	104
Interferon- β	59	MCAF	96-97
Interferon-gamma	60	MCF	64, 65
Interferon-lambda 1	61	MCGF	68
Interferon-lambda 2	61	MCP-1	96-97
Interferon-omega	61	MCP-2	96-97
Interleukin IL-16 receptor	27	MCP-3	96-97
Interstitial Collagenase	104	MCP-4	96-97
Intestinal Trefoil Factor	127	MCP-5	96-97
IP-10	89	M-CSF	95
IRAP	66	MDA-7	85
Irisin	89	MDC	98
Ironplact	115	MDNCF	73
I-TAG	90	MEC	98
ITF	127	Megakaryocyte colony-stimulating factor	133
JE	96-97	MEGF7	35
JTK4	42	Melanoma Differentiation-association like protein	83
KC	55, 90	Melanoma Differentiation-Association gene 7 protein	84
Keratinocyte Growth Factor	91	Melanoma Growth Stimulatory Activity α	55
Keratinocyte Growth Factor-2	42-43	Melanoma Growth Stimulatory Activity β	55
Kex-2	90	Melanoma Growth Stimulatory Activity γ	55
KGF	91	Melanoma Inhibitory Activity	99
KGFR	42	Melanoma Inhibitory Activity-2	99
KIAA0003	15	Melanoma Inhibitory Activity-like Protein	111
KIAA0443	48	Melanoma-derived LPL inhibitor	93
KILLER	135	Membrane Primary Amine Oxidase	137
KLA	91	Mesencephalic Astrocyte-derived Neurotrophic Factor	95
KLF4-TAT	91	Mesothelin	98
Klotho	91	MGC108734	137
Kruppel-Like Factor-4	91	MGC99561	137
L3T4	27		

Index

MGDF.....	133	NGF-2.....	109
MGF.....	122-123	NGF-β.....	107
MGI-1G.....	49	Nicotinamide phosphoribosyltransferase.....	140
MGI-1GM.....	53	NIRF.....	81
MGI-2.....	70-71	NJAC.....	26
MGI-IM.....	95	NK cell Stimulating Factor Chain 1.....	77
MGSAα.....	55, 90	NK cell Stimulating Factor Chain 2.....	77
MGSAβ.....	55	NKSF.....	77
MGSAγ.....	55	NNT-1.....	108
MIA.....	99	Noggin.....	108
MIA-2.....	99	NOTCH4-like protein.....	35
MIAL.....	111	NOV.....	108
MIC-1.....	51	Novel Neurtrophin-1.....	108
Midkine.....	100	NovH.....	108
MIF.....	100	NP.....	106
MIG.....	100	NP-1.....	109
MIP-1α.....	101	NPO.....	106
MIP-1β.....	101	NRG-1.....	51
MIP-1γ.....	101	NRG1-β1.....	57
MIP-2α.....	55	NRN1.....	106
MIP-2β.....	55	NRTN.....	107
MIP-3.....	102	NT-3.....	109
MIP-3α.....	102	NT-4.....	109
MIP-3β.....	103	NT-4/NT-5.....	109
MIP-4.....	103	NTN.....	107
MIP-5.....	104	NTRKR1.....	122
MK.....	100	OB.....	92
MLPLI.....	93	Obesity protein.....	92
MMIF.....	100	Obesity protein Receptor.....	93
MMP-1.....	104	OB-R.....	93
MMP-2.....	104	OCC1.....	46
MMP-3.....	104	OCC-1.....	46
Monocyte Arg-serpin.....	112	OCIF.....	110
Monocyte Chemotactic Protein-1.....	96-97	ODAR.....	118
Monocyte Chemotactic Protein-2.....	96-97	ODF.....	117
Monocyte Chemotactic Protein-3.....	96-97	ODFR.....	118
Monocyte Chemotactic Protein-4.....	96-97	ODGF.....	113
Monocyte Chemotactic Protein-5.....	96-97	OKT-4(a-f).....	27
Monocyte differentiation antigen CD14.....	27	ON.....	126
Monocyte-Derived Neutrophil Chemotactic Factor.....	73	Oncostatin A.....	115
Monokine Induced by Interferon-γ.....	100	Oncostatin M.....	110
Mononuclear Cell Factor.....	64, 65	OP-1.....	25
MPF.....	98	OPG.....	110
MPIF-1.....	102	OPGL.....	117
MPIF-2.....	38	OSF-1.....	115
MRP-1.....	26	OSM.....	110
MRP2.....	101	Osteoblast-Specific Factor-1.....	115
MSLN.....	98	Osteoclast Differentiation and Activation Receptor.....	118
MTN-1.....	92	Osteoclast Differentiation Factor.....	117
MTS-1.....	111	Osteoclast Differentiation Factor Receptor.....	118
Mucosae-associated Epithelial Chemokine.....	98	Osteoclastogenesis Inhibitory Factor.....	110
Multi-CSF.....	68	Osteogenic Protein-1.....	25
Multiple EGF-like domains protein 7.....	35	Osteogenin.....	24
Multiple Tumor Suppressor 1.....	111	Osteonectin.....	126
Myeloid-Derived Growth Factor.....	125	Osteopontin.....	111
MYDGF.....	125	Osteoprotegerin.....	110
Myostatin.....	104	Osteoprotegerin Ligand.....	117
Myostatin-Propeptide.....	105	Osteosarcoma-derived Growth Factor.....	113
NAF.....	73	OTOR.....	111
NAmPRTase.....	140	Otoraplin.....	111
Nampt.....	140	OX40 Ligand.....	111
Nanog.....	105	OX40L.....	111
NAP-1.....	73	p16INK4A.....	111
NAP-2.....	105	p16-INK4a.....	111
NAP-3.....	55, 90	p28.....	86
NC30.....	78	p40 cytokine.....	74
NCC-1.....	96-97	p55.....	132
NCC-2.....	56	P60.....	132
NCC-4.....	92	P600.....	78
Necrosin.....	131	p75.....	132
NEGF-2.....	100	p80.....	132
Nephroblastoma Overexpressed gene.....	108	PACE.....	46
Nephropontin.....	111	PAF acetylhydrolase.....	112
β-Nerve Growth Factor.....	107	PAF 2-acylhydrolase.....	112
Nerve Growth Factor-2.....	109	PAF-AH.....	112
Nesfatin-1.....	106	PAI-1.....	112
Neu differentiation factor.....	57	PAI-2.....	112
Neublastin.....	18	Parathyroid Hormone-related Protein.....	116
Neuregulin1.....	57	PARC.....	103
Neuritin.....	106	PBEF.....	140
Neuropoietin.....	106	PBP.....	105
Neuroserpin.....	106	PBSF.....	124
Neurotactin.....	46	P-cell stimulation factor.....	68
Neurotrophin 4/5.....	109	PCGF.....	113
Neurotrophic Factor.....	109	PCSK3.....	46
Neurotrophic tyrosine kinase.....	122	PDCD1L1.....	114
Neurotrophin-3.....	109	PDF.....	51
Neurotrophin-4.....	109	PDGF-AA.....	113
Neurturin.....	107	PDGF-AB.....	113
Neutrophil Activating Factor.....	73	PDGF-BB.....	113
Neutrophil Activating Protein-2.....	105	PDGF-CC.....	113
Neutrophil Peptide-1.....	109	PD-1.....	114
NF-HEV.....	87	PD-L1 Fc.....	114
β-NGF.....	107	PECAM-I.....	114

Index

PEDF	114	SDF-1 β	124
Persephin	114	Secreted Apoptosis Related Protein-2	46
PF-4	115	Secreted phosphoprotein 1	111
PGF	115	Secreted Protein Acidic and Rich in Cysteine	126
PGFL	115, 116	Secretoglobulin family 1A member 1	136
Pigment Epithelium-Derived Factor	114	SELE	40
Pituitary growth hormone	56	SEMA3A	125
PK2	116	SEMA3B	125
PLAB	51	Semaforin 3A	125
Placenta Growth Factor-1	115	Semaforin-4D	29
Placenta Growth Factor-2	116	Serapenide	128
Placenta Growth Factor-3	116	Serpin B2	112
Placenta Protein 12	63	Serpin B5	95
Placental TGF- β	51	Serpin E1	112
Plasma protease C1 inhibitor	26	Serpin G1	26
Plasminogen Activator Inhibitor-1	112	Serpin I1	106
Plasminogen Activator Inhibitor-2	112	SerpinF1	114
Platelet-Derived Growth Factor-AA	113	Serum-spreading factor	140
Platelet-Derived Growth Factor-AB	113	Sex determining region Y (SRY)-box 2	125
Platelet-Derived Growth Factor-BB	113	SF	58, 122-123
Platelet-Derived Growth Factor-CC	113	SF-20	125
Platelet Endothelial Cell Adhesion Molecule	114	Shh	125
Platelet Factor-4	115	Siglec-2	28
Pleiotrophin	115	SIS-delta	118-119
PIGF	115	SK	33
PIGF-1	115	Skin-Antimicrobial Peptide 1	21
PIGF-2	116	Skinkine	31
PIGF-3	116	SL-1	104
Pluripoiectin	49	S-LAC lectin-1	47
Pluripoiectin- α	53	SLC	40
PNR2	127	SLE1	114
Polyargin	128	SLEB2	114
PP12	63	SLIL3	125
Pre-B cell colony-enhancing factor	140	Slit homolog 2 protein	125
pre-B-cell factor	72	Slit2-N	125
Pre-pro-megakaryocyte-potentiating factor	98	Smag-82	42
Programmed Death Ligand 1	114	SMRP	98
PROK1	35	Somatamedin A	62
PROK2	116	Somatamedin C	62
Prokineticin 1	35	Somatotropin	56
Prokineticin-2	116	Sonic Hedgehog	125
Prolactin	116	SOST	123
Prostate Differentiation Factor	51	SOST1	123
Prostatropin	42	Sox2	125
Protease inhibitor 5	95	SP	127
Protease inhibitor 12	106	SPARC	126
Protein Bv8 homolog	116	Spasmodysin	127
pS2 protein	127	Spasmodytic Polypeptide	127
PSP	114	Spinal Cord-Derived Growth Factor	113
PSPN	114	SPP-1	111
PTHrP	116	SRPSOX	32
PTN	115	SSAO	137
PWTSR	117	STCP-1	98
sRANK Ligand	117	Steel Factor	122-123
sRANK Receptor	118	Stem Cell Factor	122-123
RANTES	118-119	Stem Cell Growth Factor- α	124
RARRES2	30	Stem Cell Growth Factor- β	124
Receptor Activator of NF- κ B Ligand	117	Stromal-Cell Derived Factor-1 α	124
Receptor-related 1	122	Stromal-Cell Derived Factor-1 β	124
Receptor-tyrosine-kinase-like orphan receptor 1	122	Stromelysin-1	104
Regulation upon Activation Normal T-cell Express Sequence	118-119	TAC-antigen	67
REIC	33	TACI	126
Relaxin-2	120	TAF-2	126
Relaxin-3	120	TALL-1	20
RELM α	120	TALL-2	17
RELM β	121	TARC	126
RELM γ	121	Tazarotene-Induced Gene 2	30
Resistin	122	Tb-4	128
Resistin-like α	120	Tb4X	128
Resistin-like β	121	T-BAM	29
Resistin-like γ	121	TBE-1	104
RLN2	120	TCA-3	58
Roof plate-specific Spondin-1	117	T-cell Activation-2	91
Roof plate-specific Spondin-2	117	T-cell antigen ILA	18
Roof plate-specific Spondin-3	117	T-cell growth factor p40	74
ROR1	122	T-Cell Growth Factor	66
RSPO1	117	T-cell Interferon	60
RSPO2	117	T-cell-specific surface glycoprotein CD28	28
RSPO3	117	T-cell surface antigen T4/Leu-3	27
R-Spondin-1	117	T-cell surface glycoprotein CD4	27
R-Spondin-2	117	TCGF	66
R-Spondin-3	117	TCMF	77
Sacroma growth factor	127	TECK	127
SAP1	21	TF	129
SARP-2	46	TF1	129
Scatter Factor	58	TFF-1	127
SCDGF	113	TFF-2	127
SCF	122-123	TFF-3	127
SCGF- α	124	TFI	127
SCGF- β	124	TGF-type I	127
Sclerostin	123	TGF- α	127
SCM-1a	94	TGF- β	128
SCYA19	103	TGF- β ₁ -simulated clone 36	46
SDF-1 α	124	TGF- β ₂	128

Index

TGF- β_3	128	Trefoil Factor 1.....	127
TGIF.....	75	Trefoil Factor 2.....	127
THANK.....	20	Trefoil Factor 3.....	127
THBD.....	128	TREM-1 Fc.....	135
THPH11.....	58	TRF.....	70
Thrombomodulin.....	128	TRICK2A.....	135
Thromboplastin.....	129	TRICKB.....	135
Thrombopoietin.....	133	Triggering receptor expressed on monocytes 1.....	135
THSD2.....	117	TSC-36.....	46
Thymic Stromal Lymphopoietin.....	135	TSF.....	77
Thymosin- β_4	128	TSG.....	135
Thymus and Activation-Regulated Chemokine.....	126	TSLP.....	135
Thymus Expressed Chemokine.....	127	Tumor Necrosis Factor Receptor Type I.....	132
TIG2.....	30	Tumor Necrosis Factor Receptor Type II.....	132
TIGAR.....	128	Tumor Necrosis Factor- α	131
TIMP-1.....	129	Tumor Necrosis Factor- β	132
TIMP-2.....	129	TWEAK.....	136
Tissue Factor.....	129	TWEAK Receptor.....	136
Tissue Inhibitor of Metalloproteinases 1.....	129	Twisted Gastrulation Protein.....	135
Tissue Inhibitor of Metalloproteinases 2.....	129	TXGP1.....	111
TL-1A.....	130	Type I interferon.....	59
TL2.....	134	Type II interferon.....	60
TL-6.....	15	Tyrosine-protein kinase transmembrane receptor ROR1.....	122
TLR-3.....	130	UNQ2222/PRO248.....	50
TM.....	128	UNQ6973/PRO21956.....	142
TMSB4.....	128	UP.....	136
TMSB4X.....	128	UP-1.....	136
TNF Receptor Type I.....	132	URG.....	34
TNF Receptor Type II.....	132	Urinary protein 1.....	136
TNFAR.....	132	Urine protein 1.....	136
TNFR1.....	132	Urogastrone.....	34
TNFR2.....	132	Urokinase Inhibitor.....	112
TNFR60.....	132	Uropontin.....	111
TNFR75.....	132	Uteroglobin.....	136
TNFR80.....	132	V75.....	140
TNF-Related Activation-induced Cytokine.....	117	V8 Protease.....	52
TNF-Related Activation-induced Cytokine Receptor.....	118	VAP-1.....	137
TNF-Related Apoptosis-Inducing Ligand.....	134	Vascular Adhesion Protein-1.....	137
TNF-related Weak Inducer of Apoptosis.....	136	Vascular Cell Adhesion Molecule 1.....	137
TNF-related Weak Inducer of Apoptosis Receptor.....	136	Vascular Endothelial Growth Factor 121.....	138
TNFRSF1A.....	132	Vascular Endothelial Growth Factor 165.....	138
TNFRSF1B.....	132	Vascular Endothelial Growth Factor-B.....	139
TNFRSF6.....	41	Vascular Endothelial Growth Factor-C.....	139
TNFRSF9.....	18	Vascular Endothelial Growth Factor-D.....	139
TNFRSF10A.....	134	Vaspin.....	137
TNFRSF10B.....	135	VBCH.....	123
TNFRSF11A.....	118	VCAM.....	137
TNFRSF11B.....	110	VCAM1.....	136
TNFRSF12A.....	136	VCAM1B.....	136
TNFRSF13B.....	126	VECAM1.....	136
TNFRSF13C.....	20	VEGF.....	138
TNFRSF17.....	21	VEGF ¹²¹	138
TNFSF1B.....	132	VEGF ¹⁶⁵	138
TNFSF2.....	131	VEGF-A.....	138
TNFSF4.....	111	VEGF-B.....	139
TNFSF5.....	29	VEGF-C.....	139
TNFSF6.....	41	VEGF-D.....	139
TNFSF7.....	28	VEGF-related factor.....	139
TNFSF8.....	28	VEGI.....	130
TNFSF9.....	18	VE-statin.....	35
TNFSF10.....	134	VF.....	140
TNFSF11.....	117	VG-1-related protein.....	24
TNFSF12.....	136	VGR.....	24
TNFSF13.....	17	Vgr-2.....	50
TNFSF13B.....	20	Vim.....	140
TNFSF14.....	94	Vimentin.....	140
TNFSF15.....	130	Visceral adipose tissue-derived serpin.....	137
TNFSF18.....	15	Visfatin.....	140
TNFSF20.....	20	Vitronectin.....	140
TNFSFR14.....	58	VPF.....	138
TNF- α	131	VRF.....	139
TNF- β	132	VRP.....	139
TNSF1A.....	131	VTN.....	140
Toll-Like Receptor 3.....	130	WFIKKNRP.....	48
TP44.....	28	Wingless-type MMTV integration site family member 3a.....	142
TP53-Induced Glycolysis and Apoptosis Regulator.....	128	WISP-1.....	141
TPO.....	133	WISP-2.....	32
TR1.....	110	WISP-3.....	141
TR2.....	58	WNT-1.....	141
TRAIL.....	134	Wnt-1-induced secreted protein.....	141
TRAIL Receptor-1.....	134	WNT-1 Inducible Signaling Pathway protein-1.....	141
TRAIL Receptor-2.....	135	WNT-1 Inducible Signaling Pathway protein-3.....	141
TRANCE.....	117	Wnt-1 proto-oncogene protein.....	141
TRANCE Receptor.....	118	WNT-3a.....	142
Transforming Growth Factor- α	127	WNT-7a.....	142
Transforming Growth Factor- β_1	128	WNT-9b.....	142
Transforming Growth Factor- β_2	128	WNT14B.....	142
Transforming Growth Factor- β_3	128	WNT15.....	142
Transforming protein KS3.....	42	XCL1.....	94
Transin-1.....	104	Za11.....	84
Transmembrane Activator and CAML Interactor.....	126	ZCCHC1.....	94
TRAP.....	29	zFGF5.....	42
TRDL1.....	17	Zneu1.....	35
		ZTNF4.....	20

PeproTech Worldwide Offices

PeproTech, Inc.

Corporate Headquarters

5 Crescent Avenue
Rocky Hill, NJ 08553-0275
USA

Phone: (800) 436-9910

(609) 497-0253

Fax: (609) 497-0321

email: info@peprotech.com

PeproTech EC

European Headquarters

PeproTech House
29 Margravine Road
London W6 8LL
UK

Phone: +44 (0)20 7610 3062

Fax: +44 (0)20 7610 3430

email: info@peprotech.co.uk

Nordic

Klarabergsviadukten 70
107 24 Stockholm
Sweden

Phone: +46 (0)8 640 41 07

Fax: +46 (0)8 640 41 09

email: info@peprotech.se

Canada

Phone: (877) 696-1982

Fax: (877) 696-6998

email: info@peprotechcanada.com

Germany

Oberaltenallee 8
22081 Hamburg
Germany

Phone: +49 40 734 35 77 70

Fax: +49 40 734 35 77 79

email: info@peprotech.de

PeproTech Asia

Asian Headquarters

12 Hamada Street
Tamar Building
Rehovot 76703
Israel

Phone: +972 (0) 8 946 0948

Fax: +972 (0) 8 946 0861

email: info@peprotechasia.com

Korea

10F, YTN Newsquare
76, Sangamsan-ro, Mapo-gu
Seoul 03926
Korea

Phone: +82 2 3210 2808

Fax: +82 2 3210 2835

email: info@peprotech.co.kr

California Lab/ Sales Office

31238 Via Colinas
Unit D
Westlake Village, CA 91362
USA

Phone: (805) 494-5100

Fax: (805) 494-1210

Mexico

Vermont 34 Oficina 4
Colonia, Napoles
CP. 03810
Mexico DF

Phone: +52 55 5672 0389

Fax: +52 55 5672 0388

email: pepromex@prodigy.net.mx

Brazil

Rua Fiorino Peixoto 2444
Alto de Boa Vista
14025-220 Ribeirão Preto, SP
Brazil

Phone: (16) 3620-1251

Fax: (16) 3621-1991

email: peprotech@funpecrp.com.br

France

12 rue Paul Chatrousse
92200 Neuilly-Sur-Seine
France

Phone: +33 (0)1 46 24 58 20

Fax: +33 (0)1 46 98 5141

email: info@peprotechfr.com

Austria

Schwendergasse 17
1150, Wien
Austria

Phone: +43 (0)1 405 9696

Fax: +43 (0)1 405 9898

email: info@peprotech.at

China

Rm. 416, Bld. 2, Diamond Plaza
No. 99, Yushan Road
Suzhou, Jiangsu Province
P.R. China, 215021

Phone: +86 512 6832 5983

Fax: +86 512 6832 5993

email: china@peprotech.com



5 Crescent Avenue
P.O. Box 275
Rocky Hill, NJ 08553
USA

Phone: (800) 436-9910 | (609) 497-0253

Fax: (609) 497-0321

Inquiries: info@peprotech.com

Service: customerservice@peprotech.com

Sales: sales@peprotech.com

www.peprotech.com